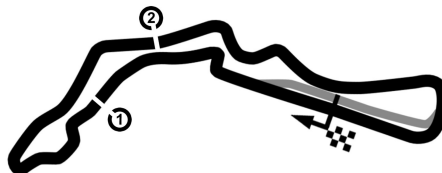


Czech Truck Prix 2018

Autodrom Most, length 4212 m

31.August - 02. September 2018

Renault Clio Cup Central Europe



CLIO CUP
CENTRAL EUROPE

Lap Analysis Race 2,

-Reg.No.: ZAO00218

1 Tomas Pekar (CZE) (Clio R.S. IV Cup)

Theoretische Bestzeit: 2:02.491

Lap	D	Time	S1	S2	S3	Lap	D	Time	S1	S2	S3
1	1	2:10.588	39.371	42.148	49.069	8	1	2:04.943	31.608	42.839	50.496
2	1	2:04.398	31.619	42.352	50.427	9	1	2:05.475	32.053	42.562	50.860
3	1	2:04.293	32.013	42.512	49.768	10	1	2:06.157	31.647	43.662	50.848
4	1	2:04.411	32.010	42.676	49.725	11	1	2:05.152	31.682	42.485	50.985
5	1	2:04.892	31.813	43.055	50.024	12	1	2:04.910	31.935	42.531	50.444
6	1	2:04.179	31.399	42.630	50.150	13	1	2:06.749	32.122	43.423	51.204
7	1	2:05.116	31.481	42.999	50.636	14	1	2:03.781	31.485	42.023	50.273

2 Tomasz Rzepecki (POL) (Clio R.S. IV Cup)

Theoretische Bestzeit: 2:04.046

Lap	D	Time	S1	S2	S3	Lap	D	Time	S1	S2	S3
1	1	2:17.167	42.889	44.019	50.259	8	1	2:05.848	31.854	43.150	50.844
2	1	2:04.079	31.286	42.747	50.046	9	1	2:06.295	31.767	43.292	51.236
3	1	2:05.802	31.463	44.267	50.072	10	1	2:05.493	31.722	43.060	50.711
4	1	2:04.804	31.422	42.750	50.632	11	1	2:05.732	32.191	42.825	50.716
5	1	2:04.976	31.434	42.758	50.784	12	1	2:05.264	31.720	43.251	50.293
6	1	2:10.840	31.511	42.961	56.368	13	1	2:04.948	31.794	42.714	50.440
7	1	2:05.640	31.620	43.261	50.759	14	1	2:04.613	31.403	42.773	50.437

5 Kevin Landwehr (DEU) (Clio R.S. IV Cup)

Theoretische Bestzeit: 2:03.495

Lap	D	Time	S1	S2	S3	Lap	D	Time	S1	S2	S3
1	1	3:32.128	53.565	57.884		8	1	2:06.420	31.834	43.681	50.905
2	1	3:55.104	2:22.836	42.754	49.514	9	1	2:06.089	32.145	42.927	51.017
3	1	2:04.736	31.816	42.819	50.101	10	1	2:05.735	32.031	42.934	50.770
4	1	2:05.136	31.927	42.833	50.376	11	1	2:04.757	31.789	42.574	50.394
5	1	2:05.525	31.852	43.026	50.647	12	1	2:04.247	31.739	42.545	49.963
6	1	2:06.081	31.998	43.235	50.848	13	1	2:03.783	31.436	42.622	49.725
7	1	2:06.229	31.907	43.350	50.972						

7 Tomasz Magdziarz (POL) (Clio R.S. IV Cup)

Theoretische Bestzeit: 2:03.217

Lap	D	Time	S1	S2	S3	Lap	D	Time	S1	S2	S3
1	1	2:14.572	41.217	43.473	49.882	8	1	2:05.255	31.764	43.106	50.385
2	1	2:03.876	31.451	42.591	49.834	9	1	2:04.776	31.689	42.773	50.314
3	1	2:04.729	31.445	43.241	50.043	10	1	2:05.564	31.641	42.923	51.000
4	1	2:04.673	31.570	43.458	49.645	11	1	2:05.471	31.964	42.663	50.844
5	1	2:06.116	31.306	42.875	51.935	12	1	2:04.993	31.676	42.777	50.540
6	1	2:07.297	32.774	44.166	50.357	13	1	2:03.926	31.756	42.266	49.904
7	1	2:06.716	32.297	44.427	49.992	14	1	2:03.653	31.442	42.377	49.834

8 René Kircher (DEU) (Clio R.S. IV Cup)

Theoretische Bestzeit: 2:03.322

Lap	D	Time	S1	S2	S3	Lap	D	Time	S1	S2	S3
1	1	2:15.449	41.750	43.929	49.770	8	1	2:04.962	31.583	42.741	50.638
2	1	2:05.414	31.528	43.797	50.089	9	1	2:05.085	31.678	42.875	50.532
3	1	2:03.999	31.606	42.637	49.756	10	1	2:04.892	31.441	43.050	50.401
4	1	2:05.457	31.315	43.928	50.214	11	1	2:05.274	31.922	43.091	50.261
5	1	2:04.614	31.411	42.900	50.303	12	1	2:04.553	31.588	42.730	50.235
6	1	2:06.056	31.761	44.021	50.274	13	1	2:04.250	31.809	42.522	49.919
7	1	2:06.432	32.530	43.919	49.983	14	1	2:04.393	31.323	42.251	50.819

9 Andreas Stucki (CHE) (Clio R.S. IV Cup)

Theoretische Bestzeit: 2:03.493

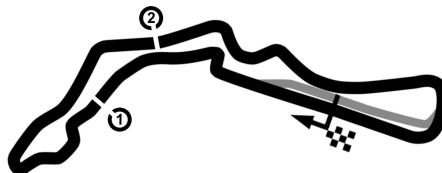
Lap	D	Time	S1	S2	S3	Lap	D	Time	S1	S2	S3
1	1	2:15.701	41.876	44.071	49.754	8	1	2:04.491	31.370	42.692	50.429
2	1	2:03.855	31.182	42.829	49.844	9	1	2:05.098	31.686	42.932	50.480
3	1	2:04.053	31.251	42.909	49.893	10	1	2:04.784	31.557	42.993	50.234
4	1	2:05.880	31.728	43.758	50.394	11	1	2:04.527	31.604	42.557	50.366
5	1	2:04.832	31.845	42.581	50.406	12	1	2:04.127	31.341	42.692	50.094
6	1	2:05.249	32.082	43.002	50.165	13	1	2:03.864	31.315	42.560	49.989
7	1	2:05.194	31.973	42.992	50.229	14	1	2:04.101	31.504	42.793	49.804

Czech Truck Prix 2018

Autodrom Most, length 4212 m

31.August - 02. September 2018

Renault Clio Cup Central Europe



CLIO CUP
CENTRAL EUROPE

Lap Analysis Race 2,

-Reg.No.: ZAO00218

13 René Martinek (AUT) (Clio R.S. IV Cup)						Theoretische Bestzeit: 2:04.420					
Lap	D	Time	S1	S2	S3	Lap	D	Time	S1	S2	S3
1	1	2:21.652	46.446	44.945	50.261	8	1	2:07.796	32.957	43.687	51.152
2	1	2:07.723	33.227	44.203	50.293	9	1	2:07.124	32.315	43.213	51.596
3	1	2:05.478	32.197	43.363	49.918	10	1	2:06.093	32.556	42.872	50.665
4	1	2:06.315	32.210	43.571	50.534	11	1	2:05.807	32.286	42.837	50.684
5	1	2:07.917	32.947	43.549	51.421	12	1	2:05.393	32.067	42.915	50.411
6	1	2:08.441	33.126	44.202	51.113	13	1	2:04.843	31.857	42.820	50.166
7	1	2:07.249	32.161	43.685	51.403	14	1	2:04.751	31.958	42.645	50.148

16 Lucas Groeneveld (NLD) (Clio R.S. IV Cup)						Theoretische Bestzeit: 2:03.284					
Lap	D	Time	S1	S2	S3	Lap	D	Time	S1	S2	S3
1	1	2:13.447	40.289	43.011	50.147	8	1	2:05.801	32.017	42.868	50.916
2	1	2:03.374	31.277	42.355	49.742	9	1	2:06.580	31.867	43.981	50.732
3	1	2:04.302	31.327	42.782	50.193	10	1	2:05.287	31.806	42.725	50.756
4	1	2:04.772	31.774	42.677	50.321	11	1	2:05.602	32.139	42.857	50.606
5	1	2:04.561	31.691	42.678	50.192	12	1	2:04.883	31.655	42.529	50.699
6	1	2:05.168	31.805	42.790	50.573	13	1	2:05.079	31.676	42.941	50.462
7	1	2:05.653	31.977	43.016	50.660	14	1	2:04.104	31.650	42.265	50.189

17 Albert Legutko (POL) (Clio R.S. IV Cup)						Theoretische Bestzeit: 2:02.331					
Lap	D	Time	S1	S2	S3	Lap	D	Time	S1	S2	S3
1	1	2:12.421	40.069	42.925	49.427	8	1	2:05.084	31.570	42.916	50.598
2	1	2:02.775	30.753	42.403	49.619	9	1	2:05.503	31.909	42.664	50.930
3	1	2:03.292	31.326	42.573	49.393	10	1	2:06.028	31.555	43.851	50.622
4	1	2:03.651	30.755	43.252	49.644	11	1	2:05.044	31.555	42.745	50.744
5	1	2:05.387	32.502	42.968	49.917	12	1	2:05.014	31.971	42.644	50.399
6	1	2:04.814	31.310	43.033	50.471	13	1	2:04.036	31.575	42.305	50.156
7	1	2:05.224	31.378	43.133	50.713	14	1	2:03.704	31.537	42.185	49.982

20 Pawel Wysmyk (POL) (Clio R.S. IV Cup)						Theoretische Bestzeit: 2:03.871					
Lap	D	Time	S1	S2	S3	Lap	D	Time	S1	S2	S3
1	1	2:18.390	43.388	44.558	50.444	8	1	2:06.269	32.188	43.297	50.784
2	1	2:04.550	31.926	42.865	49.759	9	1	2:06.432	32.001	43.495	50.936
3	1	2:05.037	31.826	43.053	50.158	10	1	2:06.380	32.380	42.742	51.258
4	1	2:05.026	31.654	42.941	50.431	11	1	2:05.937	32.464	42.646	50.827
5	1	2:05.455	32.121	43.213	50.121	12	1	2:05.636	32.217	42.653	50.766
6	1	2:05.879	32.112	43.366	50.401	13	1	2:05.111	31.988	42.625	50.498
7	1	2:06.215	32.109	43.174	50.932	14	1	2:04.749	31.870	42.458	50.421

21 Szymon Ladniak (POL) (Clio R.S. IV Cup)						Theoretische Bestzeit: 2:04.021					
Lap	D	Time	S1	S2	S3	Lap	D	Time	S1	S2	S3
1	1	2:19.121	42.613	45.788	50.720	8	1	2:06.653	31.960	43.427	51.266
2	1	2:04.524	31.743	42.532	50.249	9	1	2:08.269	32.123	44.827	51.319
3	1	2:04.787	31.322	43.088	50.377	10	1	2:05.772	32.018	42.748	51.006
4	1	2:04.975	31.689	42.877	50.409	11	1	2:05.940	32.169	42.657	51.114
5	1	2:05.881	32.173	43.074	50.634	12	1	2:05.163	31.872	42.506	50.785
6	1	2:06.036	32.037	43.039	50.960	13	1	2:05.078	32.076	42.450	50.552
7	1	2:05.625	31.620	43.105	50.900	14	1	2:05.187	31.753	42.549	50.885

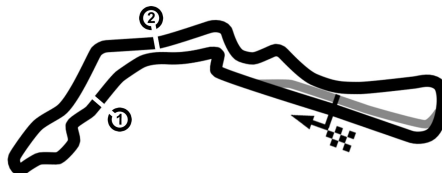
22 Jakub Dwernicki (POL) (Clio R.S. IV Cup)						Theoretische Bestzeit: 2:04.425					
Lap	D	Time	S1	S2	S3	Lap	D	Time	S1	S2	S3
1	1	2:20.139	44.280	45.047	50.812	8	1	2:07.669	32.942	43.555	51.172
2	1	2:07.252	33.617	43.628	50.007	9	1	2:07.962	31.856	43.591	52.515
3	1	2:05.350	32.064	43.325	49.961	10	1	2:06.774	32.269	43.166	51.339
4	1	2:07.917	33.683	43.744	50.490	11	1	2:05.833	31.937	43.003	50.893
5	1	2:07.889	32.475	43.830	51.584	12	1	2:05.701	32.555	42.959	50.187
6	1	2:08.156	32.985	44.129	51.042	13	1	2:05.794	32.412	42.608	50.774
7	1	2:07.854	31.969	44.095	51.790	14	1	2:05.790	32.136	43.083	50.571

Czech Truck Prix 2018

Autodrom Most, length 4212 m

31.August - 02. September 2018

Renault Clio Cup Central Europe



CLIO CUP
CENTRAL EUROPE

Lap Analysis Race 2,

-Reg.No.: ZAO00218

23 Sandro Soubek (AUT) (Clio R.S. IV Cup)

Theoretische Bestzeit: 2:03.197

Lap	D	Time	S1	S2	S3	Lap	D	Time	S1	S2	S3
1	1	2:19.487	45.331	44.035	50.121	8	1	2:05.889	32.060	42.957	50.872
2	1	2:05.901	33.136	43.153	49.612	9	1	2:05.188	31.493	43.005	50.690
3	1	2:04.702	31.607	42.793	50.302	10	1	2:05.623	32.130	42.475	51.018
4	1	2:04.916	31.446	43.236	50.234	11	1	2:04.619	32.075	42.170	50.374
5	1	2:04.763	31.428	42.826	50.509	12	1	2:04.499	31.746	42.157	50.596
6	1	2:06.298	31.754	43.789	50.755	13	1	2:05.316	31.828	42.505	50.983
7	1	2:05.662	31.623	43.378	50.661	14	1	2:04.041	31.455	42.428	50.158

24 Antonio Citera (AUT) (Clio R.S. IV Cup)

Theoretische Bestzeit: 2:04.156

Lap	D	Time	S1	S2	S3	Lap	D	Time	S1	S2	S3
1	1	2:29.689	56.384	43.855	49.450	8	1	2:07.496	32.712	43.858	50.926
2	1	2:04.444	31.547	43.431	49.466	9	1	2:07.740	32.254	43.399	52.087
3	1	2:04.308	31.562	43.159	49.587	10	1	2:08.911	32.809	43.219	52.883
4	1	2:04.967	31.653	43.212	50.102	11	1	2:08.166	32.271	45.196	50.699
5	1	2:06.697	31.893	43.836	50.968	12	1	2:08.325	32.171	45.349	50.805
6	1	2:08.261	32.480	44.486	51.295	13	1	2:06.991	32.109	43.724	51.158
7	1	2:07.165	32.453	43.660	51.052	14	1	2:06.933	32.334	44.186	50.413

29 Damian Litwinowicz (POL) (Clio R.S. IV Cup)

Theoretische Bestzeit: 2:03.212

Lap	D	Time	S1	S2	S3	Lap	D	Time	S1	S2	S3
1	1	2:14.933	41.391	43.442	50.100	8	1	2:05.787	31.771	42.918	51.098
2	1	2:03.963	31.356	42.738	49.869	9	1	2:04.498	30.884	42.843	50.771
3	1	2:04.592	31.238	43.176	50.178	10	1	2:05.743	32.121	42.842	50.780
4	1	2:05.880	31.560	44.050	50.270	11	1	2:06.906	31.892	43.636	51.378
5	1	2:04.869	31.511	42.459	50.899	12	1	2:06.862	32.499	43.643	50.720
6	1	2:06.100	32.255	43.447	50.398	13	1	2:05.172	31.730	42.811	50.631
7	1	2:05.718	31.607	43.329	50.782	14	1	2:04.551	31.297	42.926	50.328

31 Karol Urbaniak (POL) (Clio R.S. IV Cup)

Theoretische Bestzeit: 2:00.746

Lap	D	Time	S1	S2	S3	Lap	D	Time	S1	S2	S3
1	1	2:10.822	39.996	41.854	48.972	8	1	2:04.055	31.376	42.373	50.306
2	1	2:02.246	30.805	42.055	49.386	9	1	2:13.593	31.599	42.438	
3	1	2:02.912	31.070	42.352	49.490	10	1	2:17.481	45.012	42.165	50.304
4	1	2:02.793	30.981	42.219	49.593	11	1	2:04.363	31.545	42.291	50.527
5	1	2:03.585	31.006	42.890	49.689	12	1	2:06.240	32.162	43.086	50.992
6	1	2:04.098	31.581	42.561	49.956	13	1	2:04.549	31.668	42.687	50.194
7	1	2:03.971	31.484	42.494	49.993	14	1	2:01.443	29.920	41.947	49.576

34 Adam Rzepecki (POL) (Clio R.S. IV Cup)

Theoretische Bestzeit: 2:03.840

Lap	D	Time	S1	S2	S3	Lap	D	Time	S1	S2	S3
1	1	2:13.677	40.520	43.012	50.145	8	1	2:06.205	32.214	42.927	51.064
2	1	2:04.226	31.523	42.757	49.946	9	1	2:05.175	31.693	42.726	50.756
3	1	2:04.698	31.525	42.927	50.246	10	1	2:06.167	31.937	43.042	51.188
4	1	2:05.014	31.555	43.001	50.458	11	1	2:05.375	31.794	42.503	51.078
5	1	2:05.931	31.693	43.195	51.043	12	1	2:05.642	32.015	42.896	50.731
6	1	2:05.888	32.065	42.922	50.901	13	1	2:04.560	31.544	42.371	50.645
7	1	2:06.443	31.870	43.257	51.316	14	1	2:04.787	31.695	42.718	50.374

44 Lisa Christin Brunner (DEU) (Clio R.S. IV Cup)

Theoretische Bestzeit: 2:03.306

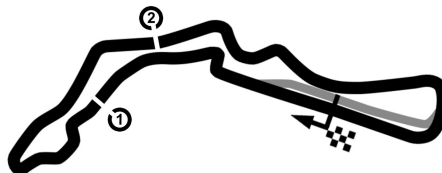
Lap	D	Time	S1	S2	S3	Lap	D	Time	S1	S2	S3
1	1	2:18.156	42.770	44.637	50.749	8	1	2:05.395	31.851	42.941	50.603
2	1	2:04.132	31.662	42.755	49.715	9	1	2:05.474	32.068	43.169	50.237
3	1	2:05.206	32.358	42.716	50.132	10	1	2:05.031	31.645	42.607	50.779
4	1	2:04.774	31.192	42.869	50.713	11	1	2:05.062	31.694	42.575	50.793
5	1	2:04.690	31.360	42.871	50.459	12	1	2:06.981	31.940	43.501	51.540
6	1	2:05.392	31.747	42.966	50.679	13	1	2:06.593	31.850	43.241	51.502
7	1	2:06.446	31.846	44.067	50.533	14	1	2:04.087	31.582	42.399	50.106

Czech Truck Prix 2018

Autodrom Most, length 4212 m

31.August - 02. September 2018

Renault Clio Cup Central Europe



CLIO CUP
CENTRAL EUROPE

Lap Analysis Race 2,

-Reg.No.: ZAO00218

46 Fabio Citignola (DEU) (Clio R.S. IV Cup)

Theoretische Bestzeit: 2:01.474

Lap	D	Time	S1	S2	S3	Lap	D	Time	S1	S2	S3
1	1	2:08.987	38.317	41.717	48.953	8	1	2:03.976	31.455	42.598	49.923
2	1	2:02.925	31.223	42.311	49.391	9	1	2:03.710	31.376	42.246	50.088
3	1	2:02.459	30.804	42.129	49.526	10	1	2:03.820	31.444	42.167	50.209
4	1	2:03.593	31.627	42.450	49.516	11	1	2:03.720	31.473	42.175	50.072
5	1	2:05.953	31.744	44.297	49.912	12	1	2:03.784	31.402	42.328	50.054
6	1	2:04.502	31.549	42.904	50.049	13	1	2:03.065	31.455	41.873	49.737
7	1	2:04.409	31.498	42.894	50.017	14	1	2:02.871	31.385	41.849	49.637

48 Reto Wüst (CHE) (Clio R.S. IV Cup)

Theoretische Bestzeit: 2:03.648

Lap	D	Time	S1	S2	S3	Lap	D	Time	S1	S2	S3
1	1	2:13.893	40.860	43.069	49.964	8	1	2:05.615	31.715	43.346	50.554
2	1	2:04.137	31.696	42.737	49.704	9	1	2:05.627	31.661	43.304	50.662
3	1	2:04.778	31.618	42.954	50.206	10	1	2:05.677	31.830	42.713	51.134
4	1	2:08.180	31.967	45.730	50.483	11	1	2:05.180	31.712	42.707	50.761
5	1	2:04.714	31.306	42.972	50.436	12	1	2:05.558	31.786	42.977	50.795
6	1	2:06.313	31.647	43.729	50.937	13	1	2:04.614	31.700	42.638	50.276
7	1	2:07.194	31.680	45.126	50.388	14	1	2:04.614	31.454	42.993	50.167

68 Michael Bleekemolen (NLD) (Clio R.S. IV Cup)

Theoretische Bestzeit: 2:04.209

Lap	D	Time	S1	S2	S3	Lap	D	Time	S1	S2	S3
1	1	2:19.294	42.413	44.811	52.070	8	1	2:05.711	31.854	43.186	50.671
2	1	2:05.245	32.063	43.108	50.074	9	1	2:06.027	31.837	43.506	50.684
3	1	2:05.363	31.534	43.431	50.398	10	1	2:05.865	31.852	42.790	51.223
4	1	2:06.314	32.194	43.543	50.577	11	1	2:18.851	32.245	42.601	
5	1	2:05.683	31.950	43.239	50.494	12	1	2:20.130	47.119	42.682	50.329
6	1	2:04.968	31.715	42.701	50.552	13	1	2:04.345	31.588	42.660	50.097
7	1	2:05.980	32.157	42.969	50.854	14	1	2:05.418	31.980	43.316	50.122

70 Sebastiaan Bleekemolen (NLD) (Clio R.S. IV Cup)

Theoretische Bestzeit: 2:03.301

Lap	D	Time	S1	S2	S3	Lap	D	Time	S1	S2	S3
1	1	2:12.153	39.855	42.841	49.457	8	1	2:05.202	31.769	42.760	50.673
2	1	2:03.916	31.428	42.886	49.602	9	1	2:05.062	31.878	42.781	50.403
3	1	2:04.385	31.399	43.180	49.806	10	1	2:05.377	31.697	43.164	50.516
4	1	2:04.132	31.460	42.846	49.826	11	1	2:04.905	31.927	42.445	50.533
5	1	2:04.739	31.643	43.054	50.042	12	1	2:05.480	32.090	43.235	50.155
6	1	2:04.746	31.527	42.800	50.419	13	1	2:05.743	31.639	43.115	50.989
7	1	2:05.255	31.699	42.914	50.642	14	1	2:04.974	31.828	43.201	49.945

71 Richard Meixner (CZE) (Clio R.S. IV Cup)

Theoretische Bestzeit: 2:03.793

Lap	D	Time	S1	S2	S3	Lap	D	Time	S1	S2	S3
1	1	2:20.387	44.836	45.034	50.517	8	1	2:05.981	32.015	43.290	50.676
2	1	2:05.853	32.440	43.548	49.865	9	1	2:06.235	31.708	43.817	50.710
3	1	2:05.141	31.615	43.310	50.216	10	1	2:06.205	32.199	43.111	50.895
4	1	2:05.806	31.887	43.351	50.568	11	1	2:05.896	32.311	42.646	50.939
5	1	2:06.122	31.867	43.856	50.399	12	1	2:05.468	31.977	43.121	50.370
6	1	2:04.746	31.388	42.914	50.444	13	1	2:05.441	32.223	42.751	50.467
7	1	2:05.832	31.695	43.385	50.752	14	1	2:04.585	31.748	42.540	50.297

87 Javin Lewis Seyhan (DEU) (Clio R.S. IV Cup)

Theoretische Bestzeit: 2:04.851

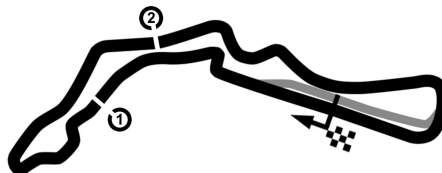
Lap	D	Time	S1	S2	S3	Lap	D	Time	S1	S2	S3
1	1	2:19.752	43.575	45.196	50.981	8	1	2:06.596	32.378	43.097	51.121
2	1	2:07.292	32.653	43.927	50.712	9	1	2:05.843	32.037	42.901	50.905
3	1	2:05.350	31.933	42.997	50.420	10	1	2:08.039	31.845	42.748	53.446
4	1	2:06.549	32.092	43.598	50.859	11	1	2:05.923	32.301	42.593	51.029
5	1	2:06.039	31.838	43.525	50.676	12	1	2:05.756	32.104	42.789	50.863
6	1	2:06.160	31.885	43.297	50.978	13	1	2:05.907	32.453	42.721	50.733
7	1	2:06.845	32.390	43.265	51.190	14	1	2:05.896	31.941	42.839	51.116

Czech Truck Prix 2018

Autodrom Most, length 4212 m

31.August - 02. September 2018

Renault Clio Cup Central Europe



CLIO CUP
CENTRAL EUROPE

Lap Analysis Race 2,

-Reg.No.: ZAO00218

88 Kevin Hilgenhövel (DEU) (Clio R.S. IV Cup)

Theoretische Bestzeit: 2:01.968

Lap	D	Time	S1	S2	S3	Lap	D	Time	S1	S2	S3
1	1	2:09.964	38.569	42.119	49.276	8	1	2:03.990	31.689	42.158	50.143
2	1	2:02.719	31.036	42.324	49.359	9	1	2:03.874	31.600	42.163	50.111
3	1	2:03.023	31.212	42.333	49.478	10	1	2:04.367	32.011	42.101	50.255
4	1	2:03.483	31.581	42.154	49.748	11	1	2:03.707	31.637	42.162	49.908
5	1	2:03.828	31.331	42.657	49.840	12	1	2:03.064	31.345	41.930	49.789
6	1	2:04.531	31.351	42.763	50.417	13	1	2:03.373	31.687	42.025	49.661
7	1	2:04.124	31.533	42.284	50.307	14	1	2:03.008	31.719	41.656	49.633

92 Tamino Bergmeier (DEU) (Clio R.S. IV Cup)

Theoretische Bestzeit: 2:04.818

Lap	D	Time	S1	S2	S3	Lap	D	Time	S1	S2	S3
1	1	2:23.998	50.322	43.393	50.283	8	1	2:06.023	31.933	43.434	50.656
2	1	2:06.009	31.743	43.627	50.639	9	1	2:06.061	31.974	43.269	50.818
3	1	2:05.550	32.122	43.090	50.338	10	1	2:06.144	31.934	43.432	50.778
4	1	2:06.853	32.220	43.908	50.725	11	1	2:06.255	31.973	43.370	50.912
5	1	2:06.905	31.981	43.707	51.217	12	1	2:05.458	31.808	43.015	50.635
6	1	2:07.561	32.499	43.994	51.068	13	1	2:05.165	31.741	43.046	50.378
7	1	2:07.608	32.096	44.092	51.420	14	1	2:05.615	31.571	42.964	51.080

96 Dillon Koster (NLD) (Clio R.S. IV Cup)

Theoretische Bestzeit: 2:03.830

Lap	D	Time	S1	S2	S3	Lap	D	Time	S1	S2	S3
1	1	2:22.036	48.867	43.225	49.944	8	1	2:05.585	31.960	43.041	50.584
2	1	2:05.535	32.225	43.667	49.643	9	1	2:05.911	32.133	42.970	50.808
3	1	2:05.677	32.438	43.509	49.730	10	1	2:05.510	31.802	42.814	50.894
4	1	2:08.201	34.261	43.800	50.140	11	1	2:14.029	31.777	42.646	59.606
5	1	2:07.281	32.146	43.485	51.650	12	1	2:04.981	32.103	42.755	50.123
6	1	2:05.342	32.198	43.118	50.026	13	1	2:04.855	31.708	42.711	50.436
7	1	2:05.131	31.805	42.986	50.340	14	1	2:04.598	31.541	42.765	50.292

99 Bartłomiej Mirecki (POL) (Clio R.S. IV Cup)

Theoretische Bestzeit: 2:01.995

Lap	D	Time	S1	S2	S3	Lap	D	Time	S1	S2	S3
1	1	2:16.186	43.137	43.928	49.121	8	1	2:04.446	31.578	42.465	50.403
2	1	2:03.754	31.160	42.714	49.880	9	1	2:05.068	31.899	42.703	50.466
3	1	2:04.038	31.171	42.895	49.972	10	1	2:04.055	31.521	42.074	50.460
4	1	2:05.746	31.749	43.543	50.454	11	1	2:04.060	31.564	42.030	50.466
5	1	2:04.159	31.353	42.551	50.255	12	1	2:04.471	31.490	42.702	50.279
6	1	2:05.029	32.222	42.685	50.122	13	1	2:05.795	31.668	43.346	50.781
7	1	2:04.147	31.542	42.315	50.290	14	1	2:03.306	31.547	41.714	50.045