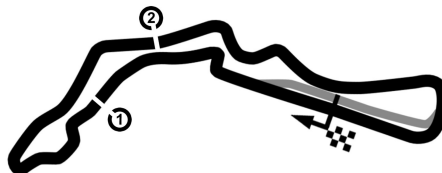


# Czech Truck Prix 2018

Autodrom Most, length 4212 m

31.August - 02. September 2018

Renault Clio Cup Central Europe



**CLIO CUP**  
CENTRAL EUROPE

## Lap Analysis Race 1,

-Reg.No.: ZAO00218

1 Tomas Pekar (CZE) (Clio R.S. IV Cup)						Theoretische Bestzeit: 2:02.530					
Lap	D	Time	S1	S2	S3	Lap	D	Time	S1	S2	S3
1	1	3:16.543	58.594	1:04.559	1:13.390	8	1	2:06.405	31.781	44.456	50.168
2	1	2:50.206	46.661	59.765	1:03.780	9	1	2:03.759	31.560	42.455	49.744
3	1	2:03.552	32.094	<b>42.113</b>	<b>49.345</b>	10	1	2:03.500	<b>31.072</b>	42.859	49.569
4	1	2:03.432	31.287	42.578	49.567	11	1	2:03.664	31.139	42.206	50.319
5	1	2:05.436	31.256	42.164	52.016	12	1	<b>2:03.241</b>	31.377	42.457	49.407
6	1	3:14.012	40.218	1:07.193	1:26.601	13	1	2:03.419	31.321	42.455	49.643
7	1	2:48.656	46.385	58.729	1:03.542						

2 Tomasz Rzepecki (POL) (Clio R.S. IV Cup)						Theoretische Bestzeit: 2:03.562					
Lap	D	Time	S1	S2	S3	Lap	D	Time	S1	S2	S3
1	1	3:37.507	1:20.363	58.498	1:18.646	8	1	2:07.685	33.971	43.458	50.256
2	1	2:38.711	42.901	55.563	1:00.247	9	1	2:05.679	31.808	43.159	50.712
3	1	2:09.755	33.681	44.770	51.304	10	1	2:05.566	31.664	43.328	50.574
4	1	2:08.418	32.051	44.458	51.909	11	1	<b>2:04.473</b>	<b>31.346</b>	42.931	50.196
5	1	2:09.828	32.526	43.703	53.599	12	1	2:04.689	31.910	43.198	<b>49.581</b>
6	1	3:02.001	32.163	59.820	1:30.018	13	1	2:04.692	32.309	<b>42.635</b>	49.748
7	1	2:40.996	44.791	55.877	1:00.328						

5 Kevin Landwehr (DEU) (Clio R.S. IV Cup)						Theoretische Bestzeit: 2:03.214					
Lap	D	Time	S1	S2	S3	Lap	D	Time	S1	S2	S3
1	1	3:22.197	1:03.016	1:04.338	1:14.843	8	1	2:06.594	32.028	44.675	49.891
2	1	3:02.156	44.862	59.232		9	1	2:05.006	31.853	43.018	50.135
3	1	2:41.976	1:09.493	<b>42.239</b>	50.244	10	1	2:04.611	31.374	43.327	49.910
4	1	2:05.359	<b>31.334</b>	42.982	51.043	11	1	2:06.646	31.539	43.932	51.175
5	1	2:05.247	32.140	42.704	50.403	12	1	<b>2:03.823</b>	31.651	42.531	<b>49.641</b>
6	1	2:38.567	31.451	42.721	1:24.395	13	1	2:03.850	31.399	42.661	49.790
7	1	2:37.513	46.097	51.462	59.954						

7 Tomasz Magdziarz (POL) (Clio R.S. IV Cup)						Theoretische Bestzeit: 2:03.750					
Lap	D	Time	S1	S2	S3	Lap	D	Time	S1	S2	S3
1	1	3:26.240	1:08.638	1:02.213	1:15.389	8	1	2:43.631	35.745	59.998	
2	1	2:45.001	44.406	58.136	1:02.459	9	1	2:32.690	59.642	42.856	50.192
3	1	2:07.819	32.451	44.247	51.121	10	1	2:04.673	31.829	42.915	49.929
4	1	2:05.962	31.850	43.303	50.809	11	1	2:03.932	31.743	42.542	<b>49.647</b>
5	1	2:08.586	31.949	44.157	52.480	12	1	2:04.202	31.837	42.689	49.676
6	1	3:05.334	32.918	1:04.556	1:27.860	13	1	<b>2:03.822</b>	<b>31.607</b>	<b>42.496</b>	49.719
7	1	2:46.388	46.308	56.646	1:03.434						

8 René Kircher (DEU) (Clio R.S. IV Cup)						Theoretische Bestzeit: 2:03.052					
Lap	D	Time	S1	S2	S3	Lap	D	Time	S1	S2	S3
1	1	3:29.830	1:12.787	1:00.776	1:16.267	8	1	2:05.717	31.620	44.008	50.089
2	1	2:42.709	43.726	57.202	1:01.781	9	1	2:06.197	32.193	43.587	50.417
3	1	2:09.006	32.856	45.836	50.314	10	1	2:04.194	31.180	43.060	49.954
4	1	2:04.303	31.222	42.693	50.388	11	1	2:03.635	31.129	42.768	49.738
5	1	2:08.408	31.550	44.490	52.368	12	1	<b>2:03.347</b>	<b>31.064</b>	<b>42.398</b>	49.885
6	1	3:05.716	33.018	1:04.656	1:28.042	13	1	2:04.500	31.471	43.439	<b>49.590</b>
7	1	2:45.505	46.092	56.493	1:02.920						

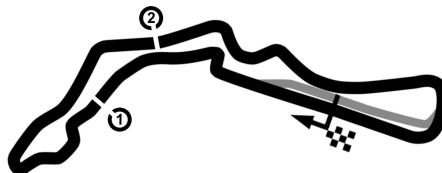
9 Andreas Stucki (CHE) (Clio R.S. IV Cup)						Theoretische Bestzeit: 2:03.670					
Lap	D	Time	S1	S2	S3	Lap	D	Time	S1	S2	S3
1	1	3:32.043	1:16.335	59.178	1:16.530	8	1	2:06.897	32.058	44.200	50.639
2	1	2:41.184	43.873	56.344	1:00.967	9	1	2:05.254	31.552	43.386	50.316
3	1	2:10.470	32.870	46.270	51.330	10	1	2:04.552	31.417	43.154	49.981
4	1	2:06.374	32.289	43.929	50.156	11	1	2:06.170	31.359	44.048	50.763
5	1	2:08.901	31.491	44.362	53.048	12	1	2:03.996	31.435	<b>42.860</b>	<b>49.701</b>
6	1	3:02.685	32.121	1:01.746	1:28.818	13	1	<b>2:03.898</b>	<b>31.109</b>	42.901	49.888
7	1	2:44.144	45.987	56.302	1:01.855						

# Czech Truck Prix 2018

Autodrom Most, length 4212 m

31.August - 02. September 2018

Renault Clio Cup Central Europe



**CLIO CUP**  
CENTRAL EUROPE

## Lap Analysis Race 1,

-Reg.No.: ZAO00218

13 René Martinek (AUT) (Clio R.S. IV Cup)						Theoretische Bestzeit: 2:06.799					
Lap	D	Time	S1	S2	S3	Lap	D	Time	S1	S2	S3
1	1	3:46.984	1:30.745	56.607	1:19.632	8	1	2:10.591	33.078	45.667	51.846
2	1	2:36.561	42.965	55.189	58.407	9	1	2:09.033	32.567	44.509	51.957
3	1	2:14.283	35.387	46.585	52.311	10	1	2:08.630	32.975	44.458	51.197
4	1	2:11.415	33.040	45.952	52.423	11	1	2:07.509	32.464	43.763	51.282
5	1	2:11.788	32.931	45.540	53.317	12	1	2:07.378	<b>32.112</b>	44.033	51.233
6	1	2:54.815	33.526	49.330		13	1	<b>2:07.218</b>	32.446	43.754	<b>51.018</b>
7	1	2:39.963	1:05.240	<b>43.669</b>	51.054						

16 Lucas Groeneveld (NLD) (Clio R.S. IV Cup)						Theoretische Bestzeit: 2:03.452					
Lap	D	Time	S1	S2	S3	Lap	D	Time	S1	S2	S3
1	1	3:27.107	1:09.910	1:01.686	1:15.511	8	1	2:08.581	32.306	45.355	50.920
2	1	2:44.600	44.673	57.718	1:02.209	9	1	2:05.201	31.507	43.733	49.961
3	1	2:35.752	32.362	1:10.281	53.109	10	1	2:05.018	31.477	43.095	50.446
4	1	2:07.139	31.580	43.903	51.656	11	1	2:05.947	32.855	43.363	49.729
5	1	2:08.404	32.993	44.242	51.169	12	1	<b>2:03.486</b>	<b>31.072</b>	<b>42.962</b>	49.452
6	1	2:51.401	32.415	48.997	1:29.989	13	1	2:03.795	31.236	43.141	<b>49.418</b>
7	1	2:38.297	46.295	51.915	1:00.087						

17 Albert Legutko (POL) (Clio R.S. IV Cup)						Theoretische Bestzeit: 2:01.975					
Lap	D	Time	S1	S2	S3	Lap	D	Time	S1	S2	S3
1	1	3:24.526	1:07.053	1:01.635	1:15.838	8	1	2:06.348	31.665	43.967	50.716
2	1	2:46.080	44.174	58.331	1:03.575	9	1	2:02.746	31.166	42.464	<b>49.116</b>
3	1	2:06.418	31.726	43.968	50.724	10	1	2:03.084	<b>30.804</b>	42.785	49.495
4	1	2:03.584	31.171	42.817	49.596	11	1	2:03.409	31.620	42.485	49.304
5	1	2:07.782	31.000	44.285	52.497	12	1	2:02.642	30.914	42.397	49.331
6	1	3:08.050	34.764	1:05.765	1:27.521	13	1	<b>2:02.303</b>	30.976	<b>42.055</b>	49.272
7	1	2:47.106	46.377	57.570	1:03.159						

20 Pawel Wysmyk (POL) (Clio R.S. IV Cup)						Theoretische Bestzeit: 2:04.380					
Lap	D	Time	S1	S2	S3	Lap	D	Time	S1	S2	S3
1	1	3:43.984	1:28.470	56.565	1:18.949	8	1	2:07.064	32.471	44.507	50.086
2	1	2:35.445	43.097	54.514	57.834	9	1	2:06.120	32.160	43.391	50.569
3	1	2:10.592	33.837	45.460	51.295	10	1	<b>2:04.648</b>	<b>31.715</b>	42.965	49.968
4	1	2:11.517	33.055	46.613	51.849	11	1	2:05.066	31.888	42.883	50.295
5	1	2:08.684	32.458	44.533	51.693	12	1	2:04.811	32.082	<b>42.721</b>	50.008
6	1	3:00.525	35.102	54.310	1:31.113	13	1	2:04.957	32.019	42.994	<b>49.944</b>
7	1	2:39.688	45.519	54.044	1:00.125						

21 Szymon Ladniak (POL) (Clio R.S. IV Cup)						Theoretische Bestzeit: 2:03.760					
Lap	D	Time	S1	S2	S3	Lap	D	Time	S1	S2	S3
1	1	3:30.290	1:14.848	59.243	1:16.199	8	1	2:07.159	32.414	43.853	50.892
2	1	2:42.580	43.891	56.977	1:01.712	9	1	2:05.096	31.849	42.977	50.270
3	1	2:11.242	33.391	46.918	50.933	10	1	2:05.374	32.168	42.984	50.222
4	1	2:07.035	32.405	44.122	50.508	11	1	2:05.401	31.562	43.350	50.489
5	1	2:08.289	31.836	43.213	53.240	12	1	<b>2:04.216</b>	31.906	<b>42.566</b>	<b>49.744</b>
6	1	3:02.637	31.984	1:02.292	1:28.361	13	1	2:05.011	<b>31.450</b>	43.118	50.443
7	1	2:44.036	46.141	56.083	1:01.812						

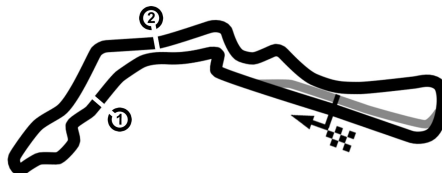
22 Jakub Dwernicki (POL) (Clio R.S. IV Cup)						Theoretische Bestzeit: 2:05.216					
Lap	D	Time	S1	S2	S3	Lap	D	Time	S1	S2	S3
1	1	3:44.705	1:29.569	56.555	1:18.581	8	1	2:12.695	34.591	46.494	51.610
2	1	2:36.177	43.339	54.457	58.381	9	1	2:07.565	32.309	44.055	51.201
3	1	2:13.031	33.567	47.592	51.872	10	1	2:07.196	32.379	43.859	50.958
4	1	2:10.241	32.368	45.549	52.324	11	1	<b>2:05.265</b>	<b>31.847</b>	43.209	<b>50.209</b>
5	1	2:13.312	32.343	46.658	54.311	12	1	2:05.833	31.889	43.232	50.712
6	1	2:56.311	33.493	51.888	1:30.930	13	1	2:07.054	32.912	<b>43.160</b>	50.982
7	1	2:38.821	46.308	52.384	1:00.129						

# Czech Truck Prix 2018

Autodrom Most, length 4212 m

31.August - 02. September 2018

Renault Clio Cup Central Europe



**CLIO CUP**  
CENTRAL EUROPE

## Lap Analysis Race 1,

-Reg.No.: ZAO00218

### 23 Sandro Soubek (AUT) (Clio R.S. IV Cup)

Theoretische Bestzeit: 2:02.548

Lap	D	Time	S1	S2	S3	Lap	D	Time	S1	S2	S3
1	1	3:19.562	1:01.643	1:04.666	1:13.253	8	1	2:06.187	31.870	43.544	50.773
2	1	2:48.785	46.231	59.588	1:02.966	9	1	2:03.802	32.066	42.361	<b>49.375</b>
3	1	2:08.416	32.091	44.999	51.326	10	1	2:03.915	<b>30.967</b>	43.206	49.742
4	1	2:05.070	31.646	43.133	50.291	11	1	2:03.271	31.033	42.733	49.505
5	1	2:08.789	31.198	44.331	53.260	12	1	2:02.838	31.062	42.339	49.437
6	1	3:06.542	34.322	1:04.554	1:27.666	13	1	<b>2:02.757</b>	31.087	<b>42.206</b>	49.464
7	1	2:47.153	46.163	57.511	1:03.479						

### 24 Antonio Citera (AUT) (Clio R.S. IV Cup)

Theoretische Bestzeit: 2:04.733

Lap	D	Time	S1	S2	S3	Lap	D	Time	S1	S2	S3
1	1	3:42.902	1:27.186	56.642	1:19.074	8	1	2:11.305	33.631	46.843	50.831
2	1	2:36.319	43.347	54.644	58.328	9	1	2:07.750	32.091	44.410	51.249
3	1	2:13.251	34.967	47.049	51.235	10	1	2:06.766	<b>31.732</b>	44.330	50.704
4	1	2:10.668	32.742	45.296	52.630	11	1	2:06.151	31.956	43.932	50.263
5	1	2:10.698	32.399	44.808	53.491	12	1	<b>2:05.331</b>	32.330	<b>42.759</b>	<b>50.242</b>
6	1	2:58.705	34.837	52.854	1:31.014	13	1	2:05.802	32.046	43.242	50.514
7	1	2:39.037	45.829	53.304	59.904						

### 29 Damian Litwinowicz (POL) (Clio R.S. IV Cup)

Theoretische Bestzeit: 2:04.200

Lap	D	Time	S1	S2	S3	Lap	D	Time	S1	S2	S3
1	1	3:28.799	1:11.695	1:00.939	1:16.165	8	1	2:08.653	32.019	45.356	51.278
2	1	2:43.109	43.793	57.651	1:01.665	9	1	<b>2:05.034</b>	31.353	43.319	50.362
3	1	2:11.461	33.215	46.838	51.408	10	1	2:07.112	32.105	44.850	<b>50.157</b>
4	1	2:25.480	32.295	45.011		11	1	2:07.108	32.803	43.881	50.424
5	1	2:51.155	1:17.661	<b>42.702</b>	50.792	12	1	2:06.317	31.579	44.359	50.379
6	1	2:16.986	<b>31.341</b>	43.287	1:02.358	13	1	2:05.710	31.664	43.556	50.490
7	1	2:36.496	46.941	50.925	58.630						

### 31 Karol Urbaniak (POL) (Clio R.S. IV Cup)

Theoretische Bestzeit: 2:01.917

Lap	D	Time	S1	S2	S3	Lap	D	Time	S1	S2	S3
1	1	3:23.734	1:05.010	1:03.122	1:15.602	8	1	2:03.716	31.739	42.924	<b>49.053</b>
2	1	2:46.740	44.481	58.540	1:03.719	9	1	2:02.736	31.411	42.128	49.197
3	1	2:04.735	31.582	42.595	50.558	10	1	2:02.561	31.103	42.030	49.428
4	1	2:03.200	31.267	42.132	49.801	11	1	<b>2:02.458</b>	31.199	<b>41.772</b>	49.487
5	1	2:09.580	31.430	45.596	52.554	12	1	2:02.524	<b>31.092</b>	41.998	49.434
6	1	3:07.920	34.654	1:05.873	1:27.393	13	1	2:03.087	31.363	41.946	49.778
7	1	2:47.242	46.558	57.551	1:03.133						

### 34 Adam Rzepecki (POL) (Clio R.S. IV Cup)

Theoretische Bestzeit: 2:03.253

Lap	D	Time	S1	S2	S3	Lap	D	Time	S1	S2	S3
1	1	3:25.760	1:07.580	1:02.422	1:15.758	8	1	2:06.097	31.967	43.398	50.732
2	1	2:45.214	44.155	57.859	1:03.200	9	1	2:04.578	32.227	42.653	49.698
3	1	2:06.632	31.886	43.797	50.949	10	1	2:04.698	31.629	42.834	50.235
4	1	2:05.565	31.701	43.389	50.475	11	1	2:04.256	32.097	42.610	<b>49.549</b>
5	1	2:08.468	<b>31.260</b>	44.188	53.020	12	1	<b>2:03.492</b>	31.302	<b>42.444</b>	49.746
6	1	3:06.524	34.126	1:04.506	1:27.892	13	1	2:04.920	32.502	42.844	49.574
7	1	2:46.297	46.133	57.002	1:03.162						

### 44 Lisa Christin Brunner (DEU) (Clio R.S. IV Cup)

Theoretische Bestzeit: 2:04.433

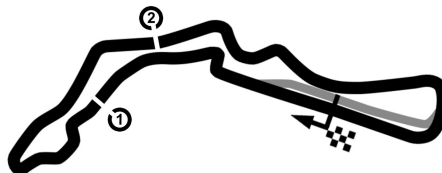
Lap	D	Time	S1	S2	S3	Lap	D	Time	S1	S2	S3
1	1	3:38.307	1:21.289	58.111	1:18.907	8	1	2:07.510	33.683	43.099	50.728
2	1	2:38.033	42.660	55.529	59.844	9	1	2:05.449	31.817	43.023	50.609
3	1	2:09.133	32.394	45.382	51.357	10	1	2:05.271	31.724	43.480	<b>50.067</b>
4	1	2:08.031	32.145	44.541	51.345	11	1	2:05.080	31.495	42.995	50.590
5	1	2:09.344	<b>31.487</b>	44.767	53.090	12	1	2:04.722	31.593	42.994	50.135
6	1	3:02.041	31.893	1:00.563	1:29.585	13	1	<b>2:04.568</b>	31.580	<b>42.879</b>	50.109
7	1	2:42.153	45.339	55.640	1:01.174						

# Czech Truck Prix 2018

Autodrom Most, length 4212 m

31.August - 02. September 2018

Renault Clio Cup Central Europe



**CLIO CUP**  
CENTRAL EUROPE

## Lap Analysis Race 1,

-Reg.No.: ZAO00218

### 46 Fabio Citignola (DEU) (Clio R.S. IV Cup)

Theoretische Bestzeit: 2:02.460

Lap	D	Time	S1	S2	S3	Lap	D	Time	S1	S2	S3
1	1	3:18.017	1:00.034	1:04.709	1:13.274	8	1	2:04.484	31.606	43.486	49.392
2	1	2:49.637	46.543	59.583	1:03.511	9	1	2:03.813	31.674	<b>42.013</b>	50.126
3	1	2:05.143	31.779	43.244	50.120	10	1	2:05.456	31.271	44.794	49.391
4	1	2:03.016	31.519	42.025	49.472	11	1	2:04.412	31.609	42.705	50.098
5	1	2:04.120	<b>31.057</b>	42.332	50.731	12	1	2:03.006	31.271	42.285	49.450
6	1	3:13.895	39.986	1:07.166	1:26.743	13	1	<b>2:02.955</b>	31.401	42.164	<b>49.390</b>
7	1	2:48.439	46.287	58.591	1:03.561						

### 48 Reto Wüst (CHE) (Clio R.S. IV Cup)

Theoretische Bestzeit: 2:03.891

Lap	D	Time	S1	S2	S3	Lap	D	Time	S1	S2	S3
1	1	3:33.574	1:17.540	59.244	1:16.790	8	1	2:07.080	33.218	43.256	50.606
2	1	2:40.270	43.184	56.835	1:00.251	9	1	2:05.130	31.719	43.420	49.991
3	1	2:10.907	33.145	46.634	51.128	10	1	2:05.529	32.258	43.498	49.773
4	1	2:07.488	32.309	44.458	50.721	11	1	2:04.814	31.346	43.351	50.117
5	1	2:09.469	31.428	45.820	52.221	12	1	<b>2:04.398</b>	31.832	<b>43.041</b>	<b>49.525</b>
6	1	3:02.054	31.549	1:01.333	1:29.172	13	1	2:04.917	<b>31.325</b>	43.447	50.145
7	1	2:43.172	45.842	55.735	1:01.595						

### 68 Michael Bleekemolen (NLD) (Clio R.S. IV Cup)

Theoretische Bestzeit: 2:04.580

Lap	D	Time	S1	S2	S3	Lap	D	Time	S1	S2	S3
1	1	3:41.654	1:25.328	57.193	1:19.133	8	1	2:09.961	33.588	45.012	51.361
2	1	2:36.268	42.570	55.310	58.388	9	1	2:05.871	32.060	43.548	50.263
3	1	2:11.292	34.235	45.404	51.653	10	1	2:06.907	32.860	43.833	50.214
4	1	2:11.104	33.439	44.677	52.988	11	1	2:06.108	32.606	43.570	<b>49.932</b>
5	1	2:09.681	32.262	44.260	53.159	12	1	<b>2:04.914</b>	<b>31.303</b>	<b>43.345</b>	50.266
6	1	2:59.967	33.713	55.281	1:30.973	13	1	2:05.658	31.537	43.374	50.747
7	1	2:40.260	45.340	54.488	1:00.432						

### 70 Sebastiaan Bleekemolen (NLD) (Clio R.S. IV Cup)

Theoretische Bestzeit: 2:04.147

Lap	D	Time	S1	S2	S3	Lap	D	Time	S1	S2	S3
1	1	3:17.462	59.457	1:04.884	1:13.121	8	1	2:07.511	32.145	43.737	51.629
2	1	2:49.664	46.532	59.592	1:03.540	9	1	2:06.307	32.548	43.057	50.702
3	1	2:06.456	31.982	43.465	51.009	10	1	2:04.683	<b>31.257</b>	<b>42.917</b>	50.509
4	1	<b>2:04.605</b>	31.575	43.057	<b>49.973</b>	11	1	2:05.672	31.837	43.832	50.003
5	1	2:08.265	32.063	43.075	53.127	12	1	2:05.148	31.276	43.353	50.519
6	1	3:08.740	35.696	1:05.858	1:27.186	13	1	2:05.677	31.681	43.814	50.182
7	1	2:47.686	46.271	58.237	1:03.178						

### 71 Richard Meixner (CZE) (Clio R.S. IV Cup)

Theoretische Bestzeit: 2:04.835

Lap	D	Time	S1	S2	S3	Lap	D	Time	S1	S2	S3
1	1	3:35.550	1:19.194	58.754	1:17.602	8	1	2:07.817	32.468	44.355	50.994
2	1	2:40.353	44.031	55.488	1:00.834	9	1	2:07.336	31.840	44.023	51.473
3	1	2:12.149	33.638	45.302	53.209	10	1	2:06.410	32.312	43.500	50.598
4	1	2:07.568	32.914	44.328	50.326	11	1	2:06.189	32.545	43.070	50.574
5	1	2:10.936	31.980	45.880	53.076	12	1	2:06.125	31.896	44.067	<b>50.162</b>
6	1	3:00.653	32.097	58.264	1:30.292	13	1	<b>2:04.883</b>	<b>31.793</b>	<b>42.880</b>	50.210
7	1	2:42.114	45.457	55.142	1:01.515						

### 87 Javin Lewis Seyhan (DEU) (Clio R.S. IV Cup)

Theoretische Bestzeit: 2:04.007

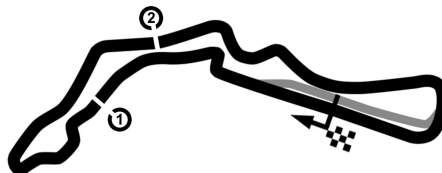
Lap	D	Time	S1	S2	S3	Lap	D	Time	S1	S2	S3
1	1	3:38.779	1:22.030	58.053	1:18.696	8	1	2:06.317	32.490	43.285	50.542
2	1	2:37.909	42.984	55.686	59.239	9	1	2:05.735	32.248	43.335	50.152
3	1	2:09.782	33.554	44.979	51.249	10	1	2:05.493	31.807	43.557	50.129
4	1	2:07.905	32.196	44.215	51.494	11	1	2:05.147	31.850	43.077	50.220
5	1	2:12.451	33.941	45.454	53.056	12	1	<b>2:04.007</b>	<b>31.526</b>	<b>42.583</b>	<b>49.898</b>
6	1	3:01.215	32.563	57.890	1:30.762	13	1	2:05.244	31.698	43.202	50.344
7	1	2:41.533	45.387	54.957	1:01.189						

# Czech Truck Prix 2018

Autodrom Most, length 4212 m

31.August - 02. September 2018

Renault Clio Cup Central Europe



**CLIO CUP**  
CENTRAL EUROPE

## Lap Analysis Race 1,

-Reg.No.: ZAO00218

### 88 Kevin Hilgenhövel (DEU) (Clio R.S. IV Cup)

Theoretische Bestzeit: 2:02.474

Lap	D	Time	S1	S2	S3	Lap	D	Time	S1	S2	S3
1	1	3:18.992	1:00.706	1:04.802	1:13.484	8	1	2:05.200	31.151	44.324	49.725
2	1	2:49.024	46.128	59.586	1:03.310	9	1	2:03.039	31.098	42.177	49.764
3	1	2:07.150	31.335	44.975	50.840	10	1	<b>2:02.474</b>	<b>31.090</b>	<b>41.910</b>	<b>49.474</b>
4	1	2:04.794	31.827	42.558	50.409	11	1	2:03.000	31.149	42.081	49.770
5	1	2:04.212	31.461	42.155	50.596	12	1	2:03.046	31.204	42.083	49.759
6	1	3:10.340	36.702	1:06.739	1:26.899	13	1	2:03.291	31.390	41.999	49.902
7	1	2:48.239	46.462	58.139	1:03.638						

### 92 Tamino Bergmeier (DEU) (Clio R.S. IV Cup)

Theoretische Bestzeit: 2:09.733

Lap	D	Time	S1	S2	S3	Lap	D	Time	S1	S2	S3
1	1	3:39.875	1:23.308	57.560	1:19.007	4	1	7:43.283	<b>32.613</b>	46.017	
2	1	2:37.300	42.661	56.023	58.616	5	1	4:24.509	2:32.407	45.648	
3	1	<b>2:10.789</b>	33.669	<b>45.195</b>	<b>51.925</b>						

### 96 Dillon Koster (NLD) (Clio R.S. IV Cup)

Theoretische Bestzeit: 2:05.273

Lap	D	Time	S1	S2	S3	Lap	D	Time	S1	S2	S3
1	1	3:42.333	1:26.306	56.741	1:19.286	8	1	2:10.748	33.206	45.877	51.665
2	1	2:36.426	43.201	54.628	58.597	9	1	2:08.181	32.491	44.447	51.243
3	1	2:12.431	34.243	45.430	52.758	10	1	2:06.952	31.865	44.237	50.850
4	1	2:10.058	33.199	44.721	52.138	11	1	2:05.773	32.016	43.702	<b>50.055</b>
5	1	2:12.231	31.998	45.205	55.028	12	1	2:05.676	<b>31.736</b>	43.604	50.336
6	1	2:58.477	34.599	52.581	1:31.297	13	1	<b>2:05.608</b>	31.737	<b>43.482</b>	50.389
7	1	2:39.178	45.821	53.309	1:00.048						

### 99 Bartłomiej Mirecki (POL) (Clio R.S. IV Cup)

Theoretische Bestzeit: 2:02.248

Lap	D	Time	S1	S2	S3	Lap	D	Time	S1	S2	S3
1	1	3:48.862	1:31.847	56.127	1:20.888	8	1	2:06.131	32.296	44.215	49.620
2	1	2:34.786	41.593	55.474	57.719	9	1	2:03.569	31.357	42.787	49.425
3	1	2:07.554	31.825	44.090	51.639	10	1	2:03.910	31.562	42.816	49.532
4	1	2:07.613	31.926	44.415	51.272	11	1	2:04.640	<b>31.039</b>	43.762	49.839
5	1	2:09.131	31.252	44.660	53.219	12	1	2:03.334	31.378	42.322	49.634
6	1	3:00.794	33.586	56.402	1:30.806	13	1	<b>2:02.385</b>	31.176	<b>42.172</b>	<b>49.037</b>
7	1	2:41.016	45.298	54.854	1:00.864						