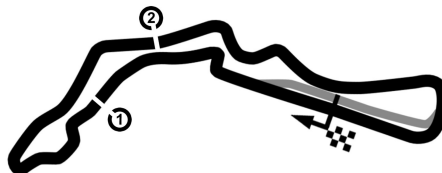


Czech Truck Prix 2018

Autodrom Most, length 4212 m

31.August - 02. September 2018

Renault Clio Cup Central Europe



CLIO CUP
CENTRAL EUROPE

Lap Analysis Free Practice 1,

-Reg.No.: ZAO00218

1 Tomas Pekar (CZE) (Clio R.S. IV Cup)

Theoretische Bestzeit:

Lap	D	Time	S1	S2	S3	Lap	D	Time	S1	S2	S3
1	1					6	1	1:53.867			
2	1	1:50.779				7	1	1:50.127			
3	1	1:50.349				8	1	1:51.644			
4	1	1:50.136				9	1	1:49.948			
5	1	1:50.181									

2 Tomasz Rzepecki (POL) (Clio R.S. IV Cup)

Theoretische Bestzeit: 1:51.121

Lap	D	Time	S1	S2	S3	Lap	D	Time	S1	S2	S3
1	1			1:00.929		9	1	1:51.534	29.068	38.228	44.238
2	1	4:09.647	2:28.945	48.368	52.334	10	1	1:51.233	28.891	38.094	44.248
3	1	1:57.960	29.535	43.083	45.342	11	1	1:51.617	29.125	38.082	44.410
4	1	2:36.257	29.362	39.409		12	1	1:51.865	29.198	38.143	44.524
5	1	5:54.335	4:29.373	39.475	45.487	13	1	1:51.452	29.017	38.145	44.290
6	1	1:53.015	29.714	38.764	44.537	14	1	1:51.839	29.284	38.101	44.454
7	1	1:51.753	29.103	38.190	44.460	15	1	2:55.288	36.395	50.929	
8	1	1:51.471	29.079	37.992	44.400						

5 Kevin Landwehr (DEU) (Clio R.S. IV Cup)

Theoretische Bestzeit: 1:50.621

Lap	D	Time	S1	S2	S3	Lap	D	Time	S1	S2	S3
1	1			1:04.616		8	1	1:50.833	28.972	38.012	43.849
2	1	2:23.734	58.403	40.328	45.003	9	1	1:50.879	28.843	38.064	43.972
3	1	1:57.334	31.089	41.278	44.967	10	1	1:50.789	28.822	38.021	43.946
4	1	2:31.236	29.230	38.976		11	1	1:51.008	29.024	38.066	43.918
5	1	6:10.652	4:47.790	38.668	44.194	12	1	1:51.073	28.904	37.950	44.219
6	1	1:51.832	28.984	38.653	44.195	13	1	2:09.865	31.845	39.010	
7	1	1:53.083	28.921	39.761	44.401						

7 Tomasz Magdziarz (POL) (Clio R.S. IV Cup)

Theoretische Bestzeit: 1:51.059

Lap	D	Time	S1	S2	S3	Lap	D	Time	S1	S2	S3
1	1					9	1	1:51.979	29.246	38.489	44.244
2	1	4:27.606	36.996	1:02.500		10	1	1:51.476	29.233	38.234	44.009
3	1	2:28.423	59.450	42.162	46.811	11	1	1:52.005	29.109	38.441	44.455
4	1	2:00.233	31.230	43.097	45.906	12	1	1:51.669	29.235	38.263	44.171
5	1	2:44.337	29.309	43.692		13	1	1:52.189	29.878	38.093	44.218
6	1	5:39.345	4:14.634	40.125	44.586	14	1	1:51.595	29.384	37.941	44.270
7	1	1:52.841	29.334	38.734	44.773	15	1	2:46.944	36.673	52.847	
8	1	2:16.325	29.688	59.857	46.780						

8 René Kircher (DEU) (Clio R.S. IV Cup)

Theoretische Bestzeit: 1:50.848

Lap	D	Time	S1	S2	S3	Lap	D	Time	S1	S2	S3
1	1			1:00.625		8	1	1:51.728	29.096	38.167	44.465
2	1	4:20.584	2:46.821	46.262	47.501	9	1	1:55.401	32.679	38.491	44.231
3	1	1:53.364	29.927	38.554	44.883	10	1	1:51.055	29.135	37.835	44.085
4	1	2:13.105	29.072	41.429		11	1	1:51.183	29.201	37.951	44.031
5	1	6:55.802	5:31.772	39.610	44.420	12	1	1:51.075	28.982	37.946	44.147
6	1	1:53.282	29.435	39.051	44.796	13	1	1:51.403	29.223	38.131	44.049
7	1	1:52.064	29.383	38.517	44.164	14	1	2:07.053	29.378	37.875	

9 Andreas Stucki (CHE) (Clio R.S. IV Cup)

Theoretische Bestzeit: 1:50.351

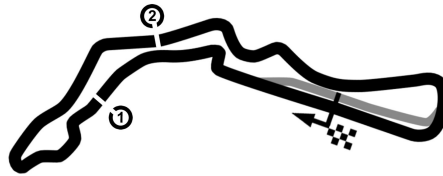
Lap	D	Time	S1	S2	S3	Lap	D	Time	S1	S2	S3
1	1			58.979		9	1	1:50.765	28.916	37.627	44.222
2	1	4:24.570	2:49.617	47.331	47.622	10	1	1:52.067	28.770	38.590	44.707
3	1	1:53.147	29.514	38.950	44.683	11	1	2:05.885	34.055	45.360	46.470
4	1	1:55.077	29.201	38.520	47.356	12	1	1:50.654	28.969	37.731	43.954
5	1	3:22.690	52.966	1:03.486		13	1	1:50.547	28.782	37.675	44.090
6	1	4:06.290	2:38.407	39.874	48.009	14	1	1:50.708	28.877	37.796	44.035
7	1	1:51.360	29.112	38.221	44.027	15	1	2:23.453	37.069	43.352	
8	1	1:57.581	29.058	40.953	47.570						

Czech Truck Prix 2018

Autodrom Most, length 4212 m

31. August - 02. September 2018

Renault Clio Cup Central Europe



CLIO CUP
CENTRAL EUROPE

Lap Analysis Free Practice 1,

-Reg.No.: ZAO00218

13 René Martinek (AUT) (Clio R.S. IV Cup)

Theoretische Bestzeit:

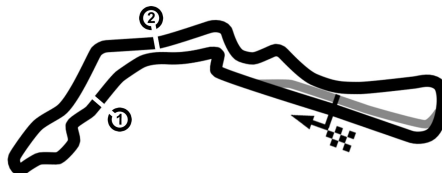
Lap	D	Time	S1	S2	S3	Lap	D	Time	S1	S2	S3
1	1										

Czech Truck Prix 2018

Autodrom Most, length 4212 m

31.August - 02. September 2018

Renault Clio Cup Central Europe



CLIO CUP
CENTRAL EUROPE

Lap Analysis Free Practice 1,

-Reg.No.: ZAO00218

16 Lucas Groeneveld (NLD) (Clio R.S. IV Cup)

Theoretische Bestzeit:

Lap	D	Time	S1	S2	S3	Lap	D	Time	S1	S2	S3
1	1										

17 Albert Legutko (POL) (Clio R.S. IV Cup)

Theoretische Bestzeit: 1:50.120

Lap	D	Time	S1	S2	S3	Lap	D	Time	S1	S2	S3
1	1			57.308		8	1	2:01.088	29.070	37.937	
2	1	3:56.506	2:25.648	43.843	47.015	9	1	4:05.253	2:34.345	43.698	47.210
3	1	3:17.558	29.485	2:00.984	47.089	10	1	1:50.790	29.088	37.923	43.779
4	1	3:25.715	49.650	1:02.585		11	1	1:50.371	28.932	37.794	43.645
5	1	4:09.231	2:43.297	40.287	45.647	12	1	1:52.386	28.868	37.816	45.702
6	1	1:51.420	28.945	38.871	43.604	13	1	2:53.212	39.643	52.700	
7	1	1:51.095	28.722	38.680	43.693						

20 Pawel Wymyk (POL) (Clio R.S. IV Cup)

Theoretische Bestzeit: 1:51.581

Lap	D	Time	S1	S2	S3	Lap	D	Time	S1	S2	S3
1	1			58.488		8	1	1:53.568	30.029	39.076	44.463
2	1	3:53.321	2:25.991	40.899	46.431	9	1	1:52.230	29.681	38.293	44.256
3	1	1:54.597	30.514	39.360	44.723	10	1	1:51.581	29.291	38.153	44.137
4	1	2:24.301	31.260	39.365		11	1	1:53.251	30.694	38.293	44.264
5	1	7:24.854	6:00.137	40.142	44.575	12	1	1:52.878	29.659	38.453	44.766
6	1	1:52.610	29.564	38.635	44.411	13	1	2:13.138	29.905	39.142	
7	1	1:52.739	30.109	38.335	44.295						

21 Szymon Ladniak (POL) (Clio R.S. IV Cup)

Theoretische Bestzeit: 1:50.723

Lap	D	Time	S1	S2	S3	Lap	D	Time	S1	S2	S3
1	1			59.033		8	1	1:51.879	29.184	38.014	44.681
2	1	3:51.635	2:27.871	38.960	44.804	9	1	1:51.787	29.056	37.901	44.830
3	1	1:53.886	29.446	40.197	44.243	10	1	1:50.871	29.104	37.825	43.942
4	1	2:08.550	29.306	38.552		11	1	1:51.960	29.184	38.452	44.324
5	1	9:37.436	8:12.843	40.490	44.103	12	1	1:51.809	29.358	38.178	44.273
6	1	1:50.885	29.157	37.854	43.874	13	1	2:35.052	31.073	45.356	
7	1	1:50.949	29.024	37.858	44.067						

22 Jakub Dwernicki (POL) (Clio R.S. IV Cup)

Theoretische Bestzeit: 1:52.630

Lap	D	Time	S1	S2	S3	Lap	D	Time	S1	S2	S3
1	1					9	1	1:52.658	29.508	38.569	44.581
2	1	4:30.228	40.558	58.846		10	1	1:55.371	29.829	39.590	45.952
3	1	2:24.273	57.566	40.917	45.790	11	1	1:53.769	29.838	39.138	44.793
4	1	1:58.472	30.136	43.170	45.166	12	1	1:53.097	29.480	38.792	44.825
5	1	2:49.089	29.820	42.573		13	1	1:53.962	29.907	39.240	44.815
6	1	5:31.494	4:06.590	39.878	45.026	14	1	1:53.292	29.840	38.579	44.873
7	1	1:54.202	29.821	39.051	45.330	15	1	2:48.676	36.915	52.895	
8	1	2:05.831	30.189	50.479	45.163						

23 Sandro Soubek (AUT) (Clio R.S. IV Cup)

Theoretische Bestzeit: 1:50.054

Lap	D	Time	S1	S2	S3	Lap	D	Time	S1	S2	S3
1	1			56.274		9	1	1:55.708	29.151	38.067	48.490
2	1	4:16.758	2:46.249	44.044	46.465	10	1	1:56.034	28.992	42.848	44.194
3	1	1:53.265	29.436	38.512	45.317	11	1	1:50.185	28.992	37.583	43.610
4	1	1:57.563	29.056	38.004	50.503	12	1	1:52.494	28.920	37.731	45.843
5	1	3:23.252	52.287	1:02.919		13	1	1:50.418	29.116	37.641	43.661
6	1	4:59.467	3:27.851	44.135	47.481	14	1	1:50.617	28.861	37.911	43.845
7	1	1:51.589	29.347	38.007	44.235	15	1	2:32.355	39.269	50.959	
8	1	1:50.692	29.090	37.856	43.746						

24 Antonio Citera (AUT) (Clio R.S. IV Cup)

Theoretische Bestzeit: 1:52.339

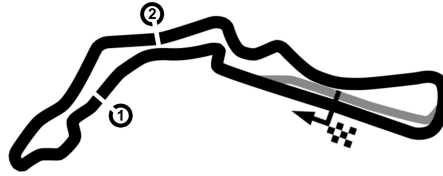
Lap	D	Time	S1	S2	S3	Lap	D	Time	S1	S2	S3
1	1					8	1	1:54.375	29.581	40.175	44.619
2	1	4:19.933	49.449	1:02.212		9	1	1:52.969	29.339	38.891	44.739
3	1	2:33.421	1:03.450	41.998	47.973	10	1	2:06.583	29.371	39.259	
4	1	1:58.677	30.152	43.319	45.206	11	1	3:20.043	1:55.209	39.108	45.726

Czech Truck Prix 2018

Autodrom Most, length 4212 m

31.August - 02. September 2018

Renault Clio Cup Central Europe



CLIO CUP
CENTRAL EUROPE

Lap Analysis Free Practice 1,

-Reg.No.: ZAO00218

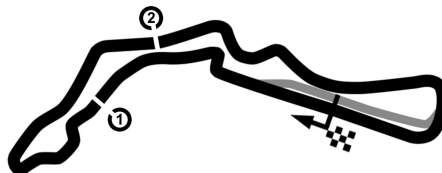
Lap	D	Time	S1	S2	S3	Lap	D	Time	S1	S2	S3
5	1	2:41.894	29.839	50.815		12	1	1:53.132	30.109	38.581	44.442
6	1	5:54.010	4:27.890	40.703	45.417	13	1	1:57.336	34.118	38.799	44.419
7	1	1:54.789	29.905	39.581	45.303	14	1	2:48.328	35.766	51.363	

Czech Truck Prix 2018

Autodrom Most, length 4212 m

31.August - 02. September 2018

Renault Clio Cup Central Europe



CLIO CUP
CENTRAL EUROPE

Lap Analysis Free Practice 1,

-Reg.No.: ZAO00218

29 Damian Litwinowicz (POL) (Clio R.S. IV Cup)

Theoretische Bestzeit: 1:51.011

Lap	D	Time	S1	S2	S3	Lap	D	Time	S1	S2	S3
1	1					9	1	1:51.560	29.199	38.067	44.294
2	1	4:29.271	39.480	1:02.660		10	1	1:51.701	29.150	38.176	44.375
3	1	2:20.649	55.435	40.038	45.176	11	1	1:55.488	32.191	38.797	44.500
4	1	1:56.947	29.690	42.112	45.145	12	1	1:52.084	29.165	38.422	44.497
5	1	2:36.089	29.411	38.718		13	1	1:51.386	29.134	38.120	44.132
6	1	6:11.619	4:37.742	40.008	53.869	14	1	1:51.371	29.361	37.745	44.265
7	1	1:52.758	29.367	38.875	44.516	15	1	2:50.450	38.949	52.256	
8	1	1:52.411	29.147	38.482	44.782						

31 Karol Urbaniak (POL) (Clio R.S. IV Cup)

Theoretische Bestzeit: 1:49.691

Lap	D	Time	S1	S2	S3	Lap	D	Time	S1	S2	S3
1	1			1:00.091		7	1	1:51.410	29.813	37.897	43.700
2	1	3:54.041	2:29.611	39.548	44.882	8	1	1:50.229	28.877	37.633	43.719
3	1	1:51.660	29.100	38.289	44.271	9	1	1:54.043	28.757	37.517	47.769
4	1	2:03.820	28.962	38.272		10	1	1:49.755	28.534	37.457	43.764
5	1	7:53.540	6:30.327	38.740	44.473	11	1	1:50.567	28.775	37.768	44.024
6	1	1:50.896	28.940	37.895	44.061	12	1	2:07.504	28.676	40.344	

34 Adam Rzepecki (POL) (Clio R.S. IV Cup)

Theoretische Bestzeit: 1:50.895

Lap	D	Time	S1	S2	S3	Lap	D	Time	S1	S2	S3
1	1					9	1	1:51.735	29.225	38.469	44.041
2	1	5:05.708	3:37.990	43.028	44.690	10	1	1:51.222	29.055	38.020	44.147
3	1	1:52.294	29.511	38.248	44.535	11	1	1:51.101	29.055	37.949	44.097
4	1	1:57.761	29.164	38.384	50.213	12	1	1:51.308	29.186	38.029	44.093
5	1	3:20.106	51.710	1:03.710		13	1	1:51.362	29.037	37.959	44.366
6	1	4:03.087	2:38.883	39.037	45.167	14	1	1:51.435	29.354	37.817	44.264
7	1	1:51.467	29.074	38.039	44.354	15	1	2:24.615	33.935	45.670	
8	1	1:54.814	29.396	41.143	44.275						

44 Lisa Christin Brunner (DEU) (Clio R.S. IV Cup)

Theoretische Bestzeit: 1:51.980

Lap	D	Time	S1	S2	S3	Lap	D	Time	S1	S2	S3
1	1			1:04.198		7	1	1:52.959	29.686	38.787	44.486
2	1	2:22.664	57.852	39.861	44.951	8	1	1:52.355	29.628	38.326	44.401
3	1	1:54.921	29.975	40.216	44.730	9	1	1:52.127	29.459	38.248	44.420
4	1	6:49.602	29.457	5:03.377		10	1	1:52.213	29.595	38.343	44.275
5	1	8:53.320	7:27.451	39.777	46.092	11	1	2:18.365	30.607	44.832	
6	1	1:54.443	29.766	39.845	44.832						

46 Fabio Citignola (DEU) (Clio R.S. IV Cup)

Theoretische Bestzeit: 1:50.705

Lap	D	Time	S1	S2	S3	Lap	D	Time	S1	S2	S3
1	1			53.083		9	1	1:50.853	29.017	37.956	43.880
2	1	4:15.865	2:47.943	42.220	45.702	10	1	1:53.813	29.581	38.776	45.456
3	1	1:53.538	29.377	38.374	45.787	11	1	1:52.746	30.619	38.028	44.099
4	1	1:52.072	29.190	38.309	44.573	12	1	1:52.611	29.062	37.862	45.687
5	1	3:26.630	50.481	1:01.611		13	1	1:51.759	29.026	37.989	44.744
6	1	4:12.752	2:49.512	38.553	44.687	14	1	1:51.016	29.074	37.808	44.134
7	1	1:51.504	29.347	38.232	43.925	15	1	2:19.670	29.053	43.857	
8	1	1:54.565	29.064	39.839	45.662						

48 Reto Wüst (CHE) (Clio R.S. IV Cup)

Theoretische Bestzeit: 1:50.909

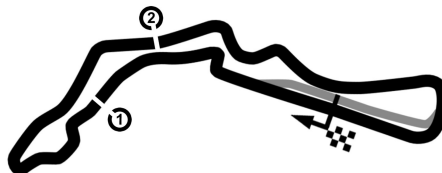
Lap	D	Time	S1	S2	S3	Lap	D	Time	S1	S2	S3
1	1			47.441	48.114	8	1	1:51.414	28.902	38.402	44.110
2	1	1:58.810	30.386	43.248	45.176	9	1	1:51.248	29.019	38.161	44.068
3	1	2:35.290	29.623	39.790		10	1	1:51.253	29.004	38.089	44.160
4	1	5:56.933	4:32.205	40.026	44.702	11	1	1:51.035	28.752	38.123	44.160
5	1	1:52.340	29.184	38.599	44.557	12	1	1:51.292	28.891	38.290	44.111
6	1	1:54.006	29.838	39.884	44.284	13	1	1:52.758	29.186	38.243	45.329
7	1	1:51.853	29.188	38.544	44.121	14	1	2:50.351	31.354	49.977	

Czech Truck Prix 2018

Autodrom Most, length 4212 m

31.August - 02. September 2018

Renault Clio Cup Central Europe



CLIO CUP
CENTRAL EUROPE

Lap Analysis Free Practice 1,

-Reg.No.: ZAO00218

68 Michael Bleekemolen (NLD) (Clio R.S. IV Cup)

Theoretische Bestzeit: 1:51.029

Lap	D	Time	S1	S2	S3	Lap	D	Time	S1	S2	S3
1	1					8	1	1:51.996	29.417	38.293	44.286
2	1	4:28.186	38.893	1:00.560		9	1	1:59.109	29.071	40.294	49.744
3	1	3:21.371	1:57.029	39.127	45.215	10	1	1:51.997	29.319	38.270	44.408
4	1	1:53.411	29.200	39.589	44.622	11	1	1:51.180	29.222	37.922	44.036
5	1	3:29.935	38.253	1:05.915		12	1	1:51.535	29.181	38.115	44.239
6	1	5:28.988	4:02.252	41.355	45.381	13	1	2:19.312	29.235	46.339	
7	1	1:52.618	29.637	38.411	44.570						

70 Sebastiaan Bleekemolen (NLD) (Clio R.S. IV Cup)

Theoretische Bestzeit: 1:50.136

Lap	D	Time	S1	S2	S3	Lap	D	Time	S1	S2	S3
1	1			58.817		8	1	1:50.616	28.948	37.854	43.814
2	1	4:59.637	3:34.454	39.558	45.625	9	1	1:50.720	28.868	37.919	43.933
3	1	1:53.667	30.143	38.876	44.648	10	1	1:50.586	28.859	37.782	43.945
4	1	3:32.622	43.885	1:09.128		11	1	1:51.000	28.907	37.953	44.140
5	1	4:08.511	2:43.071	39.018	46.422	12	1	1:50.376	28.781	37.682	43.913
6	1	1:51.798	29.234	38.223	44.341	13	1	1:50.212	28.761	37.561	43.890
7	1	1:58.764	28.866	45.862	44.036	14	1	2:14.283	32.307	41.212	

71 Richard Meixner (CZE) (Clio R.S. IV Cup)

Theoretische Bestzeit: 1:51.932

Lap	D	Time	S1	S2	S3	Lap	D	Time	S1	S2	S3
1	1			41.209	48.193	7	1	1:53.145	29.277	38.675	45.193
2	1	1:57.776	31.681	39.152	46.943	8	1	1:52.353	29.015	38.492	44.846
3	1	9:44.816	8:18.890	40.060	45.866	9	1	1:52.673	29.288	38.630	44.755
4	1	1:53.704	29.354	39.663	44.687	10	1	1:52.162	29.055	38.682	44.425
5	1	1:52.762	29.553	38.752	44.457	11	1	1:58.929	29.332	38.879	50.718
6	1	1:54.437	29.536	40.135	44.766						

87 Javin Lewis Seyhan (DEU) (Clio R.S. IV Cup)

Theoretische Bestzeit: 1:53.484

Lap	D	Time	S1	S2	S3	Lap	D	Time	S1	S2	S3
1	1				52.420	8	1	1:54.802	29.905	39.408	45.489
2	1	4:08.804	39.164	1:00.442		9	1	1:54.380	29.669	39.366	45.345
3	1	2:25.836	57.320	41.192	47.324	10	1	1:54.871	29.942	39.529	45.400
4	1	2:00.507	31.011	42.889	46.607	11	1	1:54.400	30.184	38.952	45.264
5	1	2:42.708	30.896	42.337		12	1	1:54.086	30.007	38.697	45.382
6	1	5:53.778	4:27.323	40.387	46.068	13	1	1:55.495	31.640	38.737	45.118
7	1	2:00.209	34.028	40.446	45.735	14	1	2:13.361	30.061	39.619	

88 Kevin Hilgenhövel (DEU) (Clio R.S. IV Cup)

Theoretische Bestzeit: 1:49.768

Lap	D	Time	S1	S2	S3	Lap	D	Time	S1	S2	S3
1	1					9	1	1:50.183	28.799	37.575	43.809
2	1	4:36.220	29.538	1:03.401		10	1	1:52.558	28.717	39.297	44.544
3	1	2:20.090	56.263	38.962	44.865	11	1	1:50.182	28.889	37.502	43.791
4	1	1:52.903	29.272	39.642	43.989	12	1	1:50.231	28.631	37.546	44.054
5	1	2:22.033	29.059	40.194		13	1	1:50.553	29.054	37.574	43.925
6	1	6:16.166	4:49.507	40.974	45.685	14	1	1:50.319	28.885	37.346	44.088
7	1	1:51.764	29.072	38.574	44.118	15	1	2:13.250	29.154	37.515	
8	1	1:50.392	28.970	37.526	43.896						

92 Tamino Bergmeier (DEU) (Clio R.S. IV Cup)

Theoretische Bestzeit: 1:52.291

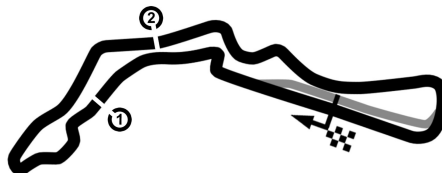
Lap	D	Time	S1	S2	S3	Lap	D	Time	S1	S2	S3
1	1					8	1	1:52.957	29.396	38.706	44.855
2	1	6:02.595	4:34.334	41.399	46.862	9	1	1:52.931	29.598	38.597	44.736
3	1	1:57.411	30.682	41.443	45.286	10	1	2:07.750	29.707	38.835	
4	1	2:38.691	30.103	46.738		11	1	2:59.865	1:35.609	38.823	45.433
5	1	6:18.141	4:51.079	41.880	45.182	12	1	1:52.492	29.597	38.590	44.305
6	1	1:53.142	29.674	38.736	44.732	13	1	2:48.004	35.805	52.167	
7	1	1:52.791	29.536	38.678	44.577						

Czech Truck Prix 2018

Autodrom Most, length 4212 m

31.August - 02. September 2018

Renault Clio Cup Central Europe



CLIO CUP
CENTRAL EUROPE

Lap Analysis Free Practice 1,

-Reg.No.: ZAO00218

96 Dillon Koster (NLD) (Clio R.S. IV Cup)

Theoretische Bestzeit: 1:52.209

Lap	D	Time	S1	S2	S3	Lap	D	Time	S1	S2	S3
1	1					9	1	1:52.924	29.489	38.809	44.626
2	1	4:28.944	38.526	1:00.512		10	1	1:52.861	29.614	38.521	44.726
3	1	2:25.565	58.761	40.737	46.067	11	1	1:52.978	29.377	38.650	44.951
4	1	2:00.421	30.374	44.795	45.252	12	1	1:52.630	29.584	38.591	44.455
5	1	2:49.596	29.839	42.158		13	1	1:52.786	29.415	38.571	44.800
6	1	6:28.334	5:01.707	41.394	45.233	14	1	1:52.422	29.499	38.377	44.546
7	1	1:53.729	29.685	39.007	45.037	15	1	3:26.842	43.750	1:05.195	
8	1	1:53.469	29.663	38.821	44.985						

99 Bartlomiej Mirecki (POL) (Clio R.S. IV Cup)

Theoretische Bestzeit:

Lap	D	Time	S1	S2	S3	Lap	D	Time	S1	S2	S3
1	1			59.628		4	1	1:50.762			
2	1	15:41.192				5	1	1:50.691			
3	1	5:34.735				6	1	4:06.319			