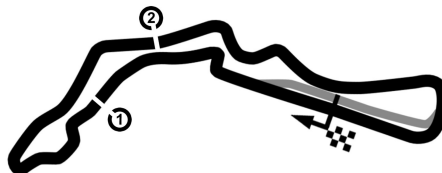


Czech Truck Prix 2018

Autodrom Most, length 4212 m

31. August - 02. September 2018

Octavia Cup 2018



Lap Analysis Free Practice 2,

-Reg.No.: ZAO00218

3 Wolfgang KRIEGL (AUT) (Skoda Octavia RS III Cup) Theoretische Bestzeit: 1:49.415

Lap	D	Time	S1	S2	S3	Lap	D	Time	S1	S2	S3
1	1	2:44.051		51.027	54.013	9	1	1:49.710	28.588	37.384	43.738
2	1	1:51.807	29.045	38.596	44.166	10	1	1:50.030	28.575	37.577	43.878
3	1	1:50.446	28.617	37.770	44.059	11	1	1:51.192	28.493	38.332	44.367
4	1	1:50.249	28.660	37.768	43.821	12	1	1:52.213	29.108	38.187	44.918
5	1	1:50.931	28.552	38.379	44.000	13	1	1:53.981	31.249	38.486	44.246
6	1	1:50.138	28.748	37.680	43.710	14	1	1:49.939	28.690	37.538	43.711
7	1	2:06.502	28.736	37.582		15	1	1:49.864	28.756	37.570	43.538
8	1	4:11.603	2:48.961	38.613	44.029						

4 Radek BARES (CZE) (Skoda Octavia RS III Cup) Theoretische Bestzeit: 1:48.326

Lap	D	Time	S1	S2	S3	Lap	D	Time	S1	S2	S3
1	1	2:12.244		43.031	46.125	8	1	1:50.236	28.990	37.765	43.481
2	1	1:51.431	28.926	37.993	44.512	9	1	1:49.931	28.392	37.647	43.892
3	1	1:51.356	29.725	37.779	43.852	10	1	7:06.521	5:36.538	43.674	46.309
4	1	1:49.403	28.457	37.266	43.680	11	1	1:50.187	29.051	37.853	43.283
5	1	1:49.820	28.555	37.582	43.683	12	1	1:48.540	28.312	36.929	43.299
6	1	1:49.863	28.453	37.739	43.671	13	1	1:53.539	28.114	38.603	46.822
7	1	1:49.438	28.382	37.352	43.704						

11 Tomas PEKAR (CZE) (Skoda Octavia RS III Cup) Theoretische Bestzeit: 1:47.161

Lap	D	Time	S1	S2	S3	Lap	D	Time	S1	S2	S3
1	1	8:33.441		49.941	44.585	4	1	1:47.161	27.790	36.624	42.747
2	1	1:49.279	28.341	37.524	43.414	5	1	1:47.302	27.893	36.639	42.770
3	1	1:47.687	28.011	36.870	42.806	6	1	2:07.153	30.172	38.359	

17 Maciej LASZKIEWICZ (POL) (Skoda Octavia RS III Cup) Theoretische Bestzeit: 1:50.824

Lap	D	Time	S1	S2	S3	Lap	D	Time	S1	S2	S3
1	1	3:09.213		53.220	1:07.846	8	1	1:52.177	29.040	38.106	45.031
2	1	2:00.067	35.124	39.613	45.330	9	1	1:51.971	28.821	38.778	44.372
3	1	1:51.684	29.041	38.210	44.433	10	1	1:52.270	29.221	38.205	44.844
4	1	1:52.095	29.015	38.427	44.653	11	1	1:51.137	28.651	38.419	44.067
5	1	2:16.592	29.420	43.341		12	1	1:54.667	32.099	38.299	44.269
6	1	6:59.631	5:31.738	42.887	45.006	13	1	1:59.206	35.243	38.592	45.371
7	1	1:52.745	28.976	38.718	45.051						

20 Michal MATEJOVSKY (CZE) (Skoda Octavia RS III Cup) Theoretische Bestzeit: 1:48.138

Lap	D	Time	S1	S2	S3	Lap	D	Time	S1	S2	S3
1	1	2:55.373		49.814	55.618	6	1	2:05.033	28.074	38.125	
2	1	1:50.576	29.279	37.727	43.570	7	1	8:34.565	7:01.037	47.015	46.513
3	1	1:48.834	28.256	37.403	43.175	8	1	1:48.721	28.409	37.042	43.270
4	1	1:48.719	28.344	37.259	43.116	9	1	2:03.501	28.080	38.338	
5	1	1:48.220	28.143	37.055	43.022						

21 Jakub REJLEK (LIT) (Skoda Octavia RS III Cup) Theoretische Bestzeit: 1:50.036

Lap	D	Time	S1	S2	S3	Lap	D	Time	S1	S2	S3
1	1	3:23.864		50.109	53.302	8	1	1:51.458	28.858	38.070	44.530
2	1	2:15.088	30.883	41.443		9	1	2:10.044	28.596	38.090	
3	1	4:06.822	2:41.186	40.222	45.414	10	1	3:09.624	1:46.632	38.394	44.598
4	1	1:51.386	28.854	38.335	44.197	11	1	1:51.284	28.567	38.420	44.297
5	1	1:50.316	28.469	37.699	44.148	12	1	1:51.065	29.205	37.674	44.186
6	1	2:09.141	28.417	38.357		13	1	1:50.670	28.214	38.038	44.418
7	1	3:15.702	1:52.067	39.290	44.345						

22 Jonas KARKLYS () (Skoda Octavia RS III Cup) Theoretische Bestzeit: 1:48.571

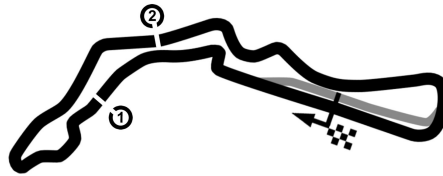
Lap	D	Time	S1	S2	S3	Lap	D	Time	S1	S2	S3
1	1	2:15.126		41.474	46.252	9	1	1:49.577	28.457	37.602	43.518
2	1	1:52.757	28.927	38.149	45.681	10	1	1:49.408	28.361	37.312	43.735
3	1	1:50.725	28.915	37.989	43.821	11	1	1:49.412	28.355	37.664	43.393
4	1	1:50.171	28.410	38.595	43.166	12	1	1:48.993	28.267	37.311	43.415
5	1	1:49.512	28.537	37.745	43.230	13	1	2:04.103	28.540	37.471	

Czech Truck Prix 2018

Autodrom Most, length 4212 m

31. August - 02. September 2018

Octavia Cup 2018



Lap Analysis Free Practice 2,

-Reg.No.: ZAO00218

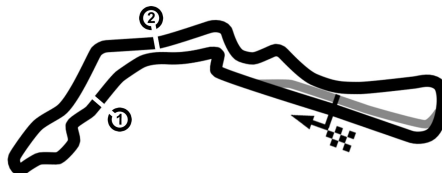
Lap	D	Time	S1	S2	S3	Lap	D	Time	S1	S2	S3
6	1	1:49.094	28.214	37.538	43.342	14	1	3:25.388	2:03.893	38.150	43.345
7	1	1:50.732	28.235	39.404	43.093	15	1	1:49.355	28.280	37.519	43.556
8	1	1:50.086	29.130	37.264	43.692	16	1	1:48.980	28.445	37.364	43.171

Czech Truck Prix 2018

Autodrom Most, length 4212 m

31.August - 02. September 2018

Octavia Cup 2018



Lap Analysis Free Practice 2,

-Reg.No.: ZAO00218

28 Daniel SKALICKY (CZE) (Skoda Octavia RS III Cup)

Theoretische Bestzeit: 1:49.369

Lap	D	Time	S1	S2	S3	Lap	D	Time	S1	S2	S3
1	1	3:04.108		52.444	54.933	9	1	1:50.080	28.603	38.036	43.441
2	1	1:50.763	29.034	37.919	43.810	10	1	1:49.953	28.364	37.864	43.725
3	1	1:49.867	28.583	37.715	43.569	11	1	1:49.638	28.337	37.638	43.663
4	1	1:49.772	28.685	37.591	43.496	12	1	1:51.389	28.427	37.669	45.293
5	1	1:49.637	28.525	37.593	43.519	13	1	1:49.853	28.448	37.626	43.779
6	1	2:03.512	28.401	39.920		14	1	1:50.040	28.448	37.815	43.777
7	1	3:11.217	1:49.096	38.180	43.941	15	1	1:50.089	28.431	37.829	43.829
8	1	1:59.460	29.611	44.847	45.002						

33 Matous KUBU (CZE) (Skoda Octavia RS III Cup)

Theoretische Bestzeit: 1:49.069

Lap	D	Time	S1	S2	S3	Lap	D	Time	S1	S2	S3
1	1	2:37.345		43.217	49.108	8	1	1:49.326	28.265	37.527	43.534
2	1	1:52.733	30.182	38.467	44.084	9	1	1:49.200	28.396	37.432	43.372
3	1	1:50.133	28.506	37.792	43.835	10	1	2:08.070	28.457	38.227	
4	1	2:09.369	30.092	38.269		11	1	3:10.100	1:47.985	38.335	43.780
5	1	3:30.367	2:07.671	38.486	44.210	12	1	1:50.098	28.640	37.671	43.787
6	1	1:53.797	31.188	38.858	43.751	13	1	2:08.369	28.699	37.689	
7	1	1:49.608	28.718	37.479	43.411						

52 Tomas KORENY (CZE) (Skoda Octavia RS III Cup)

Theoretische Bestzeit: 1:48.394

Lap	D	Time	S1	S2	S3	Lap	D	Time	S1	S2	S3
1	1	2:13.473		42.688	46.255	8	1	2:03.449	28.434	37.161	
2	1	1:50.409	28.908	37.758	43.743	9	1	3:59.043	2:37.604	37.720	43.719
3	1	1:53.187	30.788	37.637	44.762	10	1	1:56.437	29.566	37.905	48.966
4	1	1:54.037	29.051	39.967	45.019	11	1	1:49.280	28.420	37.286	43.574
5	1	1:48.985	28.216	37.223	43.546	12	1	1:49.020	28.186	37.215	43.619
6	1	1:48.449	28.150	36.958	43.341	13	1	1:49.391	28.445	37.312	43.634
7	1	1:49.110	28.095	37.588	43.427	14	1	1:51.602	30.212	37.557	43.833

69 Tereza ZAJICKOVA (CZE) (Skoda Octavia RS III Cup)

Theoretische Bestzeit: 1:56.082

Lap	D	Time	S1	S2	S3	Lap	D	Time	S1	S2	S3
1	1	3:08.529		51.357	56.675	7	1	2:15.904	29.598	40.367	
2	1	2:08.833	34.118	45.655	49.060	8	1	3:18.666	1:47.286	43.751	47.629
3	1	1:58.816	30.565	40.651	47.600	9	1	1:58.653	29.890	40.744	48.019
4	1	2:15.785	29.727	41.172		10	1	1:56.208	29.724	39.755	46.729
5	1	3:31.456	1:50.868	46.714	53.874	11	1	2:11.995	29.677	40.251	
6	1	2:00.183	32.428	40.889	46.866						

76 Petr CIZEK (CZE) (Skoda Octavia RS III Cup)

Theoretische Bestzeit: 1:49.334

Lap	D	Time	S1	S2	S3	Lap	D	Time	S1	S2	S3
1	1	3:16.461		50.608	51.156	9	1	1:49.834	28.517	37.596	43.721
2	1	1:53.330	29.327	39.239	44.764	10	1	1:56.429	28.345	41.159	46.925
3	1	1:51.567	29.055	38.235	44.277	11	1	1:50.418	28.606	37.613	44.199
4	1	1:59.643	30.735	44.308	44.600	12	1	1:49.734	28.421	37.426	43.887
5	1	1:51.061	28.947	38.034	44.080	13	1	1:50.776	28.485	37.620	44.671
6	1	1:49.981	28.540	37.850	43.591	14	1	1:50.190	28.466	37.780	43.944
7	1	2:07.655	28.317	37.924		15	1	1:50.129	28.771	37.674	43.684
8	1	3:24.999	1:58.150	39.191	47.658						

96 Petr FULIN jun. (CZE) (Skoda Octavia RS III Cup)

Theoretische Bestzeit: 1:47.395

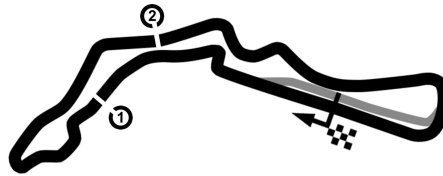
Lap	D	Time	S1	S2	S3	Lap	D	Time	S1	S2	S3
1	1	3:14.571		48.526	50.526	8	1	2:05.590	28.134	37.025	
2	1	1:52.746	30.326	39.012	43.408	9	1	4:15.398	2:38.308	45.334	51.756
3	1	1:48.799	28.661	36.899	43.239	10	1	1:50.692	29.566	37.575	43.551
4	1	2:02.283	28.059	40.032	54.192	11	1	1:48.243	28.167	37.204	42.872
5	1	1:49.543	28.311	38.148	43.084	12	1	1:48.438	28.271	37.352	42.815
6	1	1:49.380	28.776	37.267	43.337	13	1	1:47.715	28.050	36.731	42.934
7	1	1:47.845	28.179	36.913	42.753	14	1	1:47.785	27.911	36.831	43.043

Czech Truck Prix 2018

Autodrom Most, length 4212 m

31. August - 02. September 2018

Octavia Cup 2018



Lap Analysis Free Practice 2,

-Reg.No.: ZAO00218

444 Vaclav BREJLA (CZE) (Skoda Octavia RS III Cup)

Theoretische Bestzeit: 1:48.152

Lap	D	Time	S1	S2	S3	Lap	D	Time	S1	S2	S3
1	1	3:13.941		52.860	52.055	7	1	1:49.560	28.574	37.501	43.485
2	1	1:52.553	29.906	39.059	43.588	8	1	1:49.903	28.657	37.747	43.499
3	1	1:50.086	28.591	37.410	44.085	9	1	1:49.251	28.324	37.433	43.494
4	1	2:27.365	35.097	48.008		10	1	1:48.936	27.962	37.199	43.775
5	1	3:29.769	1:50.082	39.854		11	1	1:48.831	28.478	37.060	43.293
6	1	4:57.392	3:33.611	39.257	44.524	12	1	1:48.619	28.084	37.405	43.130