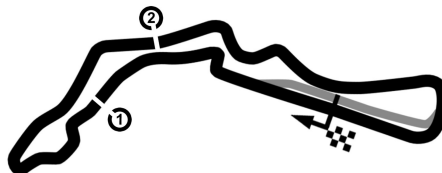


Czech Truck Prix 2018

Autodrom Most, length 4212 m

31. August - 02. September 2018

KIA Platinum Cup



Lap Analysis Race 2,

-Reg.No.: ZAO00218

3 Patryk Borek (POL) (Kia Picanto)

Theoretische Bestzeit: 2:11.647

Lap	D	Time	S1	S2	S3	Lap	D	Time	S1	S2	S3
1	1	2:25.852	46.420	46.904	52.528	7	1	2:13.173	35.825	45.169	52.179
2	1	2:12.661	34.940	45.636	52.085	8	1	2:12.338	35.464	44.965	51.909
3	1	2:12.487	34.987	45.265	52.235	9	1	2:12.297	35.123	45.142	52.032
4	1	2:13.010	34.888	45.774	52.348	10	1	2:12.054	34.916	45.041	52.097
5	1	2:15.672	36.828	45.694	53.150	11	1	2:11.764	34.958	44.855	51.951
6	1	2:14.993	36.272	45.721	53.000	12	1	2:11.813	34.883	44.966	51.964

4 Adrienn Vogel (HUN) (Kia Picanto)

Theoretische Bestzeit: 2:10.767

Lap	D	Time	S1	S2	S3	Lap	D	Time	S1	S2	S3
1	1	2:24.661	46.113	46.561	51.987	7	1	2:12.094	34.761	45.593	51.740
2	1	2:12.600	35.474	45.099	52.027	8	1	2:11.226	34.774	44.742	51.710
3	1	2:12.349	34.505	46.020	51.824	9	1	2:11.096	34.626	44.701	51.769
4	1	2:12.807	34.791	46.455	51.561	10	1	2:11.827	34.586	44.893	52.348
5	1	2:11.997	34.797	45.207	51.993	11	1	2:11.664	34.731	44.923	52.010
6	1	2:12.202	35.220	44.841	52.141	12	1	2:11.671	34.821	44.888	51.962

7 Milosz Siemaszko (POL) (Kia Picanto)

Theoretische Bestzeit: 2:15.545

Lap	D	Time	S1	S2	S3	Lap	D	Time	S1	S2	S3
1	1	2:32.231	51.552	46.798	53.881	7	1	2:16.274	35.689	46.658	53.927
2	1	2:15.969	35.612	46.771	53.586	8	1	2:16.249	35.367	47.066	53.816
3	1	2:16.695	35.472	47.170	54.053	9	1	2:16.411	35.639	46.682	54.090
4	1	2:18.211	35.644	47.853	54.714	10	1	2:16.393	35.606	47.003	53.784
5	1	2:17.483	36.605	46.982	53.896	11	1	2:15.961	35.616	46.592	53.753
6	1	2:16.168	35.586	46.729	53.853	12	1	2:16.463	35.500	46.736	54.227

9 Jan-Lukas Keil (DEU) (Kia Picanto)

Theoretische Bestzeit: 2:10.071

Lap	D	Time	S1	S2	S3	Lap	D	Time	S1	S2	S3
1	1	2:23.220	45.617	45.396	52.207	7	1	2:11.896	34.738	45.602	51.556
2	1	2:12.310	35.122	45.481	51.707	8	1	2:10.511	34.777	44.378	51.356
3	1	2:12.530	34.529	45.968	52.033	9	1	2:10.455	34.856	44.242	51.357
4	1	2:10.889	34.857	44.567	51.465	10	1	2:11.976	34.694	45.761	51.521
5	1	2:10.398	34.613	44.485	51.300	11	1	2:10.895	34.700	44.589	51.606
6	1	2:10.943	34.815	44.537	51.591	12	1	2:10.467	34.622	44.347	51.498

10 Kamil Serafin (POL) (Kia Picanto)

Theoretische Bestzeit: 2:10.116

Lap	D	Time	S1	S2	S3	Lap	D	Time	S1	S2	S3
1	1	2:22.327	45.024	44.845	52.458	7	1	2:11.456	34.693	45.233	51.530
2	1	2:12.106	35.611	44.742	51.753	8	1	2:10.525	34.765	44.293	51.467
3	1	2:11.414	35.109	44.586	51.719	9	1	2:10.391	34.814	44.218	51.359
4	1	2:11.269	35.017	44.647	51.605	10	1	2:13.909	35.132	45.965	52.812
5	1	2:11.453	35.223	44.805	51.425	11	1	2:11.262	34.546	44.936	51.780
6	1	2:11.969	36.259	44.358	51.352	12	1	2:10.912	34.884	44.271	51.757

11 Aleksander Olejniczak (POL) (Kia Picanto)

Theoretische Bestzeit: 2:11.354

Lap	D	Time	S1	S2	S3	Lap	D	Time	S1	S2	S3
1	1	2:24.467	45.897	45.597	52.973	7	1	2:11.595	34.677	45.081	51.837
2	1	2:13.280	35.861	45.132	52.287	8	1	2:12.633	35.414	45.225	51.994
3	1	2:12.492	34.753	45.451	52.288	9	1	2:12.460	35.125	45.268	52.067
4	1	2:12.941	34.936	46.047	51.958	10	1	2:12.136	35.014	45.004	52.118
5	1	2:12.736	35.516	45.095	52.125	11	1	2:12.496	35.152	45.200	52.144
6	1	2:11.777	34.846	44.840	52.091	12	1	2:12.245	35.054	45.104	52.087

15 Marek Begier (POL) (Kia Picanto)

Theoretische Bestzeit: 2:11.109

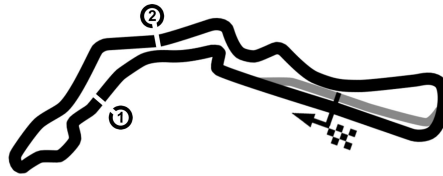
Lap	D	Time	S1	S2	S3	Lap	D	Time	S1	S2	S3
1	1	2:21.416	43.766	45.316	52.334	7	1	2:11.740	34.737	45.069	51.934
2	1	2:14.086	36.255	45.420	52.411	8	1	2:15.961	37.140	46.467	52.354
3	1	2:13.825	36.167	45.804	51.854	9	1	2:11.553	34.800	44.630	52.123
4	1	2:12.802	34.824	45.624	52.354	10	1	2:13.741	35.632	46.242	51.867
5	1	2:12.064	34.946	45.035	52.083	11	1	2:12.157	35.291	45.124	51.742
6	1	2:12.263	35.161	44.920	52.182	12	1	2:16.016	35.439	48.271	52.306

Czech Truck Prix 2018

Autodrom Most, length 4212 m

31. August - 02. September 2018

KIA Platinum Cup



Lap Analysis Race 2,

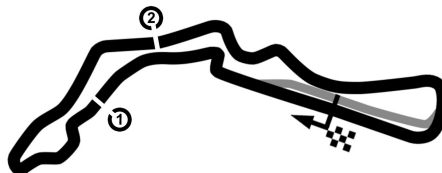
-Reg.No.: ZAO00218

Czech Truck Prix 2018

Autodrom Most, length 4212 m

31.August - 02. September 2018

KIA Platinum Cup



Lap Analysis Race 2,

-Reg.No.: ZAO00218

16 Marcin Ganowski (POL) (Kia Picanto)						Theoretische Bestzeit: 2:11.986					
Lap	D	Time	S1	S2	S3	Lap	D	Time	S1	S2	S3
1	1	2:26.936	48.687	46.036	52.213	7	1	2:14.176	36.448	45.592	52.136
2	1	2:12.871	35.284	45.800	51.787	8	1	2:12.495	35.157	45.256	52.082
3	1	2:12.491	35.285	45.335	51.871	9	1	2:13.021	35.221	45.552	52.248
4	1	2:12.060	35.165	45.195	51.700	10	1	2:13.606	35.457	45.802	52.347
5	1	2:15.379	36.169	45.794	53.416	11	1	2:14.974	35.421	46.092	53.461
6	1	2:14.645	35.972	45.816	52.857	12	1	2:13.009	35.091	45.893	52.025

20 Filip Tokar (POL) (Kia Picanto)						Theoretische Bestzeit: 2:09.822					
Lap	D	Time	S1	S2	S3	Lap	D	Time	S1	S2	S3
1	1	2:23.555	46.168	45.523	51.864	7	1	2:11.213	34.816	45.015	51.382
2	1	2:12.094	35.962	44.608	51.524	8	1	2:10.335	34.497	44.505	51.333
3	1	2:11.487	34.696	45.161	51.630	9	1	2:10.363	34.827	44.286	51.250
4	1	2:10.310	34.606	44.391	51.313	10	1	2:14.271	34.828	45.565	53.878
5	1	2:11.439	35.129	44.883	51.427	11	1	2:10.635	34.286	44.739	51.610
6	1	2:12.726	36.483	44.715	51.528	12	1	2:11.919	35.612	44.491	51.816

21 Dawid Borek (POL) (Kia Picanto)						Theoretische Bestzeit: 2:10.540					
Lap	D	Time	S1	S2	S3	Lap	D	Time	S1	S2	S3
1	1	2:22.638	44.605	45.137	52.896	7	1	2:10.880	34.547	44.825	51.508
2	1	2:14.067	35.311	46.167	52.589	8	1	2:11.200	34.728	44.789	51.683
3	1	2:11.933	34.944	45.144	51.845	9	1	2:11.513	34.604	45.142	51.767
4	1	2:11.490	35.061	44.798	51.631	10	1	2:11.178	34.586	44.974	51.618
5	1	2:11.854	34.691	45.262	51.901	11	1	2:10.595	34.356	44.684	51.555
6	1	2:11.476	34.748	44.935	51.793	12	1	2:12.801	36.576	44.725	51.500

23 Filip Zagórski (POL) (Kia Picanto)						Theoretische Bestzeit: 2:11.622					
Lap	D	Time	S1	S2	S3	Lap	D	Time	S1	S2	S3
1	1	2:30.933	52.409	46.138	52.386	7	1	2:12.811	35.039	45.521	52.251
2	1	2:13.921	35.707	45.816	52.398	8	1	2:12.083	35.075	45.054	51.954
3	1	2:14.630	35.256	46.652	52.722	9	1	2:12.355	35.160	45.179	52.016
4	1	2:13.563	35.418	45.829	52.316	10	1	2:11.733	34.649	45.110	51.974
5	1	2:13.769	35.668	45.698	52.403	11	1	2:13.681	34.693	46.349	52.639
6	1	2:12.839	35.192	45.728	51.919	12	1	2:12.505	35.279	45.273	51.953

33 Nikodemi Wierzbicki (POL) (Kia Picanto)						Theoretische Bestzeit: 2:09.475					
Lap	D	Time	S1	S2	S3	Lap	D	Time	S1	S2	S3
1	1	2:23.224	45.618	45.065	52.541	7	1	2:11.895	35.089	45.541	51.265
2	1	2:13.297	35.624	45.305	52.368	8	1	2:10.653	34.959	44.315	51.379
3	1	2:11.888	34.719	44.896	52.273	9	1	2:10.525	34.383	44.586	51.556
4	1	2:11.018	34.916	44.722	51.380	10	1	2:12.682	34.430	45.189	53.063
5	1	2:10.523	34.833	44.282	51.408	11	1	2:11.169	34.424	45.137	51.608
6	1	2:11.364	35.072	44.882	51.410	12	1	2:11.080	33.928	44.875	52.277

68 Jakub Szablewski (POL) (Kia Picanto)						Theoretische Bestzeit: 2:10.991					
Lap	D	Time	S1	S2	S3	Lap	D	Time	S1	S2	S3
1	1	2:21.592	44.268	45.197	52.127	7	1	2:11.368	34.795	44.889	51.684
2	1	2:13.969	35.855	44.967	53.147	8	1	2:15.340	36.267	46.917	52.156
3	1	2:12.650	35.495	44.942	52.213	9	1	2:12.009	34.859	44.626	52.524
4	1	2:15.158	35.642	47.331	52.185	10	1	2:13.424	35.567	45.971	51.886
5	1	2:11.355	34.683	44.990	51.682	11	1	2:12.829	35.701	45.377	51.751
6	1	2:12.260	35.387	44.904	51.969	12	1	2:14.860	35.113	47.790	51.957

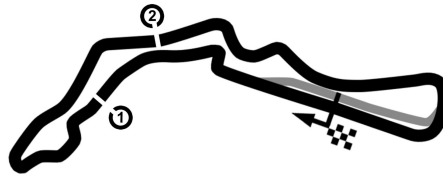
69 Konrad Wróbel (POL) (Kia Picanto)						Theoretische Bestzeit: 2:10.068					
Lap	D	Time	S1	S2	S3	Lap	D	Time	S1	S2	S3
1	1	2:19.730	43.528	44.810	51.392	7	1	2:11.667	35.222	45.039	51.406
2	1	2:10.401	34.529	44.788	51.084	8	1	2:11.174	34.913	44.773	51.488
3	1	2:10.230	34.691	44.472	51.067	9	1	2:11.050	35.210	44.661	51.179
4	1	2:10.616	34.566	44.717	51.333	10	1	2:11.268	35.053	44.832	51.383
5	1	2:11.288	34.905	44.831	51.552	11	1	2:11.459	35.239	44.743	51.477
6	1	2:11.246	35.014	44.739	51.493	12	1	2:12.708	35.440	44.849	52.419

Czech Truck Prix 2018

Autodrom Most, length 4212 m

31. August - 02. September 2018

KIA Platinum Cup



Lap Analysis Race 2,

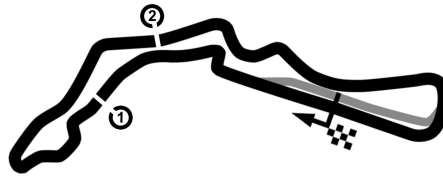
-Reg.No.: ZAO00218

Czech Truck Prix 2018

Autodrom Most, length 4212 m

31.August - 02. September 2018

KIA Platinum Cup



Lap Analysis Race 2,

-Reg.No.: ZAO00218

98 Lukasz Luniewski (POL) (Kia Picanto)

Theoretische Bestzeit: 2:12.784

Lap	D	Time	S1	S2	S3	Lap	D	Time	S1	S2	S3
1	1	2:29.941	49.843	46.944	53.154	7	1	2:13.910	35.096	46.218	52.596
2	1	2:15.673	35.898	46.350	53.425	8	1	2:13.902	35.620	45.713	52.569
3	1	2:15.513	35.480	46.524	53.509	9	1	2:13.225	35.176	45.741	52.308
4	1	2:14.650	35.323	46.223	53.104	10	1	2:13.322	35.335	45.614	52.373
5	1	2:14.174	35.600	46.116	52.458	11	1	2:13.156	35.076	45.760	52.320
6	1	2:12.822	35.114	45.603	52.105	12	1	2:13.855	35.612	45.721	52.522

99 Mateusz Zuchowski (POL) (Kia Picanto)

Theoretische Bestzeit: 2:13.431

Lap	D	Time	S1	S2	S3	Lap	D	Time	S1	S2	S3
1	1	2:29.338	48.899	47.091	53.348	7	1	2:14.437	35.476	46.002	52.959
2	1	2:14.710	35.809	45.849	53.052	8	1	2:15.113	36.074	46.245	52.794
3	1	2:16.626	35.620	47.692	53.314	9	1	2:14.149	35.583	45.395	53.171
4	1	2:13.727	35.417	45.568	52.742	10	1	2:13.993	35.562	45.605	52.826
5	1	2:13.714	35.400	45.678	52.636	11	1	2:16.758	37.628	46.121	53.009
6	1	2:13.759	35.408	45.584	52.767	12	1	2:15.259	36.050	46.199	53.010