



Czech Truck Prix 2018

Autodrom Most, length 4212 m

31. August - 02. September 2018

FIA European Truck Racing Championship

Lap Analysis Championship Race 4,

FIA-Visa.No.: 5ETRC-CZE 21.08.2018

1 Adam LACKO , FREIGHTLINER / CZE

Theoretische Bestzeit: 2:03.96

Lap	Time	S1	S2	S3	Lap	Time	S1	S2	S3
1	2:12.253	39.133	43.323	49.797	7	2:04.511	32.217	42.149	50.145
2	2:04.629	32.278	42.163	50.188	8	2:04.682	32.291	42.215	50.176
3	2:04.664	32.833	42.079	49.752	9	2:04.582	32.321	42.220	50.041
4	2:04.615	32.562	41.995	50.058	10	2:04.866	32.291	42.381	50.194
5	2:04.581	32.389	42.219	49.973	11	2:04.795	32.243	42.275	50.277
6	2:04.373	32.257	42.177	49.939					

2 Jochen HAHN , IVECO / DEU

Theoretische Bestzeit: 2:03.61

Lap	Time	S1	S2	S3	Lap	Time	S1	S2	S3
1	2:12.592	39.507	43.600	49.485	7	2:04.498	32.458	41.865	50.175
2	2:04.599	32.589	41.978	50.032	8	2:04.752	32.427	42.065	50.260
3	2:04.699	32.774	42.239	49.686	9	2:04.562	32.384	42.161	50.017
4	2:04.594	32.392	42.168	50.034	10	2:04.859	32.363	42.293	50.203
5	2:04.634	32.443	42.101	50.090	11	2:04.771	32.262	42.346	50.163
6	2:04.300	32.354	42.101	49.845					

3 Norbert KISS , MERCEDES BENZ / HUN

Theoretische Bestzeit: 2:03.42

Lap	Time	S1	S2	S3	Lap	Time	S1	S2	S3
1	2:11.133	38.368	43.326	49.439	7	2:04.460	32.498	42.062	49.900
2	2:04.722	32.458	41.821	50.443	8	2:04.607	32.494	42.014	50.099
3	2:03.895	32.321	42.105	49.469	9	2:04.894	32.355	42.117	50.422
4	2:03.926	32.373	41.934	49.619	10	2:04.945	32.500	42.549	49.896
5	2:03.951	32.162	42.148	49.641	11	2:04.922	32.568	42.379	49.975
6	2:03.969	32.213	42.065	49.691					

7 Jamie ANDERSON , MAN / GBR

Theoretische Bestzeit: 2:05.28

Lap	Time	S1	S2	S3	Lap	Time	S1	S2	S3
1	2:24.410	50.614	43.242	50.554	7	2:05.750	32.909	42.467	50.374
2	2:08.884	33.694	44.003	51.187	8	2:05.597	32.833	42.612	50.152
3	2:06.455	32.930	42.586	50.939	9	2:05.989	33.187	42.503	50.299
4	2:05.897	32.870	42.727	50.300	10	2:09.539	36.565	42.652	50.322
5	2:05.644	32.669	42.585	50.390	11	2:05.463	32.737	42.531	50.195
6	2:05.726	32.875	42.691	50.160					

11 Andre KURSIM , IVECO / DEU

Theoretische Bestzeit: 2:04.07

Lap	Time	S1	S2	S3	Lap	Time	S1	S2	S3
1	2:13.779	39.795	44.196	49.788	7	2:05.378	32.706	42.410	50.262
2	2:04.964	32.668	42.518	49.778	8	2:05.227	32.373	42.561	50.293
3	2:05.526	32.907	42.782	49.837	9	2:05.361	32.242	42.548	50.571
4	2:07.270	33.690	43.827	49.753	10	2:05.382	32.334	42.588	50.460
5	2:04.554	32.608	42.081	49.865	11	2:06.537	33.002	42.684	50.851
6	2:05.025	32.657	42.251	50.117					

14 José J.RODRIGUES , MAN / PRT

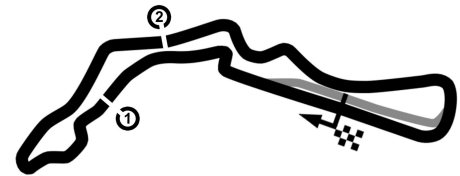
Theoretische Bestzeit: 2:03.96

Lap	Time	S1	S2	S3	Lap	Time	S1	S2	S3
1	2:09.649	37.097	42.335	50.217	7	2:04.175	32.207	42.069	49.899
2	2:06.655	32.580	42.495	51.580	8	2:04.400	32.380	42.089	49.931
3	2:04.758	32.494	42.247	50.017	9	2:04.545	32.238	42.253	50.054
4	2:04.061	32.076	42.047	49.938	10	2:04.585	32.389	42.108	50.088
5	2:04.364	32.202	42.105	50.057	11	2:05.161	32.727	42.221	50.213
6	2:04.018	32.130	42.029	49.859					

15 Erwin KLEINAGELVOORT , SCANIA / NLD

Theoretische Bestzeit: 2:07.70

Lap	Time	S1	S2	S3	Lap	Time	S1	S2	S3
1	2:21.193	43.768	43.966	53.459	7	2:08.496	33.626	43.732	51.138
2	2:09.278	34.206	44.170	50.902	8	2:08.318	33.883	43.346	51.089
3	2:09.501	34.091	43.692	51.718	9	2:08.229	33.584	43.488	51.157
4	2:08.873	34.341	43.572	50.960	10	2:09.132	34.674	43.424	51.034
5	2:08.937	34.204	43.851	50.882	11	2:08.386	33.475	43.690	51.221



Czech Truck Prix 2018

Autodrom Most, length 4212 m

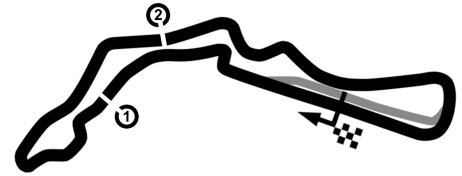
31. August - 02. September 2018

FIA European Truck Racing Championship

Lap Analysis Championship Race 4,

FIA-Visa.No.: 5ETRC-CZE 21.08.2018

Lap	Time	S1	S2	S3	Lap	Time	S1	S2	S3
6	2:10.494	34.059	44.145	52.290					



Czech Truck Prix 2018

Autodrom Most, length 4212 m

31. August - 02. September 2018

FIA European Truck Racing Championship

Lap Analysis Championship Race 4,

FIA-Visa.No.: 5ETRC-CZE 21.08.2018

17 Shane BRERETON , MAN / GBR

Theoretische Bestzeit: 2:04.93

Lap	Time	S1	S2	S3	Lap	Time	S1	S2	S3
1	2:13.295	38.291	45.371	49.633	7	2:05.713	33.269	42.593	49.851
2	2:04.930	32.826	42.529	49.575	8	2:06.148	33.555	42.616	49.977
3	2:05.619	33.230	42.701	49.688	9	2:06.032	33.371	42.586	50.075
4	2:09.820	33.916	44.849	51.055	10	2:05.651	33.035	42.637	49.979
5	2:05.724	33.175	42.827	49.722	11	2:06.571	33.406	42.889	50.276
6	2:05.962	33.247	42.712	50.003					

22 Oliver JANES , FREIGHTLINER / GBR

Theoretische Bestzeit: 2:05.53

Lap	Time	S1	S2	S3	Lap	Time	S1	S2	S3
1	2:16.145	41.606	44.099	50.440	7	2:05.952	33.202	42.626	50.124
2	2:05.940	33.108	42.647	50.185	8	2:05.954	32.863	42.909	50.182
3	2:06.157	32.998	42.668	50.491	9	2:06.657	32.875	42.957	50.825
4	2:06.015	32.852	42.788	50.375	10	2:06.611	33.121	42.810	50.680
5	2:06.437	32.965	43.374	50.098	11	2:06.299	32.814	42.799	50.686
6	2:05.911	33.012	42.682	50.217					

23 Antonio ALBACETE , MAN / ESP

Theoretische Bestzeit: 2:03.87

Lap	Time	S1	S2	S3	Lap	Time	S1	S2	S3
1	2:15.497	39.184	46.293	50.020	7	2:05.268	32.598	42.399	50.271
2	2:04.560	32.516	42.231	49.813	8	2:05.335	32.563	42.209	50.563
3	2:05.080	32.538	42.629	49.913	9	2:05.237	32.469	42.372	50.396
4	2:08.155	33.555	44.084	50.516	10	2:05.368	32.293	42.511	50.564
5	2:03.901	32.217	41.864	49.820	11	2:06.384	32.927	42.750	50.707
6	2:04.399	32.202	42.069	50.128					

24 Steffen FAAS , MERCEDES BENZ / DEU

Theoretische Bestzeit: 2:05.45

Lap	Time	S1	S2	S3	Lap	Time	S1	S2	S3
1	2:16.633	40.974	44.857	50.802	7	2:05.938	33.101	42.700	50.137
2	2:06.156	33.295	42.719	50.142	8	2:05.862	33.057	42.572	50.233
3	2:05.962	33.116	42.891	49.955	9	2:06.340	32.932	42.690	50.718
4	2:06.215	33.132	42.778	50.305	10	2:07.078	33.045	42.979	51.054
5	2:06.301	33.035	42.865	50.401	11	2:07.550	33.652	43.623	50.275
6	2:06.083	33.237	42.741	50.105					

30 Sascha LENZ , MAN / DEU

Theoretische Bestzeit: 2:04.02

Lap	Time	S1	S2	S3	Lap	Time	S1	S2	S3
1	2:11.644	38.540	43.574	49.530	7	2:04.297	32.616	41.988	49.693
2	2:04.893	32.519	42.048	50.326	8	2:04.350	32.503	42.038	49.809
3	2:06.441	33.365	43.395	49.681	9	2:04.861	32.674	42.405	49.782
4	2:04.555	32.692	42.121	49.742	10	2:04.703	32.547	42.307	49.849
5	2:04.274	32.590	42.084	49.600	11	2:05.294	32.725	42.442	50.127
6	2:04.799	32.776	42.165	49.858					

32 Luis RECUENCO , MAN / ESP

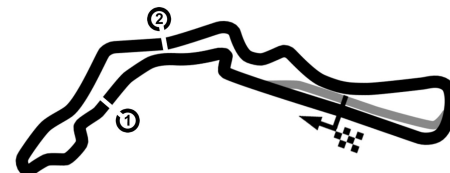
Theoretische Bestzeit: 2:05.43

Lap	Time	S1	S2	S3	Lap	Time	S1	S2	S3
1	2:22.885	47.687	43.588	51.610	7	2:06.172	32.590	42.758	50.824
2	2:06.199	33.225	42.884	50.090	8	2:06.127	32.657	42.837	50.633
3	2:07.385	33.277	43.652	50.456	9	2:06.397	32.817	42.969	50.611
4	2:06.205	32.730	42.929	50.546	10	2:08.287	34.884	42.905	50.498
5	2:06.073	32.905	42.795	50.373	11	2:06.033	32.867	42.906	50.260
6	2:06.563	32.955	43.142	50.466					

37 Terry GIBBON , MAN / GBR

Theoretische Bestzeit: 2:06.51

Lap	Time	S1	S2	S3	Lap	Time	S1	S2	S3
1	2:24.066	49.240	43.985	50.841	7	2:07.422	33.558	43.250	50.614
2	2:10.010	34.674	43.718	51.618	8	2:07.157	33.037	43.149	50.971
3	2:07.693	33.592	43.154	50.947	9	2:07.559	32.960	43.755	50.844
4	2:07.291	33.297	43.200	50.794	10	2:19.286	45.119	43.371	50.796
5	2:10.530	36.627	43.325	50.578	11	2:07.019	33.165	42.976	50.878



Czech Truck Prix 2018

Autodrom Most, length 4212 m

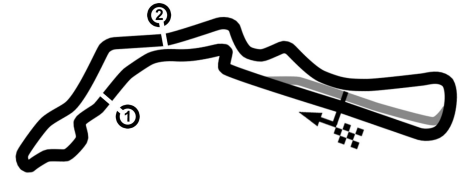
31. August - 02. September 2018

FIA European Truck Racing Championship

Lap Analysis Championship Race 4,

FIA-Visa.No.: 5ETRC-CZE 21.08.2018

Lap	Time	S1	S2	S3	Lap	Time	S1	S2	S3
6	2:07.890	33.542	43.030	51.318					



Czech Truck Prix 2018

Autodrom Most, length 4212 m

31. August - 02. September 2018

FIA European Truck Racing Championship

Lap Analysis Championship Race 4,

FIA-Visa.No.: 5ETRC-CZE 21.08.2018

38 Jose Eduardo TEIXAIRA RODRIGUES , MAN / PRT

Theoretische Bestzeit: 2:06.65

Lap	Time	S1	S2	S3	Lap	Time	S1	S2	S3
1	2:23.647	46.263	44.368	53.016	7	2:07.113	33.045	43.608	50.460
2	2:10.794	33.673	44.576	52.545	8	2:06.907	33.030	43.381	50.496
3	2:08.517	33.996	43.621	50.900	9	2:06.675	32.850	43.349	50.476
4	2:07.633	33.337	43.633	50.663	10	2:06.993	33.040	43.460	50.493
5	2:07.730	33.167	43.581	50.982	11	2:07.187	32.894	43.751	50.542
6	2:07.367	33.281	43.368	50.718					

44 Stephanie HALM , IVECO / DEU

Theoretische Bestzeit: 2:03.61

Lap	Time	S1	S2	S3	Lap	Time	S1	S2	S3
1	2:14.575	40.362	44.537	49.676	7	2:03.988	32.288	42.028	49.672
2	2:04.721	32.652	42.245	49.824	8	2:03.827	32.186	42.012	49.629
3	2:05.297	32.792	42.648	49.857	9	2:03.954	32.211	42.036	49.707
4	2:06.310	33.598	43.098	49.614	10	2:04.804	32.568	42.439	49.797
5	2:04.125	32.402	42.115	49.608	11	2:05.304	32.580	42.448	50.276
6	2:03.691	32.260	41.960	49.471					

77 Rene REINERT , MAN / DEU

Theoretische Bestzeit: 2:03.58

Lap	Time	S1	S2	S3	Lap	Time	S1	S2	S3
1	2:09.999	37.624	42.142	50.233	7	2:04.454	32.282	42.228	49.944
2	2:05.065	32.658	42.255	50.152	8	2:04.511	32.212	42.143	50.156
3	2:03.822	32.234	41.896	49.692	9	2:05.085	32.222	42.590	50.273
4	2:03.765	32.022	42.073	49.670	10	2:04.962	32.544	42.473	49.945
5	2:04.148	32.279	42.168	49.701	11	2:05.061	32.641	42.288	50.132
6	2:04.296	32.311	42.072	49.913					

91 Frantisek VOJTISEK , MAN / CZE

Theoretische Bestzeit: 2:05.55

Lap	Time	S1	S2	S3	Lap	Time	S1	S2	S3
1	2:19.579	44.035	43.850	51.694	7	2:06.455	33.471	42.939	50.045
2	2:06.722	32.843	43.345	50.534	8	2:06.153	33.096	42.781	50.276
3	2:19.312	33.569	43.784		9	2:05.985	32.905	42.820	50.260
4	2:18.984	45.292	43.179	50.513	10	2:06.523	33.422	42.786	50.315
5	2:06.638	33.182	43.228	50.228	11	2:08.170	33.174	43.678	51.318
6	2:06.695	33.745	43.020	49.930					