

Czech Truck Prix 2018

Autodrom Most, length 4212 m

31. August - 02. September 2018

FIA European Truck Racing Championship

Lap Analysis Championship Race 3,

FIA-Visa.No.: 5ETRC-CZE 21.08.2018

1 Adam LACKO , FREIGHTLINER / CZE

Theoretische Bestzeit: 2:03.65

Lap	Time	S1	S2	S3	Lap	Time	S1	S2	S3
1	2:09.245			49.927	7	2:04.165	32.086	41.974	50.105
2	2:04.317	32.420	41.915	49.982	8	2:03.895	32.155	41.983	49.757
3	2:03.872	32.286	41.923	49.663	9	2:04.115	32.074	42.134	49.907
4	2:04.638	32.304	42.437	49.897	10	2:04.097	32.134	42.077	49.886
5	2:04.041	32.097	42.108	49.836	11	2:04.100	32.097	42.010	49.993
6	2:03.947	32.204	42.012	49.731					

2 Jochen HAHN , IVECO / DEU

Theoretische Bestzeit: 2:03.45

Lap	Time	S1	S2	S3	Lap	Time	S1	S2	S3
1	2:07.779			49.687	7	2:03.698	32.188	41.818	49.692
2	2:04.011	32.362	42.048	49.601	8	2:03.953	32.214	42.003	49.736
3	2:03.788	32.267	41.742	49.779	9	2:04.131	32.271	42.050	49.810
4	2:04.040	32.225	42.042	49.773	10	2:04.037	32.163	42.091	49.783
5	2:03.771	32.116	41.908	49.747	11	2:04.947	32.237	42.112	50.598
6	2:03.887	32.268	41.855	49.764					

3 Norbert KISS , MERCEDES BENZ / HUN

Theoretische Bestzeit: 2:03.75

Lap	Time	S1	S2	S3	Lap	Time	S1	S2	S3
1	2:10.018			49.731	7	2:03.836	32.316	41.870	49.650
2	2:04.616	32.998	41.923	49.695	8	2:04.312	32.377	42.131	49.804
3	2:04.248	32.707	41.883	49.658	9	2:04.017	32.394	41.910	49.713
4	2:04.409	32.536	42.150	49.723	10	2:04.070	32.365	42.056	49.649
5	2:04.054	32.443	42.004	49.607	11	2:04.460	32.282	42.388	49.790
6	2:03.990	32.385	41.961	49.644					

7 Jamie ANDERSON , MAN / GBR

Theoretische Bestzeit: 2:06.25

Lap	Time	S1	S2	S3	Lap	Time	S1	S2	S3
1	2:17.728			50.788	7	2:06.265	32.953	42.788	50.524
2	2:07.698	33.446	43.444	50.808	8	2:07.005	33.134	42.917	50.954
3	2:08.261	33.608	43.125	51.528	9	2:06.741	33.001	42.911	50.829
4	2:07.888	33.130	43.632	51.126	10	2:06.484	33.003	42.909	50.572
5	2:07.723	33.582	43.627	50.514	11	2:07.146	33.055	43.191	50.900
6	2:06.853	32.985	43.121	50.747					

11 Andre KURSIM , IVECO / DEU

Theoretische Bestzeit: 2:04.49

Lap	Time	S1	S2	S3	Lap	Time	S1	S2	S3
1	2:13.408			50.388	7	2:08.067	32.853	42.469	52.745
2	2:05.573	33.339	42.361	49.873	8	2:05.355	32.673	42.457	50.225
3	2:05.017	32.893	42.126	49.998	9	2:05.069	32.708	42.240	50.121
4	2:05.749	33.114	42.730	49.905	10	2:04.918	32.500	42.438	49.980
5	2:05.872	33.164	42.705	50.003	11	2:05.457	32.741	42.277	50.439
6	2:05.015	32.842	42.234	49.939					

14 José J.RODRIGUES , MAN / PRT

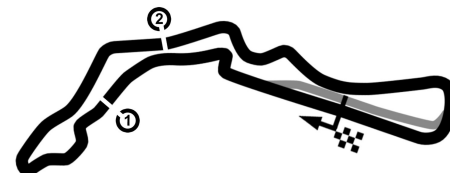
Theoretische Bestzeit: 2:04.35

Lap	Time	S1	S2	S3	Lap	Time	S1	S2	S3
1	2:12.046			50.173	7	2:04.984	32.624	42.361	49.999
2	2:05.562	32.994	42.496	50.072	8	2:04.693	32.498	42.231	49.964
3	2:05.286	32.719	42.263	50.304	9	2:04.658	32.378	42.327	49.953
4	2:06.497	33.846	42.554	50.097	10	2:05.721	32.681	42.369	50.671
5	2:04.927	32.477	42.311	50.139	11	2:04.793	32.491	42.152	50.150
6	2:04.601	32.622	42.078	49.901					

15 Erwin KLEINAGELVOORT , SCANIA / NLD

Theoretische Bestzeit: 2:07.76

Lap	Time	S1	S2	S3	Lap	Time	S1	S2	S3
1	2:21.986			51.925	7	2:08.879	33.789	43.986	51.104
2	2:11.922	34.649	44.721	52.552	8	2:08.619	33.694	43.628	51.297
3	2:10.366	34.499	44.477	51.390	9	2:08.624	33.838	43.777	51.009
4	2:09.477	34.108	44.122	51.247	10	2:07.916	33.508	43.630	50.778
5	2:08.367	33.727	43.630	51.010	11	2:07.954	33.697	43.479	50.778



Czech Truck Prix 2018

Autodrom Most, length 4212 m

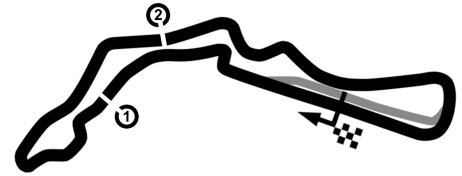
31. August - 02. September 2018

FIA European Truck Racing Championship

Lap Analysis Championship Race 3,

FIA-Visa.No.: 5ETRC-CZE 21.08.2018

Lap	Time	S1	S2	S3	Lap	Time	S1	S2	S3
6	2:08.608	33.939	43.548	51.121					



Czech Truck Prix 2018

Autodrom Most, length 4212 m

31. August - 02. September 2018

FIA European Truck Racing Championship

Lap Analysis Championship Race 3,

FIA-Visa.No.: 5ETRC-CZE 21.08.2018

17 Shane BRERETON , MAN / GBR

Theoretische Bestzeit: 2:04.24

Lap	Time	S1	S2	S3	Lap	Time	S1	S2	S3
1	2:13.711			49.965	7	2:05.648	32.982	42.265	50.401
2	2:05.743	33.493	42.865	49.385	8	2:04.868	32.688	42.399	49.781
3	2:05.156	33.341	42.167	49.648	9	2:05.121	32.824	42.257	50.040
4	2:05.605	32.886	43.050	49.669	10	2:05.466	32.971	42.607	49.888
5	2:05.688	33.156	42.475	50.057	11	2:05.847	32.791	42.825	50.231
6	2:05.133	32.888	42.532	49.713					

22 Oliver JANES , FREIGHTLINER / GBR

Theoretische Bestzeit: 2:05.62

Lap	Time	S1	S2	S3	Lap	Time	S1	S2	S3
1	2:16.298			50.911	7	2:06.266	32.818	42.900	50.548
2	2:08.547	33.709	43.932	50.906	8	2:05.732	32.884	42.591	50.257
3	2:08.639	33.522	43.138	51.979	9	2:06.365	32.774	42.948	50.643
4	2:07.901	32.963	43.525	51.413	10	2:06.442	32.828	43.000	50.614
5	2:07.398	33.502	43.210	50.686	11	2:07.106	33.109	43.223	50.774
6	2:06.907	33.157	43.011	50.739					

23 Antonio ALBACETE , MAN / ESP

Theoretische Bestzeit: 2:03.54

Lap	Time	S1	S2	S3	Lap	Time	S1	S2	S3
1	2:11.319			50.242	7	2:04.120	32.136	42.043	49.941
2	2:04.803	32.664	42.131	50.008	8	2:03.743	32.131	41.861	49.751
3	2:04.284	32.382	41.773	50.129	9	2:03.797	32.174	41.934	49.689
4	2:04.436	32.369	41.968	50.099	10	2:04.198	32.342	42.025	49.831
5	2:03.945	32.355	41.721	49.869	11	2:04.392	32.212	42.194	49.986
6	2:03.799	32.317	41.794	49.688					

24 Steffen FAAS , MERCEDES BENZ / DEU

Theoretische Bestzeit: 2:05.03

Lap	Time	S1	S2	S3	Lap	Time	S1	S2	S3
1	2:15.397			50.247	7	2:06.597	33.982	42.660	49.955
2	2:06.709	33.504	42.984	50.221	8	2:05.396	32.951	42.439	50.006
3	2:06.126	32.986	42.964	50.176	9	2:05.136	32.762	42.370	50.004
4	2:05.764	33.057	42.766	49.941	10	2:06.640	33.579	42.824	50.237
5	2:05.423	32.966	42.411	50.046	11	2:05.904	32.939	42.798	50.167
6	2:06.229	32.721	42.762	50.746					

30 Sascha LENZ , MAN / DEU

Theoretische Bestzeit: 2:03.75

Lap	Time	S1	S2	S3	Lap	Time	S1	S2	S3
1	2:09.649			49.788	7	2:04.028	32.214	41.906	49.908
2	2:04.273	32.672	41.855	49.746	8	2:04.180	32.388	42.063	49.729
3	2:04.149	32.556	41.849	49.744	9	2:04.110	32.285	42.014	49.811
4	2:04.400	32.346	42.202	49.852	10	2:04.136	32.249	42.130	49.757
5	2:03.993	32.356	41.941	49.696	11	2:04.259	32.289	41.916	50.054
6	2:04.154	32.484	41.926	49.744					

32 Luis RECUENCO , MAN / ESP

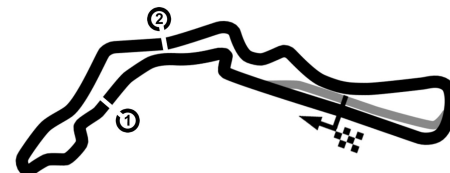
Theoretische Bestzeit: 2:05.63

Lap	Time	S1	S2	S3	Lap	Time	S1	S2	S3
1	2:20.604			51.111	7	2:06.734	33.574	42.776	50.384
2	2:07.729	33.385	43.760	50.584	8	2:06.426	33.315	42.743	50.368
3	2:08.333	33.472	44.080	50.781	9	2:07.078	33.555	43.143	50.380
4	2:06.980	33.161	43.354	50.465	10	2:07.188	33.279	43.500	50.409
5	2:06.452	33.426	42.739	50.287	11	2:06.194	32.607	43.102	50.485
6	2:06.698	33.361	42.972	50.365					

37 Terry GIBBON , MAN / GBR

Theoretische Bestzeit: 2:06.39

Lap	Time	S1	S2	S3	Lap	Time	S1	S2	S3
1	2:23.221			51.253	7	2:07.787	33.562	43.493	50.732
2	2:10.008	33.794	44.478	51.736	8	2:07.811	33.693	43.426	50.692
3	2:09.263	33.458	44.168	51.637	9	2:06.933	32.971	42.736	51.226
4	2:07.939	33.425	43.575	50.939	10	2:08.095	33.138	43.228	51.729
5	2:07.533	33.350	43.444	50.739	11	2:08.044	34.023	43.120	50.901



Czech Truck Prix 2018

Autodrom Most, length 4212 m

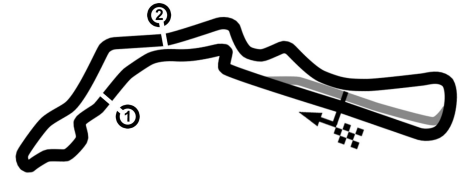
31. August - 02. September 2018

FIA European Truck Racing Championship

Lap Analysis Championship Race 3,

FIA-Visa.No.: 5ETRC-CZE 21.08.2018

Lap	Time	S1	S2	S3	Lap	Time	S1	S2	S3
6	2:07.321	33.459	42.869	50.993					



Czech Truck Prix 2018

Autodrom Most, length 4212 m

31. August - 02. September 2018

FIA European Truck Racing Championship

Lap Analysis Championship Race 3,

FIA-Visa.No.: 5ETRC-CZE 21.08.2018

38 Jose Eduardo TEIXAIRA RODRIGUES , MAN / PRT

Theoretische Bestzeit: 2:08.59

Lap	Time	S1	S2	S3	Lap	Time	S1	S2	S3
1	2:25.786	45.848	46.583	53.355	7	2:11.224	34.393	45.090	51.741
2	2:14.990	35.317	46.259	53.414	8	2:10.185	34.036	44.490	51.659
3	2:14.807	35.242	46.287	53.278	9	2:09.285	33.600	44.244	51.441
4	2:12.182	34.434	45.158	52.590	10	2:08.636	33.455	43.905	51.276
5	2:11.288	34.202	45.212	51.874	11	2:09.052	33.583	44.235	51.234
6	2:11.758	34.483	45.120	52.155					

44 Stephanie HALM , IVECO / DEU

Theoretische Bestzeit: 2:03.94

Lap	Time	S1	S2	S3	Lap	Time	S1	S2	S3
1	2:16.538			50.880	7	2:04.611	32.903	41.948	49.760
2	2:07.467	33.770	43.579	50.118	8	2:04.084	32.617	41.893	49.574
3	2:05.793	33.299	42.280	50.214	9	2:04.956	32.585	42.167	50.204
4	2:05.491	33.180	42.686	49.625	10	2:04.959	32.476	42.646	49.837
5	2:04.856	33.055	42.148	49.653	11	2:05.333	32.495	42.278	50.560
6	2:05.743	32.923	42.254	50.566					

77 Rene REINERT , MAN / DEU

Theoretische Bestzeit: 2:04.10

Lap	Time	S1	S2	S3	Lap	Time	S1	S2	S3
1	2:13.022			50.223	7	2:04.426	32.407	42.333	49.686
2	2:05.424	32.982	42.425	50.017	8	2:04.531	32.684	42.016	49.831
3	2:04.674	32.636	42.230	49.808	9	2:04.591	32.503	42.216	49.872
4	2:05.149	32.609	42.563	49.977	10	2:05.655	32.429	42.757	50.469
5	2:04.746	32.398	42.415	49.933	11	2:04.823	32.562	42.130	50.131
6	2:04.327	32.469	42.118	49.740					

91 Frantisek VOJTISEK , MAN / CZE

Theoretische Bestzeit: 2:08.10

Lap	Time	S1	S2	S3	Lap	Time	S1	S2	S3
1	2:18.966			50.677	2	2:08.104	33.600	44.014	50.490