

Czech Truck Prix 2018

Autodrom Most, length 4212 m

31. August - 02. September 2018

FIA European Truck Racing Championship

Lap Analysis Championship Race 2,

FIA-Visa.No.: 5ETRC-CZE 21.08.2018

1 Adam LACKO , FREIGHTLINER / CZE

Theoretische Bestzeit: 2:17.85

Lap	Time	S1	S2	S3	Lap	Time	S1	S2	S3
1	4:06.676	1:09.957	1:17.492	1:39.227	7	2:18.486	36.167	47.100	55.219
2	2:26.709	41.327	49.568	55.814	8	2:18.090	35.993	46.994	55.103
3	2:20.508	36.587	48.091	55.830	9	2:18.843	36.124	46.884	55.835
4	2:20.997	37.245	47.595	56.157	10	2:20.490	37.821	46.990	55.679
5	2:18.672	36.565	46.758	55.349	11	2:19.647	36.754	47.240	55.653
6	2:18.663	36.104	47.313	55.246					

2 Jochen HAHN , IVECO / DEU

Theoretische Bestzeit: 2:17.93

Lap	Time	S1	S2	S3	Lap	Time	S1	S2	S3
1	4:05.477	1:08.877	1:17.603	1:38.997	7	2:19.908	37.216	47.432	55.260
2	2:25.572	40.758	49.094	55.720	8	2:18.829	36.636	46.963	55.230
3	2:21.900	37.091	48.212	56.597	9	2:18.363	36.196	47.139	55.028
4	2:27.729	36.412	46.969	1:04.348	10	2:19.122	36.037	48.139	54.946
5	2:19.187	36.732	47.312	55.143	11	2:19.664	36.198	47.504	55.962
6	2:19.415	36.563	46.955	55.897					

3 Norbert KISS , MERCEDES BENZ / HUN

Theoretische Bestzeit: 2:18.30

Lap	Time	S1	S2	S3	Lap	Time	S1	S2	S3
1	4:04.372	1:07.850	1:17.757	1:38.765	7	2:19.477	36.477	47.443	55.557
2	2:25.502	40.730	48.916	55.856	8	2:18.670	36.125	47.143	55.402
3	2:21.480	36.891	48.868	55.721	9	2:19.350	36.262	47.096	55.992
4	2:18.993	36.470	47.076	55.447	10	2:21.086	38.397	47.085	55.604
5	2:19.873	36.846	47.255	55.772	11	2:19.768	36.264	48.258	55.246
6	2:19.814	35.981	47.559	56.274					

7 Jamie ANDERSON , MAN / GBR

Theoretische Bestzeit: 2:24.11

Lap	Time	S1	S2	S3	Lap	Time	S1	S2	S3
1	4:08.116	1:12.808	1:16.812	1:38.496	7	2:26.432	37.235	49.984	59.213
2	2:31.108	42.789	50.644	57.675	8	2:26.523	37.207	49.598	59.718
3	2:24.855	37.882	49.472	57.501	9	2:26.335	37.798	49.753	58.784
4	2:25.608	37.782	49.886	57.940	10	2:26.667	37.138	50.847	58.682
5	2:28.631	38.384	50.782	59.465	11	2:27.579	37.160	52.019	58.400
6	2:26.639	37.526	50.224	58.889					

11 Andre KURSIM , IVECO / DEU

Theoretische Bestzeit: 2:18.70

Lap	Time	S1	S2	S3	Lap	Time	S1	S2	S3
1	4:04.168	1:07.743	1:17.572	1:38.853	7	2:20.144	36.071	47.942	56.131
2	2:25.377	40.271	48.819	56.287	8	2:20.522	36.621	47.899	56.002
3	2:23.684	37.018	49.798	56.868	9	2:20.220	36.388	48.192	55.640
4	2:21.716	37.284	47.673	56.759	10	2:20.025	36.081	47.732	56.212
5	2:19.682	37.049	47.494	55.139	11	2:19.378	36.138	47.614	55.626
6	2:19.644	36.606	47.794	55.244					

14 José J.RODRIGUES , MAN / PRT

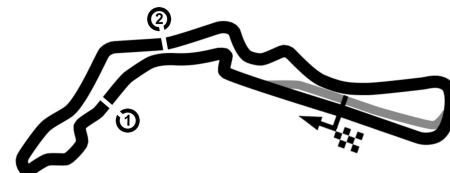
Theoretische Bestzeit: 2:19.46

Lap	Time	S1	S2	S3	Lap	Time	S1	S2	S3
1	4:07.293	1:11.518	1:17.328	1:38.447	7	2:20.074	36.682	47.607	55.785
2	2:27.756	41.687	49.526	56.543	8	2:22.314	37.762	48.291	56.261
3	2:21.013	36.730	48.687	55.596	9	2:19.884	36.397	47.555	55.932
4	2:20.895	36.868	48.464	55.563	10	2:22.806	37.945	49.349	55.512
5	2:20.839	36.965	47.859	56.015	11	2:21.772	36.724	48.841	56.207
6	2:21.198	36.633	48.269	56.296					

15 Erwin KLEINAGELVOORT , SCANIA / NLD

Theoretische Bestzeit: 2:23.73

Lap	Time	S1	S2	S3	Lap	Time	S1	S2	S3
1	4:09.074	1:13.926	1:16.866	1:38.282	7	2:25.174	37.979	49.347	57.848
2	2:32.820	44.026	50.719	58.075	8	2:26.024	37.809	50.227	57.988
3	2:26.229	38.252	49.835	58.142	9	2:24.421	37.755	49.224	57.442
4	2:25.101	38.422	48.893	57.786	10	2:24.895	37.395	49.687	57.813
5	2:25.425	38.231	49.084	58.110	11	2:24.546	37.457	49.642	57.447



Czech Truck Prix 2018

Autodrom Most, length 4212 m

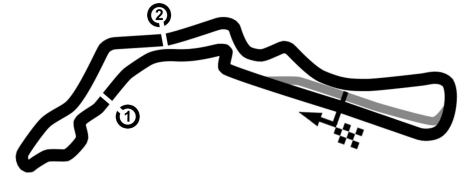
31. August - 02. September 2018

FIA European Truck Racing Championship

Lap Analysis Championship Race 2,

FIA-Visa.No.: 5ETRC-CZE 21.08.2018

Lap	Time	S1	S2	S3	Lap	Time	S1	S2	S3
6	2:38.007	50.439	49.758	57.810					



Czech Truck Prix 2018

Autodrom Most, length 4212 m

31. August - 02. September 2018

FIA European Truck Racing Championship

Lap Analysis Championship Race 2,

FIA-Visa.No.: 5ETRC-CZE 21.08.2018

17 Shane BRERETON , MAN / GBR

Theoretische Bestzeit: 2:22.13

Lap	Time	S1	S2	S3	Lap	Time	S1	S2	S3
1	4:11.722	1:16.184	1:17.533	1:38.005	7	2:26.437	38.955	48.426	59.056
2	2:34.643	46.299	51.044	57.300	8	2:25.573	38.203	49.013	58.357
3	2:26.164	39.247	48.934	57.983	9	2:22.773	37.275	48.990	56.508
4	2:24.890	38.969	48.812	57.109	10	2:23.057	37.834	48.444	56.779
5	2:24.596	38.309	48.354	57.933	11	2:24.529	38.121	49.204	57.204
6	2:23.763	38.208	48.538	57.017					

22 Oliver JANES , FREIGHTLINER / GBR

Theoretische Bestzeit: 2:21.90

Lap	Time	S1	S2	S3	Lap	Time	S1	S2	S3
1	4:07.548	1:11.764	1:17.148	1:38.636	7	2:22.199	36.881	48.673	56.645
2	2:29.574	42.538	50.148	56.888	8	2:22.943	37.224	48.881	56.838
3	2:23.026	37.458	48.871	56.697	9	2:23.190	37.730	48.874	56.586
4	2:22.772	37.023	49.310	56.439	10	2:22.787	37.119	48.680	56.988
5	2:22.550	37.108	48.832	56.610	11	2:22.945	36.793	49.219	56.933
6	2:22.613	36.940	48.768	56.905					

23 Antonio ALBACETE , MAN / ESP

Theoretische Bestzeit: 2:19.67

Lap	Time	S1	S2	S3	Lap	Time	S1	S2	S3
1	4:05.050	1:08.927	1:17.518	1:38.605	4	2:21.924	36.232	47.642	58.050
2	2:25.488	40.621	49.063	55.804	5	2:33.264	47.576	49.393	56.295
3	2:21.801	36.894	48.761	56.146	6	3:20.147	42.464	47.910	1:49.773

24 Steffen FAAS , MERCEDES BENZ / DEU

Theoretische Bestzeit: 2:20.49

Lap	Time	S1	S2	S3	Lap	Time	S1	S2	S3
1	4:08.358	1:12.659	1:17.064	1:38.635	7	2:22.219	37.348	48.591	56.280
2	2:31.867	43.288	50.763	57.816	8	2:22.296	36.801	48.583	56.912
3	2:24.905	37.784	49.995	57.126	9	2:21.571	36.564	48.671	56.336
4	2:24.954	37.378	50.161	57.415	10	2:21.366	36.577	48.364	56.425
5	2:22.685	37.612	48.745	56.328	11	2:20.534	36.013	48.258	56.263
6	2:25.494	37.803	48.217	59.474					

30 Sascha LENZ , MAN / DEU

Theoretische Bestzeit: 2:18.69

Lap	Time	S1	S2	S3	Lap	Time	S1	S2	S3
1	4:06.269	1:10.412	1:17.166	1:38.691	7	2:19.646	36.254	47.452	55.940
2	2:26.344	41.185	49.006	56.153	8	2:19.731	36.684	47.693	55.354
3	2:21.224	37.055	47.794	56.375	9	2:20.201	36.908	47.451	55.842
4	2:21.604	38.301	47.278	56.025	10	2:20.707	36.264	48.494	55.949
5	2:20.106	37.249	47.644	55.213	11	2:19.107	36.361	47.227	55.519
6	2:20.607	37.620	47.703	55.284					

32 Luis RECUENCO , MAN / ESP

Theoretische Bestzeit: 2:22.33

Lap	Time	S1	S2	S3	Lap	Time	S1	S2	S3
1	4:10.744	1:14.813	1:17.367	1:38.564	7	2:23.384	37.640	48.970	56.774
2	2:34.848	46.234	51.400	57.214	8	2:23.917	37.434	48.889	57.594
3	2:28.300	38.515	50.248	59.537	9	2:23.301	37.316	49.106	56.879
4	2:43.534	54.985	49.680	58.869	10	2:23.543	37.818	48.841	56.884
5	2:23.093	36.968	49.602	56.523	11	2:24.455	37.783	49.117	57.555
6	2:23.095	37.152	49.073	56.870					

37 Terry GIBBON , MAN / GBR

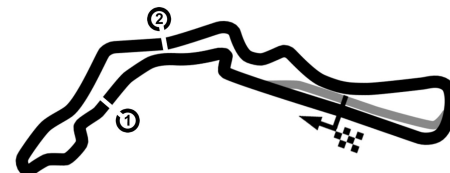
Theoretische Bestzeit: 2:26.01

Lap	Time	S1	S2	S3	Lap	Time	S1	S2	S3
1	4:09.926	1:13.859	1:17.119	1:38.948	3	2:26.019	38.486	49.224	58.309
2	2:33.264	44.721	50.113	58.430	4	2:50.143	39.886	52.699	

38 Jose Eduardo TEIXEIRA RODRIGUES , MAN / PRT

Theoretische Bestzeit: 2:26.05

Lap	Time	S1	S2	S3	Lap	Time	S1	S2	S3
1	4:11.776	1:18.550	1:15.048	1:38.178	7	2:27.620	38.787	51.219	57.614
2	2:41.538	47.831	53.490	1:00.217	8	2:27.819	38.533	50.727	58.559



Czech Truck Prix 2018

Autodrom Most, length 4212 m

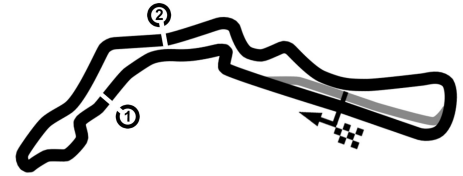
31. August - 02. September 2018

FIA European Truck Racing Championship

Lap Analysis Championship Race 2,

FIA-Visa.No.: 5ETRC-CZE 21.08.2018

Lap	Time	S1	S2	S3	Lap	Time	S1	S2	S3
3	2:31.564	39.444	51.970	1:00.150	9	2:27.258	38.724	50.500	58.034
4	2:33.272	39.718	52.659	1:00.895	10	2:27.225	38.583	50.602	58.040
5	2:31.676	39.984	52.786	58.906	11	2:26.839	38.144	51.287	57.408
6	2:29.788	39.170	51.611	59.007					



Czech Truck Prix 2018

Autodrom Most, length 4212 m

31. August - 02. September 2018

FIA European Truck Racing Championship

Lap Analysis Championship Race 2,

FIA-Visa.No.: 5ETRC-CZE 21.08.2018

44 Stephanie HALM , IVECO / DEU

Theoretische Bestzeit: 2:19.39

Lap	Time	S1	S2	S3	Lap	Time	S1	S2	S3
1	4:03.203	1:06.156	1:18.050	1:38.997	7	2:19.745	36.766	47.461	55.518
2	2:25.248	40.585	48.454	56.209	8	2:19.797	36.829	47.468	55.500
3	2:20.825	36.997	47.657	56.171	9	2:20.700	37.108	47.735	55.857
4	2:20.240	36.703	47.685	55.852	10	2:20.396	36.656	47.950	55.790
5	2:19.896	36.914	47.403	55.579	11	2:20.147	36.804	47.405	55.938
6	2:21.146	36.493	48.233	56.420					

77 Rene REINERT , MAN / DEU

Theoretische Bestzeit: 2:19.19

Lap	Time	S1	S2	S3	Lap	Time	S1	S2	S3
1	4:02.976	1:05.825	1:18.121	1:39.030	7	2:20.772	36.570	48.199	56.003
2	2:23.297	39.126	47.706	56.465	8	2:19.791	37.020	47.051	55.720
3	2:20.004	36.677	47.402	55.925	9	2:20.468	36.708	47.781	55.979
4	2:19.733	36.423	47.288	56.022	10	2:20.726	37.379	47.513	55.834
5	2:19.868	36.483	47.297	56.088	11	2:20.002	36.525	47.340	56.137
6	2:20.312	36.694	47.854	55.764					

91 Frantisek VOJTISEK , MAN / CZE

Theoretische Bestzeit: 2:21.57

Lap	Time	S1	S2	S3	Lap	Time	S1	S2	S3
1	4:10.454	1:15.131	1:16.847	1:38.476	7	2:26.116	37.996	49.368	58.752
2	2:33.120	44.839	50.601	57.680	8	2:23.986	37.656	49.228	57.102
3	2:25.830	38.322	49.479	58.029	9	2:22.055	37.298	48.530	56.227
4	2:24.379	37.895	49.068	57.416	10	2:21.970	37.253	48.094	56.623
5	2:25.523	38.117	49.409	57.997	11	2:22.943	37.836	48.615	56.492
6	2:26.251	38.809	48.857	58.585					