

Czech Truck Prix 2018

Autodrom Most, length 4212 m

31. August - 02. September 2018

FIA European Truck Racing Championship

Lap Analysis Championship Race 1,

FIA-Visa.No.: 5ETRC-CZE 21.08.2018

1 Adam LACKO , FREIGHTLINER / CZE

Theoretische Bestzeit: 2:16.95

Lap	Time	S1	S2	S3	Lap	Time	S1	S2	S3
1	3:55.002	1:06.329	1:17.907	1:30.766	7	2:18.197	36.203	46.718	55.276
2	2:24.116	38.155	49.371	56.590	8	2:17.812	35.775	46.652	55.385
3	2:18.867	36.585	47.239	55.043	9	2:17.741	35.578	46.820	55.343
4	2:17.844	35.816	47.127	54.901	10	2:17.166	35.609	46.669	54.888
5	2:18.437	35.812	47.390	55.235	11	2:17.236	35.417	46.812	55.007
6	2:18.014	35.829	46.979	55.206					

2 Jochen HAHN , IVECO / DEU

Theoretische Bestzeit: 2:17.32

Lap	Time	S1	S2	S3	Lap	Time	S1	S2	S3
1	3:57.354	1:09.027	1:17.785	1:30.542	7	2:18.400	36.238	46.804	55.358
2	2:24.032	38.896	48.945	56.191	8	2:18.063	36.300	47.133	54.630
3	2:20.149	36.802	48.345	55.002	9	2:17.995	36.090	46.891	55.014
4	2:18.287	36.047	47.383	54.857	10	2:17.783	36.080	46.783	54.920
5	2:17.922	35.952	47.066	54.904	11	2:18.018	35.916	47.171	54.931
6	2:17.959	35.934	47.049	54.976					

3 Norbert KISS , MERCEDES BENZ / HUN

Theoretische Bestzeit: 2:18.69

Lap	Time	S1	S2	S3	Lap	Time	S1	S2	S3
1	3:56.196	1:07.811	1:17.886	1:30.499	7	2:20.522	36.534	48.667	55.321
2	2:24.051	38.780	49.117	56.154	8	2:21.187	37.687	48.036	55.464
3	2:22.918	36.955	49.433	56.530	9	2:19.113	36.195	47.683	55.235
4	2:18.886	36.110	47.383	55.393	10	2:20.017	36.510	48.104	55.403
5	2:20.518	36.481	48.398	55.639	11	2:19.660	36.075	47.988	55.597
6	2:20.481	36.367	48.684	55.430					

7 Jamie ANDERSON , MAN / GBR

Theoretische Bestzeit: 2:22.54

Lap	Time	S1	S2	S3	Lap	Time	S1	S2	S3
1	3:59.186	1:11.498	1:17.219	1:30.469	7	2:23.379	36.811	49.317	57.251
2	2:28.269	39.631	50.755	57.883	8	2:23.673	36.809	48.963	57.901
3	2:24.957	37.420	49.824	57.713	9	2:24.390	37.757	49.514	57.119
4	2:24.476	37.511	49.337	57.628	10	2:22.676	36.916	48.783	56.977
5	2:23.700	37.045	49.270	57.385	11	2:24.856	37.191	50.010	57.655
6	2:24.019	36.784	49.619	57.616					

11 Andre KURSIM , IVECO / DEU

Theoretische Bestzeit: 2:18.94

Lap	Time	S1	S2	S3	Lap	Time	S1	S2	S3
1	3:56.691	1:08.513	1:17.820	1:30.358	7	2:20.583	36.516	48.845	55.222
2	2:24.409	38.958	49.060	56.391	8	2:21.070	37.977	47.866	55.227
3	2:22.666	38.065	48.870	55.731	9	2:19.231	36.611	47.430	55.190
4	2:19.655	36.870	47.591	55.194	10	2:19.530	36.535	47.865	55.130
5	2:21.298	37.551	48.175	55.572	11	2:20.280	36.877	48.133	55.270
6	2:19.305	36.458	47.786	55.061					

14 José J.RODRIGUES , MAN / PRT

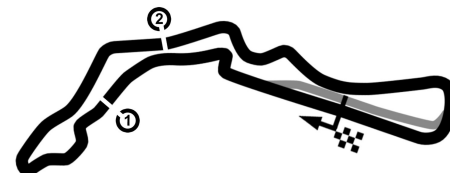
Theoretische Bestzeit: 2:19.95

Lap	Time	S1	S2	S3	Lap	Time	S1	S2	S3
1	3:58.508	1:10.273	1:17.337	1:30.898	7	2:24.326	37.695	49.892	56.739
2	2:24.767	38.997	49.125	56.645	8	2:22.209	36.958	49.001	56.250
3	2:22.004	36.837	48.563	56.604	9	2:23.499	37.486	49.782	56.231
4	2:22.377	37.560	48.881	55.936	10	2:23.868	37.340	49.904	56.624
5	2:20.473	35.575	48.445	56.453	11	2:22.698	37.129	49.019	56.550
6	2:22.623	37.309	49.050	56.264					

15 Erwin KLEINAGELVOORT , SCANIA / NLD

Theoretische Bestzeit: 2:22.01

Lap	Time	S1	S2	S3	Lap	Time	S1	S2	S3
1	4:02.317	1:14.958	1:17.157	1:30.202	7	2:22.711	37.442	48.501	56.768
2	2:34.506	44.821	51.439	58.246	8	2:22.104	37.089	48.523	56.492
3	2:28.908	40.146	49.715	59.047	9	2:22.478	37.020	48.746	56.712
4	2:24.783	38.299	49.238	57.246	10	2:23.288	37.120	49.206	56.962
5	2:24.322	37.679	49.588	57.055	11	2:23.689	37.149	49.471	57.069



Czech Truck Prix 2018

Autodrom Most, length 4212 m

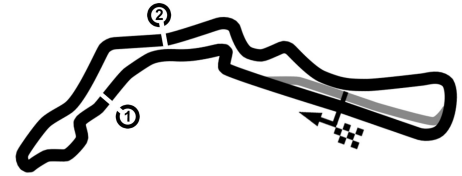
31. August - 02. September 2018

FIA European Truck Racing Championship

Lap Analysis Championship Race 1,

FIA-Visa.No.: 5ETRC-CZE 21.08.2018

Lap	Time	S1	S2	S3	Lap	Time	S1	S2	S3
6	2:23.910	37.114	49.476	57.320					



Czech Truck Prix 2018

Autodrom Most, length 4212 m

31. August - 02. September 2018

FIA European Truck Racing Championship

Lap Analysis Championship Race 1,

FIA-Visa.No.: 5ETRC-CZE 21.08.2018

22 Oliver JANES , FREIGHTLINER / GBR

Theoretische Bestzeit: 2:22.17

Lap	Time	S1	S2	S3	Lap	Time	S1	S2	S3
1	4:00.866	1:14.148	1:18.148	1:28.570	7	2:23.384	36.938	49.105	57.341
2	2:28.988	40.846	50.878	57.264	8	2:23.668	36.955	49.186	57.527
3	2:23.711	37.399	49.537	56.775	9	2:24.598	37.788	49.327	57.483
4	2:23.737	36.984	49.261	57.492	10	2:22.524	36.726	48.950	56.848
5	2:23.933	37.449	49.634	56.850	11	2:23.343	37.482	49.358	56.503
6	2:23.741	36.934	49.331	57.476					

23 Antonio ALBACETE , MAN / ESP

Theoretische Bestzeit: 2:17.47

Lap	Time	S1	S2	S3	Lap	Time	S1	S2	S3
1	3:55.607	1:07.269	1:17.778	1:30.560	7	2:19.878	36.862	47.381	55.635
2	2:24.165	38.974	48.808	56.383	8	2:18.890	36.057	47.221	55.612
3	2:22.557	37.036	49.801	55.720	9	2:18.385	36.007	47.082	55.296
4	2:19.358	36.326	47.283	55.749	10	2:17.968	35.612	47.037	55.319
5	2:20.471	36.623	48.052	55.796	11	2:17.776	35.788	46.567	55.421
6	2:20.178	36.413	48.426	55.339					

24 Steffen FAAS , MERCEDES BENZ / DEU

Theoretische Bestzeit: 2:19.95

Lap	Time	S1	S2	S3	Lap	Time	S1	S2	S3
1	4:02.737	1:16.159	1:17.651	1:28.927	7	2:20.935	36.639	48.641	55.655
2	2:34.458	44.767	51.623	58.068	8	2:21.148	37.083	47.998	56.067
3	2:26.215	38.064	51.030	57.121	9	2:23.398	38.015	48.627	56.756
4	2:24.975	38.261	49.293	57.421	10	2:20.790	37.038	48.110	55.642
5	2:24.959	39.036	49.609	56.314	11	2:21.724	36.314	48.578	56.832
6	2:22.775	37.805	48.836	56.134					

30 Sascha LENZ , MAN / DEU

Theoretische Bestzeit: 2:17.06

Lap	Time	S1	S2	S3	Lap	Time	S1	S2	S3
1	3:53.729	1:05.276	1:18.136	1:30.317	7	2:17.959	36.189	46.800	54.970
2	2:22.826	37.797	48.645	56.384	8	2:17.799	36.038	47.052	54.709
3	2:19.557	36.352	47.666	55.539	9	2:17.704	36.042	46.668	54.994
4	2:19.148	36.507	47.120	55.521	10	2:17.509	35.794	46.866	54.849
5	2:20.098	35.843	48.394	55.861	11	2:17.354	35.784	46.568	55.002
6	2:18.606	36.310	46.847	55.449					

32 Luis RECUENCO , MAN / ESP

Theoretische Bestzeit: 2:22.18

Lap	Time	S1	S2	S3	Lap	Time	S1	S2	S3
1	3:59.929	1:12.253	1:16.750	1:30.926	7	2:22.727	37.523	49.251	55.953
2	2:28.313	40.331	51.145	56.837	8	2:25.951	38.266	50.456	57.229
3	2:27.787	40.384	50.148	57.255	9	2:50.930	36.977	49.976	1:23.977
4	2:24.795	38.399	49.877	56.519	10	2:25.892	39.359	49.411	57.122
5	2:24.307	37.817	49.608	56.882	11	2:27.307	40.113	50.340	56.854
6	2:29.114	42.483	50.243	56.388					

37 Terry GIBBON , MAN / GBR

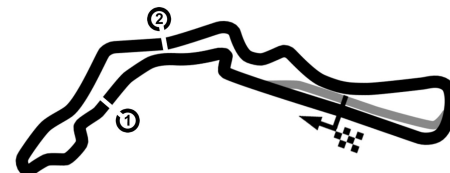
Theoretische Bestzeit: 2:19.09

Lap	Time	S1	S2	S3	Lap	Time	S1	S2	S3
1	4:01.685	1:13.400	1:17.409	1:30.876	7	2:21.554	34.311	49.457	57.786
2	2:33.364	42.533	51.746	59.085	8	2:24.158	38.330	48.896	56.932
3	2:27.654	39.554	50.941	57.159	9	2:24.832	37.898	49.030	57.904
4	2:25.365	37.654	50.029	57.682	10	2:24.466	38.348	49.480	56.638
5	2:24.142	39.194	48.878	56.070	11	2:23.363	37.761	48.713	56.889
6	2:34.290	37.204	57.958	59.128					

38 Jose Eduardo TEIXEIRA RODRIGUES , MAN / PRT

Theoretische Bestzeit: 2:26.65

Lap	Time	S1	S2	S3	Lap	Time	S1	S2	S3
1	4:03.449	1:17.685	1:17.072	1:28.692	7	2:32.250	39.350	53.230	59.670
2	2:40.505	45.317	54.120	1:01.068	8	2:29.304	39.390	51.370	58.544
3	2:31.441	39.255	52.269	59.917	9	2:27.674	38.284	51.171	58.219
4	2:30.278	39.013	51.332	59.933	10	2:27.384	38.706	50.893	57.785
5	2:31.139	38.772	52.198	1:00.169	11	2:27.136	38.643	50.587	57.906



Czech Truck Prix 2018

Autodrom Most, length 4212 m

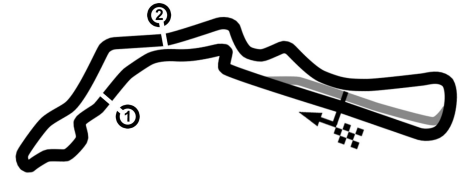
31. August - 02. September 2018

FIA European Truck Racing Championship

Lap Analysis Championship Race 1,

FIA-Visa.No.: 5ETRC-CZE 21.08.2018

Lap	Time	S1	S2	S3	Lap	Time	S1	S2	S3
6	2:31.142	38.894	52.373	59.875					



Czech Truck Prix 2018

Autodrom Most, length 4212 m

31. August - 02. September 2018

FIA European Truck Racing Championship

Lap Analysis Championship Race 1,

FIA-Visa.No.: 5ETRC-CZE 21.08.2018

44 Stephanie HALM , IVECO / DEU

Theoretische Bestzeit: 2:18.77

Lap	Time	S1	S2	S3	Lap	Time	S1	S2	S3
1	3:54.327	1:05.643	1:18.044	1:30.640	7	2:24.053	37.495	50.600	55.958
2	2:24.470	38.320	49.408	56.742	8	2:20.299	37.144	47.916	55.239
3	2:21.720	37.444	48.529	55.747	9	2:19.325	36.355	47.484	55.486
4	2:20.837	36.393	48.313	56.131	10	2:19.480	36.047	47.963	55.470
5	2:20.458	36.592	48.062	55.804	11	2:19.966	36.419	48.036	55.511
6	2:20.247	36.444	48.332	55.471					

77 Rene REINERT , MAN / DEU

Theoretische Bestzeit: 2:17.69

Lap	Time	S1	S2	S3	Lap	Time	S1	S2	S3
1	4:00.242	1:12.385	1:17.206	1:30.651	7	2:21.552	37.396	48.277	55.879
2	2:28.284	40.516	51.062	56.706	8	2:18.313	35.688	47.414	55.211
3	2:22.923	36.747	49.643	56.533	9	2:17.992	35.654	47.334	55.004
4	2:20.368	36.818	47.948	55.602	10	2:17.904	35.587	47.104	55.213
5	2:19.990	36.452	47.986	55.552	11	2:18.944	36.003	47.385	55.556
6	2:19.430	36.225	47.666	55.539					

91 Frantisek VOJTISEK , MAN / CZE

Theoretische Bestzeit: 2:20.47

Lap	Time	S1	S2	S3	Lap	Time	S1	S2	S3
1	4:02.011	1:15.247	1:17.996	1:28.768	7	2:21.732	36.838	48.672	56.222
2	2:32.898	44.054	51.290	57.554	8	2:21.756	37.226	48.323	56.207
3	2:24.195	37.921	49.653	56.621	9	2:22.282	36.813	49.100	56.369
4	2:23.046	37.050	49.960	56.036	10	2:21.435	37.188	48.492	55.755
5	2:40.023	39.431	50.054		11	2:21.016	36.613	48.867	55.536
6	2:35.985	50.232	49.773	55.980					