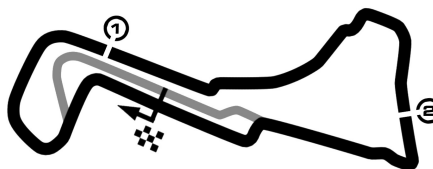


BELGIAN TRUCK GRAND PRIX

Circuit Zolder, length 4000 m

14-15-16 SEPTEMBER 2018

Porsche GT3 Cup Challenge Benelux



PORSCHE
GT3 CUP CHALLENGE
BENELUX

Lap Analysis Race 2,

-Reg.No.: C-Z-TGP-SUPP-027

1 Xavier MAASSEN (NLD) (Porsche GT3 Cup 991) Theoretische Bestzeit: 1:33.614

Lap	D	Time	S1	S2	S3	Lap	D	Time	S1	S2	S3
1	1	1:39.196	34.325	34.791	30.080	11	1	1:35.150	30.568	34.336	30.246
2	1	1:34.318	30.449	33.806	30.063	12	1	1:35.249	30.644	34.102	30.503
3	1	1:34.091	30.219	33.934	29.938	13	1	1:34.798	30.545	34.193	30.060
4	1	1:34.084	30.303	33.849	29.932	14	1	1:35.070	30.593	34.299	30.178
5	1	1:33.838	30.109	33.923	29.806	15	1	1:34.917	30.487	34.181	30.249
6	1	1:35.046	30.604	34.495	29.947	16	1	1:34.781	30.493	34.145	30.143
7	1	1:34.549	30.287	33.998	30.264	17	1	1:35.235	30.769	34.225	30.241
8	1	1:34.508	30.333	34.101	30.074	18	1	1:34.754	30.619	34.161	29.974
9	1	1:35.030	30.962	34.070	29.998	19	1	1:34.955	30.673	34.160	30.122
10	1	1:34.264	30.501	33.699	30.064	20	1	1:34.721	30.493	34.218	30.010

3 Ziad GERIS (NLD) (Porsche GT3 Cup 991) Theoretische Bestzeit: 1:35.446

Lap	D	Time	S1	S2	S3	Lap	D	Time	S1	S2	S3
1	1	1:44.370	37.609	36.261	30.500	11	1	1:35.891	31.078	34.491	30.322
2	1	1:36.580	31.094	34.935	30.551	12	1	1:35.951	31.019	34.485	30.447
3	1	1:37.918	30.824	35.571	31.523	13	1	1:36.611	31.168	35.274	30.169
4	1	1:37.444	31.938	34.976	30.530	14	1	1:36.180	31.108	34.640	30.432
5	1	1:36.360	31.110	34.982	30.268	15	1	1:36.146	31.077	34.598	30.471
6	1	1:36.042	30.926	34.674	30.442	16	1	1:36.588	31.121	35.144	30.323
7	1	1:35.934	30.838	34.916	30.180	17	1	1:36.842	31.451	34.843	30.548
8	1	1:36.379	31.077	34.887	30.415	18	1	1:36.511	31.125	34.771	30.615
9	1	1:37.271	31.331	34.902	31.038	19	1	1:36.337	31.410	34.670	30.257
10	1	1:36.307	31.476	34.694	30.137	20	1	1:36.581	31.214	34.931	30.436

4 Menno VAN DE GRIJSPAARDE (NLD) (Porsche GT3 Cup 991) Theoretische Bestzeit: 1:35.507

Lap	D	Time	S1	S2	S3	Lap	D	Time	S1	S2	S3
1	1	1:42.687	36.087	35.789	30.811	11	1	1:36.438	31.235	34.696	30.507
2	1	1:36.559	30.825	35.276	30.458	12	1	1:36.540	31.404	34.831	30.305
3	1	1:41.783	30.950	40.040	30.793	13	1	1:36.492	31.230	34.836	30.426
4	1	1:36.265	30.777	34.894	30.594	14	1	1:37.488	31.374	35.442	30.672
5	1	1:36.148	30.785	34.949	30.414	15	1	1:37.170	31.548	35.037	30.585
6	1	1:35.868	30.854	34.692	30.322	16	1	1:36.793	31.061	35.104	30.628
7	1	1:35.844	30.603	35.029	30.212	17	1	1:38.451	31.245	36.734	30.472
8	1	1:36.256	30.887	34.851	30.518	18	1	1:39.722	32.427	36.873	30.422
9	1	1:37.497	31.259	34.873	31.365	19	1	1:37.339	31.402	35.325	30.612
10	1	1:37.929	32.406	35.125	30.398	20	1	1:36.674	31.097	35.088	30.489

5 Jesse VAN KUIJK (NLD) (Porsche GT3 Cup 991) Theoretische Bestzeit: 1:34.532

Lap	D	Time	S1	S2	S3	Lap	D	Time	S1	S2	S3
1	1	1:41.295	35.021	35.826	30.448	11	1	1:35.672	31.085	34.518	30.069
2	1	1:36.394	30.951	34.744	30.699	12	1	1:35.216	30.720	34.501	29.995
3	1	1:34.902	30.973	34.145	29.784	13	1	1:37.025	32.177	34.861	29.987
4	1	1:34.891	30.615	34.328	29.948	14	1	1:35.950	30.987	34.528	30.435
5	1	1:35.437	30.739	34.610	30.088	15	1	1:35.760	30.897	34.564	30.299
6	1	1:35.523	30.932	34.546	30.045	16	1	1:35.257	30.704	34.437	30.116
7	1	1:35.474	30.805	34.630	30.039	17	1	1:35.649	30.696	34.535	30.418
8	1	1:34.838	30.603	34.346	29.889	18	1	1:35.418	30.839	34.422	30.157
9	1	1:35.954	30.847	34.486	30.621	19	1	1:35.346	30.799	34.402	30.145
10	1	1:35.595	30.986	34.452	30.157	20	1	1:35.577	30.830	34.461	30.286

6 Yves NOEL (BEL) (Porsche GT3 Cup 991) Theoretische Bestzeit: 1:37.298

Lap	D	Time	S1	S2	S3	Lap	D	Time	S1	S2	S3
1	1	1:48.535	39.816	37.087	31.632	11	1	1:39.446	32.089	36.209	31.148
2	1	1:39.165	31.760	36.286	31.119	12	1	1:38.848	31.974	35.612	31.262
3	1	1:38.374	31.776	35.536	31.062	13	1	1:40.050	32.375	36.475	31.200
4	1	1:38.184	31.684	35.491	31.009	14	1	1:38.538	31.889	35.407	31.242
5	1	1:38.316	31.821	35.374	31.121	15	1	1:38.117	31.673	35.276	31.168
6	1	1:37.864	31.676	35.302	30.886	16	1	1:39.212	32.443	35.747	31.022
7	1	1:38.244	31.711	35.237	31.296	17	1	1:38.793	32.181	35.560	31.052
8	1	1:37.716	31.584	35.209	30.923	18	1	1:38.137	31.727	35.540	30.870
9	1	1:38.685	31.971	35.446	31.268	19	1	1:37.856	31.357	35.495	31.004
10	1	1:39.653	32.761	35.759	31.133	20	1	1:37.509	31.361	35.416	30.732

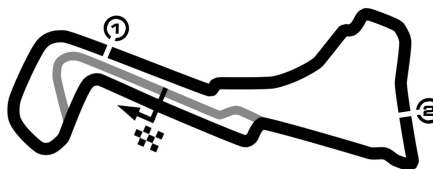
Timekeeping and Dataservice: wige SOLUTIONS GmbH & Co. KG, Meckenheim, GER

BELGIAN TRUCK GRAND PRIX

Circuit Zolder, length 4000 m

14-15-16 SEPTEMBER 2018

Porsche GT3 Cup Challenge Benelux



PORSCHE

GT3 CUP CHALLENGE
BENELUX

Lap Analysis Race 2,

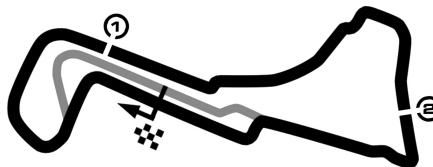
-Reg.No.: C-Z-TGP-SUPP-027

BELGIAN TRUCK GRAND PRIX

Circuit Zolder, length 4000 m

14-15-16 SEPTEMBER 2018

Porsche GT3 Cup Challenge Benelux



PORSCHE

GT3 CUP CHALLENGE
BENELUX

Lap Analysis Race 2,

-Reg.No.: C-Z-TGP-SUPP-027

8 Daan VAN KUIJK (NLD) (Porsche GT3 Cup 991) Theoretische Bestzeit: 1:35.130

Lap	D	Time	S1	S2	S3	Lap	D	Time	S1	S2	S3
1	1	1:43.994	37.013	36.064	30.917	11	1	1:36.849	31.227	34.827	30.795
2	1	1:36.552	31.003	34.888	30.661	12	1	1:35.953	30.903	34.191	30.859
3	1	1:38.368	30.704	35.043	32.621	13	1	1:37.146	31.203	35.202	30.741
4	1	1:36.728	30.790	34.950	30.988	14	1	1:37.426	31.258	35.057	31.111
5	1	1:35.961	30.551	34.642	30.768	15	1	1:36.590	31.025	34.939	30.626
6	1	1:35.624	30.709	34.527	30.388	16	1	1:37.124	31.308	35.006	30.810
7	1	1:36.318	31.114	34.572	30.632	17	1	1:38.717	31.618	36.525	30.574
8	1	1:36.312	31.284	34.570	30.458	18	1	1:37.436	31.241	35.100	31.095
9	1	1:39.023	31.938	35.059	32.026	19	1	1:37.068	31.342	35.065	30.661
10	1	1:37.333	32.170	34.723	30.440	20	1	1:38.102	31.337	35.955	30.810

16 Berkay BESLER (TUR) (Porsche GT3 Cup 991) Theoretische Bestzeit: 1:34.144

Lap	D	Time	S1	S2	S3	Lap	D	Time	S1	S2	S3
1	1	1:40.141	34.186	35.737	30.218	11	1	1:35.369	30.663	34.617	30.089
2	1	1:34.738	30.635	33.989	30.114	12	1	1:35.777	30.700	34.566	30.511
3	1	1:34.593	30.549	34.103	29.941	13	1	1:35.192	30.772	34.463	29.957
4	1	1:34.687	30.403	34.254	30.030	14	1	1:35.528	30.738	34.628	30.162
5	1	1:34.477	30.470	34.176	29.831	15	1	1:35.639	30.659	34.784	30.196
6	1	1:34.510	30.519	34.181	29.810	16	1	1:35.754	30.856	34.640	30.258
7	1	1:34.276	30.474	34.023	29.779	17	1	1:36.085	30.908	34.672	30.505
8	1	1:34.609	30.376	34.191	30.042	18	1	1:35.949	31.012	34.811	30.126
9	1	1:34.862	30.618	34.263	29.981	19	1	1:36.078	30.818	34.928	30.332
10	1	1:35.329	30.746	34.477	30.106	20	1	1:35.780	30.967	34.647	30.166

17 Jurgen VAN HOVER (BEL) (Porsche GT3 Cup 991) Theoretische Bestzeit: 1:35.061

Lap	D	Time	S1	S2	S3	Lap	D	Time	S1	S2	S3
1	1	1:40.915	34.644	35.507	30.764	11	1	1:35.353	30.570	34.311	30.472
2	1	1:36.785	31.031	34.619	31.135	12	1	1:35.784	30.747	34.487	30.550
3	1	1:36.278	31.387	34.347	30.544	13	1	1:35.579	30.721	34.619	30.239
4	1	1:35.178	30.598	34.261	30.319	14	1	1:35.621	30.657	34.396	30.568
5	1	1:35.303	30.573	34.380	30.350	15	1	1:35.499	30.684	34.443	30.372
6	1	1:35.757	30.711	34.744	30.302	16	1	1:35.755	30.773	34.587	30.395
7	1	1:35.643	30.809	34.445	30.389	17	1	1:35.750	30.666	34.443	30.641
8	1	1:35.666	30.561	34.673	30.432	18	1	1:36.295	30.864	34.837	30.594
9	1	1:35.753	30.690	34.757	30.306	19	1	1:36.184	30.919	34.740	30.525
10	1	1:35.680	30.607	34.747	30.326	20	1	1:36.327	30.763	34.770	30.794

20 Pierre PIRON (BEL) (Porsche GT3 Cup 991) Theoretische Bestzeit: 1:36.001

Lap	D	Time	S1	S2	S3	Lap	D	Time	S1	S2	S3
1	1	1:46.499	37.876	37.527	31.096	11	1	1:36.580	30.878	34.870	30.832
2	1	1:39.023	31.677	36.685	30.661	12	1	1:36.723	30.936	34.975	30.812
3	1	1:37.136	31.099	35.146	30.891	13	1	1:37.229	30.892	35.402	30.935
4	1	1:36.803	30.841	35.101	30.861	14	1	1:36.898	30.869	35.172	30.857
5	1	1:37.785	31.066	35.284	31.435	15	1	1:36.328	30.838	34.844	30.646
6	1	1:37.106	31.588	34.893	30.625	16	1	1:36.672	30.845	35.068	30.759
7	1	1:36.066	30.830	34.656	30.580	17	1	1:36.962	31.089	35.190	30.683
8	1	1:36.466	30.833	34.996	30.637	18	1	1:37.658	31.141	35.888	30.629
9	1	1:36.752	31.040	35.062	30.650	19	1	1:36.809	30.927	35.261	30.621
10	1	1:36.500	31.017	34.968	30.515	20	1	1:36.995	31.189	35.050	30.756

24 Max VAN SPLUNTEREN (NLD) (Porsche GT3 Cup 991) Theoretische Bestzeit: 1:33.480

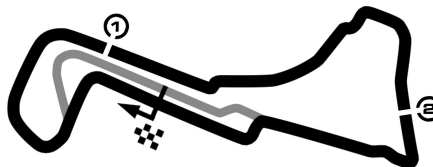
Lap	D	Time	S1	S2	S3	Lap	D	Time	S1	S2	S3
1	1	1:38.489	33.417	34.923	30.149	10	1	1:36.872	30.956	34.672	31.244
2	1	1:34.469	30.334	34.234	29.901	11	1	1:35.785	31.155	34.611	30.019
3	1	1:34.083	30.263	34.045	29.775	12	1	1:34.946	30.508	34.339	30.099
4	1	1:33.875	30.221	33.908	29.746	13	1	1:34.703	30.474	34.184	30.045
5	1	1:33.827	29.995	33.868	29.964	14	1	1:34.939	30.632	34.243	30.064
6	1	1:33.657	30.172	33.778	29.707	15	1	1:34.840	30.605	34.173	30.062
7	1	1:34.718	30.452	34.258	30.008	16	1	1:35.261	30.677	34.510	30.074
8	1	1:35.637	30.260	35.354	30.023	17	1	1:34.749	30.581	34.155	30.013
9	1	4:43.974	3:34.685	38.798	30.491	18	1	1:35.119	30.689	34.208	30.222

BELGIAN TRUCK GRAND PRIX

Circuit Zolder, length 4000 m

14-15-16 SEPTEMBER 2018

Porsche GT3 Cup Challenge Benelux



PORSCHE

**GT3 CUP CHALLENGE
BENELUX**

Lap Analysis Race 2,

-Reg.No.: C-Z-TGP-SUPP-027

53 Ayhancan GUVEN (TUR) (Porsche GT3 Cup 991)

Theoretische Bestzeit: 1:33.353

Lap	D	Time	S1	S2	S3	Lap	D	Time	S1	S2	S3
1	1	1:37.195	32.677	34.468	30.050	11	1	1:34.854	30.736	34.246	29.872
2	1	1:34.193	30.486	34.003	29.704	12	1	1:34.725	30.545	34.221	29.959
3	1	1:33.510	30.287	33.643	29.580	13	1	1:34.546	30.524	34.041	29.981
4	1	1:33.819	30.286	33.577	29.956	14	1	1:35.435	30.554	34.313	30.568
5	1	1:33.787	30.423	33.639	29.725	15	1	1:34.852	30.526	34.052	30.274
6	1	1:33.711	30.196	33.706	29.809	16	1	1:35.281	30.485	34.616	30.180
7	1	1:33.934	30.395	33.760	29.779	17	1	1:34.851	30.625	34.270	29.956
8	1	1:34.006	30.228	33.934	29.844	18	1	1:34.831	30.556	34.229	30.046
9	1	1:34.644	30.380	33.826	30.438	19	1	1:34.835	30.508	34.100	30.227
10	1	1:35.127	30.976	34.142	30.009	20	1	1:35.479	30.705	34.378	30.396

81 Bas BARENBRUG (NLD) (Porsche GT3 Cup 991)

Theoretische Bestzeit: 1:36.025

Lap	D	Time	S1	S2	S3	Lap	D	Time	S1	S2	S3
1	1	1:48.033	39.291	36.887	31.855	11	1	1:36.426	30.991	34.889	30.546
2	1	1:38.235	31.291	36.218	30.726	12	1	1:36.484	31.099	34.743	30.642
3	1	1:37.297	31.367	35.037	30.893	13	1	1:36.624	30.958	34.993	30.673
4	1	1:37.362	31.484	34.881	30.997	14	1	1:36.985	31.173	35.133	30.679
5	1	1:37.485	31.774	35.004	30.707	15	1	1:36.829	31.165	34.928	30.736
6	1	1:37.121	31.086	35.212	30.823	16	1	1:36.888	31.228	35.055	30.605
7	1	1:36.594	31.023	35.072	30.499	17	1	1:38.095	31.226	36.014	30.855
8	1	1:36.976	31.160	34.956	30.860	18	1	1:37.063	31.426	35.065	30.572
9	1	1:36.636	31.247	34.723	30.666	19	1	1:36.843	31.059	34.955	30.829
10	1	1:36.459	31.139	34.835	30.485	20	1	1:36.421	31.060	35.017	30.344

97 Nicolas SAELENS (BEL) (Porsche GT3 Cup 991)

Theoretische Bestzeit: 1:35.364

Lap	D	Time	S1	S2	S3	Lap	D	Time	S1	S2	S3
1	1	1:43.423	36.562	35.878	30.983	11	1	1:36.370	31.154	34.783	30.433
2	1	1:36.564	30.862	35.081	30.621	12	1	1:35.841	30.869	34.657	30.315
3	1	1:38.286	30.737	36.256	31.293	13	1	1:36.546	31.144	35.058	30.344
4	1	1:37.678	31.210	34.891	31.577	14	1	1:36.636	31.092	34.764	30.780
5	1	1:36.153	30.928	34.685	30.540	15	1	1:36.777	31.088	35.154	30.535
6	1	1:35.895	30.914	34.666	30.315	16	1	1:36.606	31.126	35.007	30.473
7	1	1:35.992	30.741	34.650	30.601	17	1	1:36.653	31.277	34.914	30.462
8	1	1:36.359	31.129	34.816	30.414	18	1	1:37.175	31.161	34.866	31.148
9	1	1:36.467	30.946	34.312	31.209	19	1	1:36.923	31.384	35.056	30.483
10	1	1:36.009	30.937	34.702	30.370	20	1	1:36.328	31.005	34.885	30.438

99 Dylan DERDAELE (BEL) (Porsche GT3 Cup 991)

Theoretische Bestzeit: 1:33.507

Lap	D	Time	S1	S2	S3	Lap	D	Time	S1	S2	S3
1	1	1:38.000	33.277	34.629	30.094	9	1	9:12.306	7:10.870	1:04.108	
2	1	1:34.049	30.328	33.978	29.743	10	1	2:45.290	1:36.624	37.531	31.135
3	1	1:34.350	30.386	34.063	29.901	11	1	1:36.864	31.200	35.001	30.663
4	1	1:33.662	30.146	33.629	29.887	12	1	1:35.731	30.912	34.505	30.314
5	1	1:33.995	30.237	33.760	29.998	13	1	1:35.142	30.582	34.219	30.341
6	1	1:34.073	30.182	33.618	30.273	14	1	1:35.138	30.540	34.361	30.237
7	1	1:34.628	30.564	34.094	29.970	15	1	1:35.098	30.516	34.218	30.364
8	1	1:35.978	30.454	35.278	30.246						

888 Roger GROUWELS (NLD) (Porsche GT3 Cup 991)

Theoretische Bestzeit: 1:39.601

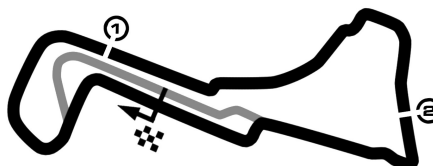
Lap	D	Time	S1	S2	S3	Lap	D	Time	S1	S2	S3
1	1	1:46.118	38.405	36.519	31.194	2	1	1:52.817	31.888	40.245	

BELGIAN TRUCK GRAND PRIX

Circuit Zolder, length 4000 m

14-15-16 SEPTEMBER 2018

Porsche GT3 Cup Challenge Benelux



PORSCHE
GT3 CUP CHALLENGE
BENELUX

Lap Analysis Race 2,

-Reg.No.: C-Z-TGP-SUPP-027

911 Edward GROUWELS (NLD) (Porsche GT3 Cup 991)

Theoretische Bestzeit: 1:35.115

Lap	D	Time	S1	S2	S3	Lap	D	Time	S1	S2	S3
1	1	1:46.996	38.826	36.788	31.382	11	1	1:36.227	31.222	34.603	30.402
2	1	1:39.468	31.527	37.246	30.695	12	1	1:37.019	31.327	34.964	30.728
3	1	1:37.357	31.364	35.040	30.953	13	1	1:37.641	31.424	35.506	30.711
4	1	1:37.110	31.606	34.691	30.813	14	1	1:36.558	31.001	34.903	30.654
5	1	1:36.294	30.968	34.086	31.240	15	1	1:36.601	31.273	34.781	30.547
6	1	1:35.825	31.188	34.460	30.177	16	1	1:36.608	31.009	35.061	30.538
7	1	1:35.839	30.852	34.622	30.365	17	1	1:37.027	31.266	35.115	30.646
8	1	1:36.474	31.062	35.000	30.412	18	1	1:38.675	31.492	36.736	30.447
9	1	1:37.219	31.402	34.306	31.511	19	1	1:37.175	31.275	35.208	30.692
10	1	1:36.625	31.365	34.747	30.513	20	1	1:36.569	31.247	34.924	30.398

918 Sandra VAN DER SLOOT (NLD) (Porsche GT3 Cup 991)

Theoretische Bestzeit: 1:35.065

Lap	D	Time	S1	S2	S3	Lap	D	Time	S1	S2	S3
1	1	1:41.690	35.597	35.459	30.634	11	1	1:35.627	30.994	34.551	30.082
2	1	1:36.276	30.934	34.875	30.467	12	1	1:35.789	30.769	34.767	30.253
3	1	1:36.504	31.427	34.885	30.192	13	1	1:37.081	31.649	35.173	30.259
4	1	1:35.081	30.649	34.347	30.085	14	1	1:35.991	30.944	34.628	30.419
5	1	1:35.675	30.860	34.589	30.226	15	1	1:36.268	30.971	34.824	30.473
6	1	1:35.581	30.860	34.652	30.069	16	1	1:35.703	30.907	34.578	30.218
7	1	1:35.413	30.672	34.544	30.197	17	1	1:36.635	31.336	35.003	30.296
8	1	1:35.719	30.767	34.608	30.344	18	1	1:36.001	31.003	34.780	30.218
9	1	1:35.898	30.835	34.761	30.302	19	1	1:36.402	30.915	34.897	30.590
10	1	1:35.489	30.758	34.522	30.209	20	1	1:35.885	30.833	34.534	30.518

991 Didier VAN DALEN (BEL) (Porsche GT3 Cup 991)

Theoretische Bestzeit: 1:35.130

Lap	D	Time	S1	S2	S3	Lap	D	Time	S1	S2	S3
1	1	1:42.198	35.924	35.621	30.653	11	1	1:35.845	30.916	34.555	30.374
2	1	1:36.312	30.988	34.845	30.479	12	1	1:36.151	31.023	34.541	30.587
3	1	1:36.344	31.180	34.906	30.258	13	1	1:36.186	31.186	34.854	30.146
4	1	1:35.224	30.717	34.385	30.122	14	1	1:36.407	30.978	34.652	30.777
5	1	1:35.588	30.836	34.540	30.212	15	1	1:35.951	30.992	34.518	30.441
6	1	1:35.771	30.724	34.652	30.395	16	1	1:35.865	31.010	34.521	30.334
7	1	1:35.419	30.623	34.526	30.270	17	1	1:36.422	31.174	34.762	30.486
8	1	1:35.500	30.679	34.566	30.255	18	1	1:36.065	31.078	34.747	30.240
9	1	1:36.365	31.142	34.686	30.537	19	1	1:36.058	31.136	34.680	30.242
10	1	1:35.852	30.878	34.507	30.467	20	1	1:36.120	30.888	34.729	30.503