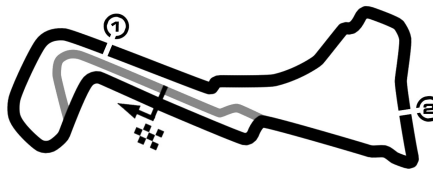


BELGIAN TRUCK GRAND PRIX

Circuit Zolder, length 4000 m

14-15-16 SEPTEMBER 2018

Porsche GT3 Cup Challenge Benelux



PORSCHE

GT3 CUP CHALLENGE
BENELUX

Lap Analysis Qualifying 2,

-Reg.No.: C-Z-TGP-SUPP-027

1 Xavier MAASSEN (NLD) (Porsche GT3 Cup 991) Theoretische Bestzeit: 1:32.788

Lap	D	Time	S1	S2	S3	Lap	D	Time	S1	S2	S3
1	0	1:40.406		33.953	35.873	4	0	1:32.966	30.055	33.476	
2	0	1:33.579	30.237	33.924	29.418	5	0	1:50.212	30.204	36.203	
3	0	1:33.224	29.894	33.631	29.699						

3 Ziad GERIS (NLD) (Porsche GT3 Cup 991) Theoretische Bestzeit: 1:34.294

Lap	D	Time	S1	S2	S3	Lap	D	Time	S1	S2	S3
1	0	1:48.923		40.702	35.569	4	0	1:34.294	30.421	34.093	29.780
2	0	1:37.149	31.255	35.556	30.338	5	0	1:34.486	30.502	34.150	29.834
3	0	1:35.064	30.660	34.436	29.968	6	0	1:55.424	33.353	40.046	

4 Menno VAN DE GRIJSPAARDE (NLD) (Porsche GT3 Cup 991) Theoretische Bestzeit: 1:34.870

Lap	D	Time	S1	S2	S3	Lap	D	Time	S1	S2	S3
1	0	1:37.581		35.736	30.147	5	0	1:35.042	30.582	34.422	30.038
2	0	1:35.274	30.720	34.531	30.023	6	0	1:35.522	30.624	34.649	30.249
3	0	1:35.088	30.666	34.488	29.934	7	0	1:53.941	30.851	39.036	
4	0	1:35.185	30.750	34.569	29.866						

5 Jesse VAN KUIJK (NLD) (Porsche GT3 Cup 991) Theoretische Bestzeit: 1:33.208

Lap	D	Time	S1	S2	S3	Lap	D	Time	S1	S2	S3
1	0	1:39.227		35.716	31.692	4	0	1:33.208	29.973	33.655	29.580
2	0	1:34.809	30.773	34.336	29.700	5	0	1:43.599	30.331	35.130	
3	0	1:34.805	31.032	34.043	29.730						

6 Yves NOEL (BEL) (Porsche GT3 Cup 991) Theoretische Bestzeit: 1:38.622

Lap	D	Time	S1	S2	S3	Lap	D	Time	S1	S2	S3
1	0	1:42.272		38.408	31.363	3	0	1:38.631	31.951	35.741	
2	0	1:38.877	31.796	35.996	31.085	4	0	2:08.405	32.969	47.290	

8 Daan VAN KUIJK (NLD) (Porsche GT3 Cup 991) Theoretische Bestzeit: 1:36.168

Lap	D	Time	S1	S2	S3	Lap	D	Time	S1	S2	S3
1	0	1:40.616		37.652	31.944	3	0	1:49.533	33.416	37.880	
2	0	1:36.168	30.673	35.076	30.419	4	0	3:02.140	1:45.610	35.557	

16 Berkay BESLER (TUR) (Porsche GT3 Cup 991) Theoretische Bestzeit: 1:33.449

Lap	D	Time	S1	S2	S3	Lap	D	Time	S1	S2	S3
1	0	1:35.179		34.511	29.851	4	0	1:35.133	30.229	33.953	30.951
2	0	1:33.665	30.236	33.962	29.467	5	0	1:36.189	30.356	35.936	29.897
3	0	1:33.606	30.078	33.904	29.624	6	0	1:46.811	30.491	35.736	

17 Jurgen VAN HOVER (BEL) (Porsche GT3 Cup 991) Theoretische Bestzeit: 1:34.184

Lap	D	Time	S1	S2	S3	Lap	D	Time	S1	S2	S3
1	0	1:36.519		34.593	31.030	4	0	1:35.115	30.497	34.099	30.519
2	0	1:34.184	30.357	34.054	29.773	5	0	2:08.672	35.250	45.276	
3	0	1:34.460	30.422	34.210	29.828						

20 Pierre PIRON (BEL) (Porsche GT3 Cup 991) Theoretische Bestzeit: 1:35.618

Lap	D	Time	S1	S2	S3	Lap	D	Time	S1	S2	S3
1	0	1:42.296		37.712	31.529	4	0	1:35.822	30.904	34.585	30.333
2	0	1:37.065	31.099	35.105	30.861	5	0	1:36.263	30.859	35.057	30.347
3	0	1:35.807	30.884	34.749	30.174	6	0	2:10.048	43.466	39.481	

24 Max VAN SPLUNTEREN (NLD) (Porsche GT3 Cup 991) Theoretische Bestzeit: 1:32.371

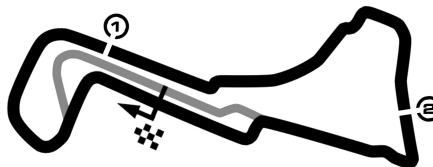
Lap	D	Time	S1	S2	S3	Lap	D	Time	S1	S2	S3
1	0	1:40.618		37.456	32.441	4	0	1:32.706	29.884	33.260	29.562
2	0	1:33.107	29.931	33.634	29.542	5	0	1:44.235	30.796	35.319	
3	0	1:32.452	29.792	33.341	29.319						

BELGIAN TRUCK GRAND PRIX

Circuit Zolder, length 4000 m

14-15-16 SEPTEMBER 2018

Porsche GT3 Cup Challenge Benelux



PORSCHE

**GT3 CUP CHALLENGE
BENELUX**

Lap Analysis Qualifying 2,

-Reg.No.: C-Z-TGP-SUPP-027

53 Ayhancan GUVEN (TUR) (Porsche GT3 Cup 991)

Theoretische Bestzeit: 1:31.853

Lap	D	Time	S1	S2	S3	Lap	D	Time	S1	S2	S3
1	0	1:36.704		34.994	31.327	4	0	1:32.996	29.936	33.469	29.591
2	0	1:31.853	29.627	33.121	29.105	5	0	2:12.468	35.763	51.490	
3	0	1:32.349	29.727	33.256	29.366						

81 Bas BARENBRUG (NLD) (Porsche GT3 Cup 991)

Theoretische Bestzeit: 1:35.055

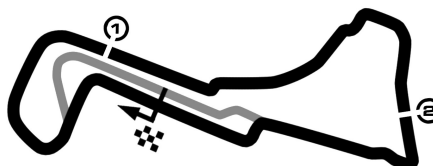
Lap	D	Time	S1	S2	S3	Lap	D	Time	S1	S2	S3
1	0	1:40.578		36.618	31.390	5	0	1:49.691	33.914	41.930	33.847
2	0	1:36.137	30.904	34.667	30.566	6	0	1:36.097	30.925	34.690	30.482
3	0	1:35.641	30.872	34.680	30.089	7	0	2:01.978	34.808	41.298	
4	0	1:35.055	30.424	34.645	29.986						

BELGIAN TRUCK GRAND PRIX

Circuit Zolder, length 4000 m

14-15-16 SEPTEMBER 2018

Porsche GT3 Cup Challenge Benelux



PORSCHE
GT3 CUP CHALLENGE
BENELUX

Lap Analysis Qualifying 2,

-Reg.No.: C-Z-TGP-SUPP-027

97 Nicolas SAELENS (BEL) (Porsche GT3 Cup 991)

Theoretische Bestzeit: 1:34.348

Lap	D	Time	S1	S2	S3	Lap	D	Time	S1	S2	S3
1	0	1:38.040		35.175	30.819	4	0	1:34.932	31.026	33.939	29.967
2	0	1:35.559	30.878	34.667	30.014	5	0	1:34.921	30.756	34.018	30.147
3	0	1:34.849	30.442	34.292	30.115	6	0	1:46.349	32.093	35.063	

99 Dylan DERDAELE (BEL) (Porsche GT3 Cup 991)

Theoretische Bestzeit: 1:32.903

Lap	D	Time	S1	S2	S3	Lap	D	Time	S1	S2	S3
1	0	1:40.453		36.916	32.056	4	0	1:32.961	29.877	33.451	29.633
2	0	1:33.763	30.273	33.867	29.623	5	0	1:45.052	30.184	36.303	
3	0	1:33.046	29.985	33.486	29.575						

888 Roger GROUWELS (NLD) (Porsche GT3 Cup 991)

Theoretische Bestzeit: 1:34.006

Lap	D	Time	S1	S2	S3	Lap	D	Time	S1	S2	S3
1	0	1:54.342		38.310	34.714	5	0	1:41.563	30.252	35.278	36.033
2	0	1:52.204	32.280	45.821	34.103	6	0	1:34.126	30.253	33.837	30.036
3	0	1:35.523	30.436	34.924	30.163	7	0	2:08.961	36.359	45.032	
4	0	1:34.369	30.322	34.130	29.917						

911 Edward GROUWELS (NLD) (Porsche GT3 Cup 991)

Theoretische Bestzeit: 1:34.894

Lap	D	Time	S1	S2	S3	Lap	D	Time	S1	S2	S3
1	0	1:43.184		36.733	33.629	5	0	1:36.323	30.681	34.059	31.583
2	0	1:36.060	31.092	34.529	30.439	6	0	1:47.767	33.930	39.874	33.963
3	0	1:36.184	30.765	34.828	30.591	7	0	1:35.250	30.815	34.281	30.154
4	0	1:37.273	30.712	35.905	30.656	8	0	2:10.217	37.640	44.736	

918 Sandra VAN DER SLOOT (NLD) (Porsche GT3 Cup 991)

Theoretische Bestzeit: 1:34.059

Lap	D	Time	S1	S2	S3	Lap	D	Time	S1	S2	S3
1	0	1:38.298		36.771	30.361	4	0	1:34.380	30.567	34.029	29.784
2	0	1:34.881	30.485	34.595	29.801	5	0	1:35.177	30.578	34.269	30.330
3	0	1:35.135	30.385	33.890	30.860	6	0	1:46.489	30.673	34.247	

991 Didier VAN DALEN (BEL) (Porsche GT3 Cup 991)

Theoretische Bestzeit: 1:34.424

Lap	D	Time	S1	S2	S3	Lap	D	Time	S1	S2	S3
1	0	1:41.212		36.912	32.969	4	0	1:35.084	30.454	34.428	30.202
2	0	1:34.994	30.721	34.306	29.967	5	0	1:45.329	30.495	34.311	
3	0	1:34.424	30.428	34.228	29.768						