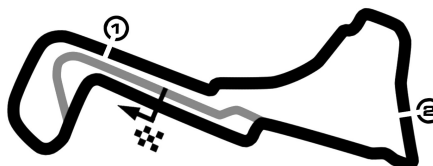


BELGIAN TRUCK GRAND PRIX

Circuit Zolder, length 4000 m

14-15-16 SEPTEMBER 2018

Porsche GT3 Cup Challenge Benelux



PORSCHE
GT3 CUP CHALLENGE
BENELUX

Lap Analysis Free testing,

-Reg.No.: C-Z-TGP-SUPP-027

1 Xavier MAASSEN (NLD) (Porsche GT3 Cup 991) Theoretische Bestzeit: 1:34.329

Lap	D	Time	S1	S2	S3	Lap	D	Time	S1	S2	S3
1	0	1:41.834		37.864	31.026	12	0	3:04.902	1:58.983	35.288	30.631
2	0	1:45.725	31.222	34.985		13	0	1:35.023	30.756	34.344	29.923
3	0	4:34.302	3:16.993	35.755		14	0	1:36.512	31.486	35.006	30.020
4	0	2:03.111	52.796	39.935	30.380	15	0	1:35.145	30.822	34.226	30.097
5	0	1:35.120	30.747	34.331	30.042	16	0	1:35.129	30.699	34.233	30.197
6	0	1:34.990	30.641	34.323	30.026	17	0	1:42.858	30.730	34.194	
7	0	1:34.329	30.384	34.061	29.884	18	0	2:42.952	1:37.828	34.854	30.270
8	0	1:43.875	30.792	34.512		19	0	1:35.323	30.705	34.524	30.094
9	0	3:10.994	2:05.905	35.052	30.037	20	0	1:35.257	30.838	34.352	30.067
10	0	1:35.515	30.827	34.513	30.175	21	0	1:35.013	30.957	34.094	29.962
11	0	1:44.552	30.940	34.852		22	0	1:44.251	30.726	34.259	

3 Ziad GERIS (NLD) (Porsche GT3 Cup 991) Theoretische Bestzeit:

Lap	D	Time	S1	S2	S3	Lap	D	Time	S1	S2	S3
1	0	1:39.724				11	0	7:19.464			
2	0	1:37.558				12	0	1:38.241			
3	0	1:36.478				13	0	1:38.323			
4	0	1:38.268				14	0	1:35.717			
5	0	1:37.717				15	0	1:35.447			
6	0	5:55.371				16	0	3:18.985			
7	0	1:36.840				17	0	1:57.943			
8	0	1:36.858				18	0	1:35.847			
9	0	1:36.623				19	0	1:36.566			
10	0	1:36.870				20	0	1:35.712			

4 Menno VAN DE GRIJSPAARDE (NLD) (Porsche GT3 Cup 991) Theoretische Bestzeit: 1:34.869

Lap	D	Time	S1	S2	S3	Lap	D	Time	S1	S2	S3
1	0	1:43.889		40.263	31.179	10	0	1:36.451	31.103	34.799	30.549
2	0	1:37.586	31.593	35.326	30.667	11	0	1:49.116	32.403	35.119	
3	0	1:38.655	31.320	36.381	30.954	12	0	5:59.160	4:38.296	45.632	35.232
4	0	1:36.899	31.165	35.098	30.636	13	0	1:44.570	31.769	35.107	37.694
5	0	1:37.150	31.473	35.161	30.516	14	0	1:40.604	31.578	34.875	34.151
6	0	1:49.252	31.171	35.349		15	0	1:35.137	30.657	34.504	29.976
7	0	3:58.649	2:41.505	38.228	38.916	16	0	1:35.024	30.755	34.386	29.883
8	0	1:37.186	31.559	35.131	30.496	17	0	1:34.967	30.755	34.345	29.867
9	0	1:36.668	31.254	34.980	30.434	18	0	1:49.918	31.407	34.898	

5 Jesse VAN KUIJK (NLD) (Porsche GT3 Cup 991) Theoretische Bestzeit: 1:34.793

Lap	D	Time	S1	S2	S3	Lap	D	Time	S1	S2	S3
1	0	1:42.076		36.772	31.065	8	0	1:34.810	30.635	34.304	29.871
2	0	1:38.147	31.857	35.622	30.668	9	0	1:49.404	31.205	36.644	
3	0	1:45.666	31.560	35.264		10	0	5:26.366	4:20.577	35.554	30.235
4	0	5:03.251	3:51.012	40.379	31.860	11	0	1:36.029	31.075	34.623	30.331
5	0	1:37.905	31.897	35.660	30.348	12	0	1:35.132	30.817	34.461	29.854
6	0	1:35.272	30.949	34.392	29.931	13	0	1:35.655	30.904	34.586	30.165
7	0	1:34.974	30.747	34.305	29.922	14	0	1:44.393	31.033	34.695	

6 Yves NOEL (BEL) (Porsche GT3 Cup 991) Theoretische Bestzeit: 1:39.073

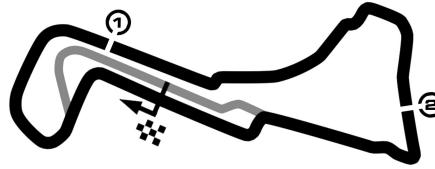
Lap	D	Time	S1	S2	S3	Lap	D	Time	S1	S2	S3
1	0	1:47.007		38.698	32.230	9	0	1:39.338	32.141	35.839	31.358
2	0	1:45.160	34.204	37.889	33.067	10	0	1:51.666	33.652	36.542	
3	0	1:43.775	33.528	38.268	31.979	11	0	6:46.061	5:36.722	37.621	31.718
4	0	1:51.409	33.204	37.251		12	0	1:40.359	32.692	36.170	31.497
5	0	3:34.286	2:24.969	36.752	32.565	13	0	1:39.576	32.329	35.951	31.296
6	0	1:41.035	32.743	36.806	31.486	14	0	1:39.858	32.316	36.221	31.321
7	0	1:39.497	32.372	35.924	31.201	15	0	2:27.538	37.758	51.750	
8	0	1:40.757	32.033	36.630	32.094						

BELGIAN TRUCK GRAND PRIX

Circuit Zolder, length 4000 m

14-15-16 SEPTEMBER 2018

Porsche GT3 Cup Challenge Benelux



PORSCHE

GT3 CUP CHALLENGE
BENELUX

Lap Analysis Free testing,

-Reg.No.: C-Z-TGP-SUPP-027

8 Daan VAN KUIJK (NLD) (Porsche GT3 Cup 991)

Theoretische Bestzeit: 1:34.730

Lap	D	Time	S1	S2	S3	Lap	D	Time	S1	S2	S3
1	0	2:29.919		41.934	32.930	12	0	1:35.613	30.921	33.954	30.738
2	0	1:38.529	32.040	35.597	30.892	13	0	1:35.387	30.910	34.025	30.452
3	0	1:37.184	31.480	34.972	30.732	14	0	1:35.233	30.740	34.193	30.300
4	0	1:38.980	31.247	34.924	32.809	15	0	1:35.472	30.819	34.061	30.592
5	0	1:37.972	31.433	35.273	31.266	16	0	1:46.500	31.287	35.196	
6	0	1:37.558	31.400	34.788	31.370	17	0	4:23.150	3:18.631	34.291	30.228
7	0	1:38.357	31.381	35.575	31.401	18	0	1:35.182	30.726	33.980	30.476
8	0	1:48.523	31.637	34.936		19	0	1:36.284	31.263	34.574	30.447
9	0	4:15.744	2:58.839	43.758	33.147	20	0	1:35.169	30.864	33.776	30.529
10	0	1:40.583	32.972	36.305	31.306	21	0	1:51.677	31.960	34.584	
11	0	1:37.129	31.289	34.703	31.137						

16 Berkay BESLER (TUR) (Porsche GT3 Cup 991)

Theoretische Bestzeit: 1:36.660

Lap	D	Time	S1	S2	S3	Lap	D	Time	S1	S2	S3
1	0	1:39.396		36.051	31.081	10	0	1:37.022	31.341	35.161	30.520
2	0	1:38.171	32.119	35.536	30.516	11	0	1:37.759	31.697	35.183	30.879
3	0	1:37.018	31.270	35.242	30.506	12	0	1:38.598	31.712	35.779	31.107
4	0	1:36.888	31.220	35.184	30.484	13	0	1:37.596	31.663	35.416	30.517
5	0	1:37.328	31.469	35.196	30.663	14	0	1:38.225	31.974	35.675	30.576
6	0	1:37.355	31.291	35.004	31.060	15	0	1:47.069	31.643	36.327	
7	0	1:47.031	31.500	35.437		16	0	4:48.410	3:41.783	35.897	30.730
8	0	5:12.091	4:05.898	35.434	30.759	17	0	1:37.903	31.926	35.425	30.552
9	0	1:37.264	31.638	35.190	30.436	18	0	1:48.568	31.757	37.410	

17 Jurgen VAN HOVER (BEL) (Porsche GT3 Cup 991)

Theoretische Bestzeit: 1:36.313

Lap	D	Time	S1	S2	S3	Lap	D	Time	S1	S2	S3
1	0	1:40.739		36.714	31.319	13	0	1:36.530	31.142	34.965	30.423
2	0	1:40.319	32.157	36.771	31.391	14	0	1:36.811	31.090	35.005	30.716
3	0	1:38.420	32.365	35.322	30.733	15	0	1:36.786	31.366	34.830	30.590
4	0	1:37.266	31.647	35.100	30.519	16	0	1:36.901	31.280	34.896	30.725
5	0	1:37.670	31.348	35.384	30.938	17	0	1:36.875	31.090	34.998	30.787
6	0	1:37.914	31.707	35.531	30.676	18	0	1:36.857	31.274	34.849	30.734
7	0	1:37.340	31.411	35.121	30.808	19	0	1:37.034	31.136	34.937	30.961
8	0	1:38.247	31.890	35.506	30.851	20	0	1:37.218	31.361	34.938	30.919
9	0	1:53.932	31.651	35.506		21	0	1:55.993	33.517	37.187	
10	0	7:53.166	6:45.697	36.411	31.058	22	0	2:18.136	1:03.089	39.140	35.907
11	0	1:37.629	31.377	35.558	30.694	23	0	1:50.074	31.515	35.034	
12	0	1:36.843	31.374	34.800	30.669						

20 Pierre PIRON (BEL) (Porsche GT3 Cup 991)

Theoretische Bestzeit: 1:38.875

Lap	D	Time	S1	S2	S3	Lap	D	Time	S1	S2	S3
1	0	1:46.484		39.678	32.806	3	0	2:36.131	31.935	35.659	
2	0	1:40.830	33.175	36.374	31.281						

24 Max VAN SPLUNTEREN (NLD) (Porsche GT3 Cup 991)

Theoretische Bestzeit: 1:33.057

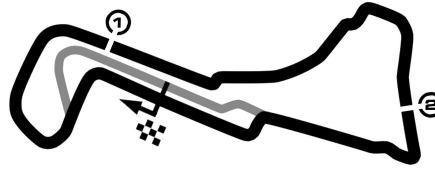
Lap	D	Time	S1	S2	S3	Lap	D	Time	S1	S2	S3
1	0	1:46.892		40.153	30.602	10	0	1:35.213	30.682	34.314	30.217
2	0	1:35.776	30.858	34.585	30.333	11	0	1:44.034	30.685	34.584	
3	0	1:34.570	30.605	34.155	29.810	12	0	5:07.255	3:44.439	45.602	37.214
4	0	1:36.689	30.720	35.924	30.045	13	0	1:51.001	34.928	41.310	34.763
5	0	1:45.201	30.582	34.616		14	0	1:38.571	30.797	34.316	33.458
6	0	3:49.703	2:44.053	34.343	31.307	15	0	1:33.375	30.273	33.574	29.528
7	0	1:36.263	30.659	35.458	30.146	16	0	1:36.428	30.052	35.537	30.839
8	0	1:35.136	30.600	34.453	30.083	17	0	1:33.569	30.152	33.986	29.431
9	0	1:34.758	30.618	34.277	29.863	18	0	1:41.820	30.194	33.853	

BELGIAN TRUCK GRAND PRIX

Circuit Zolder, length 4000 m

14-15-16 SEPTEMBER 2018

Porsche GT3 Cup Challenge Benelux



PORSCHE

**GT3 CUP CHALLENGE
BENELUX**

Lap Analysis Free testing,

-Reg.No.: C-Z-TGP-SUPP-027

53 Ayhancan GUVEN (TUR) (Porsche GT3 Cup 991)						Theoretische Bestzeit: 1:35.454					
Lap	D	Time	S1	S2	S3	Lap	D	Time	S1	S2	S3
1	0	1:39.620		35.567	31.342	7	0	1:37.353	31.022	35.842	30.489
2	0	1:37.348	31.409	35.112	30.827	8	0	1:36.108	30.970	34.688	30.450
3	0	1:36.371	31.147	34.576	30.648	9	0	1:36.089	31.061	34.429	30.599
4	0	1:35.572	31.031	34.297	30.244	10	0	1:36.211	31.037	34.662	30.512
5	0	1:45.349	30.913	35.021		11	0	1:43.509	30.927	34.395	
6	0	10:48.275	9:43.314	34.672	30.289						

81 Bas BARENBRUG (NLD) (Porsche GT3 Cup 991)						Theoretische Bestzeit: 1:36.579					
Lap	D	Time	S1	S2	S3	Lap	D	Time	S1	S2	S3
1	0	2:02.129		47.779	36.484	12	0	1:47.502	31.363	35.670	
2	0	1:44.625	33.970	37.570	33.085	13	0	3:46.992	2:39.400	36.504	31.088
3	0	1:55.312	34.961	43.635	36.716	14	0	1:39.278	31.417	36.194	31.667
4	0	1:55.634	33.358	36.865		15	0	1:37.629	31.420	35.495	30.714
5	0	3:17.706	2:10.131	36.371	31.204	16	0	1:37.507	31.418	35.585	30.504
6	0	1:38.227	31.628	35.652	30.947	17	0	1:36.832	31.169	35.180	30.483
7	0	1:37.622	31.470	35.081	31.071	18	0	1:37.691	31.207	35.437	31.047
8	0	1:37.013	31.359	34.927	30.727	19	0	1:51.500	31.174	35.649	
9	0	1:37.403	31.343	35.280	30.780	20	0	3:12.558	2:04.568	35.935	32.055
10	0	1:37.879	31.177	35.397	31.305	21	0	1:37.181	31.202	35.454	30.525
11	0	1:38.013	32.179	35.302	30.532	22	0	1:57.429	31.200	35.367	

97 Nicolas SAELENS (BEL) (Porsche GT3 Cup 991)						Theoretische Bestzeit: 1:35.195					
Lap	D	Time	S1	S2	S3	Lap	D	Time	S1	S2	S3
1	0	1:43.176		37.725	31.454	11	0	1:35.380	30.863	34.307	30.210
2	0	1:38.670	32.196	35.693	30.781	12	0	1:35.472	30.875	34.122	30.475
3	0	1:39.644	32.385	35.328	31.931	13	0	1:46.459	32.368	35.626	
4	0	1:38.350	32.827	34.985	30.538	14	0	5:10.358	4:00.382	38.449	31.527
5	0	1:36.199	31.171	34.708	30.320	15	0	1:36.172	31.161	34.391	30.620
6	0	1:36.332	31.250	34.830	30.252	16	0	1:36.618	31.168	34.884	30.566
7	0	1:44.734	31.529	35.157		17	0	1:38.448	31.749	35.534	31.165
8	0	4:41.468	3:30.144	40.061	31.263	18	0	1:37.018	31.148	35.351	30.519
9	0	1:36.217	31.294	34.676	30.247	19	0	1:44.806	33.185	39.236	32.385
10	0	1:36.136	30.901	34.446	30.789	20	0	1:49.522	31.573	36.536	

99 Dylan DERDAELE (BEL) (Porsche GT3 Cup 991)						Theoretische Bestzeit: 1:36.950					
Lap	D	Time	S1	S2	S3	Lap	D	Time	S1	S2	S3
1	0	1:41.258		36.899	31.272	6	0	7:23.260	6:14.629	37.176	31.455
2	0	1:46.343	31.784	35.135		7	0	1:48.181	31.853	35.469	
3	0	8:27.749	7:21.684	35.112	30.953	8	0	9:50.344	8:44.049	35.595	30.700
4	0	1:36.977	31.356	35.093	30.528	9	0	1:39.107	32.504	35.719	30.884
5	0	1:47.490	31.381	35.066		10	0	1:47.166	31.836	35.925	

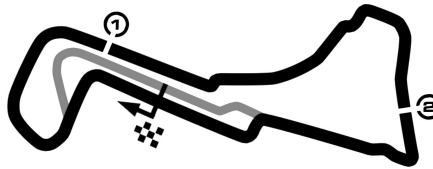
888 Roger GROUWELS (NLD) (Porsche GT3 Cup 991)						Theoretische Bestzeit: 1:35.513					
Lap	D	Time	S1	S2	S3	Lap	D	Time	S1	S2	S3
1	0	1:49.074		40.439	33.795	11	0	1:37.037	31.791	34.718	30.528
2	0	1:43.756	34.169	37.087	32.500	12	0	1:36.280	31.215	34.606	30.459
3	0	1:36.999	31.785	34.895	30.319	13	0	1:35.513	30.884	34.353	30.276
4	0	1:37.191	31.204	35.314	30.673	14	0	1:51.265	32.014	35.076	
5	0	1:36.803	31.654	34.809	30.340	15	0	4:27.417	3:20.797	35.936	30.684
6	0	1:36.439	31.230	34.756	30.453	16	0	1:36.187	31.234	34.620	30.333
7	0	1:52.947	33.718	38.832		17	0	1:36.293	31.226	34.767	30.300
8	0	3:46.172	2:39.614	35.469	31.089	18	0	1:43.378	34.688	37.689	31.001
9	0	1:36.402	31.318	34.721	30.363	19	0	1:45.861	31.533	34.641	
10	0	1:41.014	32.656	36.620	31.738						

BELGIAN TRUCK GRAND PRIX

Circuit Zolder, length 4000 m

14-15-16 SEPTEMBER 2018

Porsche GT3 Cup Challenge Benelux



PORSCHE

**GT3 CUP CHALLENGE
BENELUX**

Lap Analysis Free testing,

-Reg.No.: C-Z-TGP-SUPP-027

911 Edward GROUWELS (NLD) (Porsche GT3 Cup 991)

Theoretische Bestzeit: 1:35.929

Lap	D	Time	S1	S2	S3	Lap	D	Time	S1	S2	S3
1	0	2:00.663		40.689		10	0	1:36.284	31.290	34.775	30.219
2	0	2:53.911	1:44.242	38.012	31.657	11	0	1:36.099	31.230	34.783	30.086
3	0	1:39.308	32.131	36.254	30.923	12	0	1:47.498	31.249	35.030	
4	0	1:37.392	31.628	35.122	30.642	13	0	4:28.754	3:20.887	36.795	31.072
5	0	1:48.214	31.562	35.059		14	0	1:36.674	31.254	34.934	30.486
6	0	4:26.054	3:19.095	35.807	31.152	15	0	1:36.129	31.096	34.793	30.240
7	0	1:37.042	31.386	35.233	30.423	16	0	1:48.399	31.120	35.141	
8	0	1:39.937	31.423	36.592	31.922	17	0	2:00.758	54.481	35.820	30.457
9	0	1:37.395	32.145	34.781	30.469	18	0	1:50.003	31.068	34.900	

918 Sandra VAN DER SLOOT (NLD) (Porsche GT3 Cup 991)

Theoretische Bestzeit: 1:34.972

Lap	D	Time	S1	S2	S3	Lap	D	Time	S1	S2	S3
1	0	1:52.332		43.266	32.086	12	0	1:37.907	31.700	35.495	30.712
2	0	1:39.242	32.753	35.916	30.573	13	0	1:48.346	31.623	35.287	
3	0	1:37.725	31.920	35.180	30.625	14	0	5:13.474	4:05.866	36.797	30.811
4	0	1:36.846	31.632	34.904	30.310	15	0	1:40.334	32.290	37.323	30.721
5	0	1:36.242	31.350	34.638	30.254	16	0	1:36.085	31.266	34.559	30.260
6	0	1:35.986	31.335	34.449	30.202	17	0	1:35.594	30.921	34.321	30.352
7	0	1:49.296	31.408	35.933		18	0	1:35.370	30.809	34.512	30.049
8	0	8:02.935	6:41.307	44.431	37.197	19	0	1:35.209	30.740	34.183	30.286
9	0	1:42.745	35.052	37.131	30.562	20	0	1:36.360	30.882	34.602	30.876
10	0	1:36.723	31.416	34.949	30.358	21	0	1:44.955	31.039	34.703	
11	0	1:36.676	31.364	34.744	30.568						

991 Didier VAN DALEN (BEL) (Porsche GT3 Cup 991)

Theoretische Bestzeit: 1:36.409

Lap	D	Time	S1	S2	S3	Lap	D	Time	S1	S2	S3
1	0	3:51.682		39.828	32.395	12	0	1:36.804	31.600	34.787	30.417
2	0	1:44.160	33.843	37.462	32.855	13	0	1:37.136	31.547	35.076	30.513
3	0	1:40.268	32.596	36.559	31.113	14	0	1:37.437	31.615	35.332	30.490
4	0	1:38.497	32.217	35.822	30.458	15	0	1:37.245	31.772	35.024	30.449
5	0	1:37.400	31.612	35.332	30.456	16	0	1:38.093	31.764	35.789	30.540
6	0	1:38.080	32.090	35.460	30.530	17	0	1:46.612	31.930	34.845	
7	0	1:37.409	31.760	35.200	30.449	18	0	6:28.562	5:21.631	35.969	30.962
8	0	1:36.540	31.208	34.784	30.548	19	0	1:37.165	31.725	34.886	30.554
9	0	1:49.302	32.201	35.831		20	0	1:39.414	32.520	35.065	31.829
10	0	4:38.198	3:25.800	39.189	33.209	21	0	1:48.083	32.429	35.150	
11	0	1:37.548	31.841	35.136	30.571						