

BELGIAN TRUCK GRAND PRIX

Circuit Zolder, length 4000 m

14-15-16 SEPTEMBER 2018

FIA European Truck Racing Championship

Lap Analysis Championship Race 2,

FIA-Visa.No.: 6ETRC-BEL 23.08.2018

1 Adam LACKO , FREIGHTLINER / CZE

Theoretische Bestzeit: 1:58.97

Lap	Time	S1	S2	S3	Lap	Time	S1	S2	S3
1	2:08.842	44.642	46.563	37.637	6	1:59.454	38.514	43.432	37.508
2	1:59.926	38.426	43.817	37.683	7	1:59.633	38.527	43.416	37.690
3	1:59.632	38.464	43.622	37.546	8	1:59.868	38.743	43.439	37.686
4	2:00.953	38.400	44.972	37.581	9	2:05.292	39.355	43.608	42.329
5	1:58.973	38.318	43.334	37.321	10	2:45.972	49.542	55.707	

2 Jochen HAHN , IVECO / DEU

Theoretische Bestzeit: 1:58.94

Lap	Time	S1	S2	S3	Lap	Time	S1	S2	S3
1	2:05.644	43.581	43.989	38.074	7	1:59.643	38.290	43.419	37.934
2	1:59.351	38.268	43.311	37.772	8	1:59.522	38.373	43.749	37.400
3	1:59.491	38.301	43.561	37.629	9	1:59.796	38.377	43.723	37.696
4	1:59.828	38.233	43.931	37.664	10	1:59.918	38.510	43.608	37.800
5	1:59.454	38.231	43.385	37.838	11	2:00.446	38.796	43.966	37.684
6	2:00.029	38.366	43.948	37.715	12	2:01.709	39.868	43.877	37.964

3 Norbert KISS , MERCEDES BENZ / HUN

Theoretische Bestzeit: 1:59.84

Lap	Time	S1	S2	S3	Lap	Time	S1	S2	S3
1	2:07.953	44.059	46.048	37.846	7	2:00.526	38.602	43.831	38.093
2	1:59.994	38.434	43.818	37.742	8	2:00.412	38.647	43.727	38.038
3	2:00.093	38.577	43.709	37.807	9	2:00.730	38.731	43.814	38.185
4	2:02.737	38.646	46.391	37.700	10	2:01.026	38.911	43.765	38.350
5	2:00.789	38.718	44.128	37.943	11	2:01.350	38.837	44.465	38.048
6	2:00.519	38.821	43.803	37.895	12	2:00.701	38.651	43.908	38.142

7 Jamie ANDERSON , MAN / GBR

Theoretische Bestzeit: 2:00.05

Lap	Time	S1	S2	S3	Lap	Time	S1	S2	S3
1	2:13.143	46.824	46.857	39.462	7	2:00.482	39.018	43.584	37.880
2	2:02.350	39.082	44.557	38.711	8	2:00.759	38.719	44.291	37.749
3	2:01.999	38.924	44.568	38.507	9	2:00.842	38.913	43.946	37.983
4	2:01.966	38.947	44.375	38.644	10	2:00.887	38.964	43.706	38.217
5	2:02.705	39.051	45.242	38.412	11	2:01.284	38.891	44.204	38.189
6	2:01.274	38.933	44.388	37.953	12	2:01.173	38.832	43.808	38.533

11 Andre KURSIM , IVECO / DEU

Theoretische Bestzeit: 1:59.12

Lap	Time	S1	S2	S3	Lap	Time	S1	S2	S3
1	2:04.278	42.710	43.841	37.727	7	1:59.953	38.356	43.824	37.773
2	1:59.311	38.133	43.561	37.617	8	2:00.370	38.733	43.799	37.838
3	1:59.607	38.217	43.790	37.600	9	1:59.987	38.634	43.427	37.926
4	1:59.528	38.458	43.394	37.676	10	1:59.979	38.436	43.572	37.971
5	1:59.780	38.567	43.440	37.773	11	2:00.678	38.613	44.069	37.996
6	1:59.514	38.354	43.548	37.612	12	2:02.650	40.165	44.273	38.212

12 Ray COLEMAN , MAN / GBR

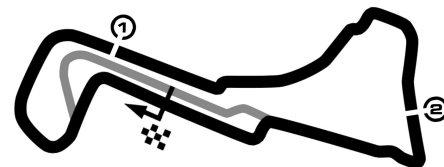
Theoretische Bestzeit: 2:01.97

Lap	Time	S1	S2	S3	Lap	Time	S1	S2	S3
1	2:14.753	47.345	46.979	40.429	7	2:03.622	39.534	45.411	38.677
2	2:03.782	38.818	44.950	40.014	8	2:03.231	39.242	45.059	38.930
3	2:03.187	38.985	44.927	39.275	9	2:04.400	39.866	45.710	38.824
4	2:04.917	38.840	46.961	39.116	10	2:04.033	39.049	44.957	40.027
5	2:03.009	39.221	44.840	38.948	11	2:06.829	39.919	45.649	41.261
6	2:03.787	39.365	44.480	39.942	12	2:05.432	39.405	45.895	40.132

14 José J.RODRIGUES , MAN / PRT

Theoretische Bestzeit: 1:59.63

Lap	Time	S1	S2	S3	Lap	Time	S1	S2	S3
1	2:10.139	45.149	46.851	38.139	7	1:59.984	38.716	43.533	37.735
2	2:00.386	38.620	43.964	37.802	8	2:00.653	38.970	43.647	38.036
3	1:59.633	38.615	43.406	37.612	9	2:00.475	38.705	43.996	37.774
4	2:01.111	38.890	44.468	37.753	10	2:01.265	38.999	44.267	37.999
5	2:00.625	38.751	44.182	37.692	11	2:01.356	38.880	44.405	38.071
6	2:01.163	38.875	44.655	37.633	12	2:01.166	38.910	44.079	38.177



BELGIAN TRUCK GRAND PRIX

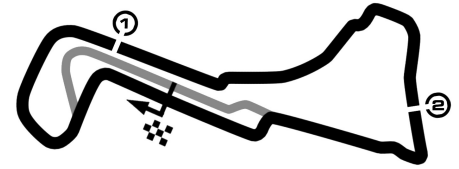
Circuit Zolder, length 4000 m

14-15-16 SEPTEMBER 2018

FIA European Truck Racing Championship

Lap Analysis Championship Race 2,

FIA-Visa.No.: 6ETRC-BEL 23.08.2018



BELGIAN TRUCK GRAND PRIX

Circuit Zolder, length 4000 m

14-15-16 SEPTEMBER 2018

FIA European Truck Racing Championship

Lap Analysis Championship Race 2,

FIA-Visa.No.: 6ETRC-BEL 23.08.2018

15 Erwin KLEINNAGELVOORT , SCANIA / NLD

Theoretische Bestzeit: 2:03.23

Lap	Time	S1	S2	S3	Lap	Time	S1	S2	S3
1	2:17.452	48.273	48.862	40.317	7	2:04.280	39.752	44.971	39.557
2	2:04.183	39.539	45.154	39.490	8	2:05.640	39.795	46.299	39.546
3	2:04.257	39.218	45.392	39.647	9	2:11.382	39.274	45.965	
4	2:10.267	39.702	45.073		10	2:25.377	1:00.083	45.825	39.469
5	2:22.137	57.815	45.232	39.090	11	2:03.996	39.570	45.071	39.355
6	2:04.116	39.412	44.949	39.755	12	2:03.909	39.550	44.931	39.428

17 Shane BRERETON , MAN / GBR

Theoretische Bestzeit: 2:00.44

Lap	Time	S1	S2	S3	Lap	Time	S1	S2	S3
1	2:11.515	45.543	46.826	39.146	7	2:01.399	38.697	44.340	38.362
2	2:01.082	38.465	44.423	38.194	8	2:01.547	38.969	44.239	38.339
3	2:01.363	38.929	44.111	38.323	9	2:01.818	39.153	44.167	38.498
4	2:01.407	38.783	44.351	38.273	10	2:01.983	38.871	44.544	38.568
5	2:00.750	38.770	44.037	37.943	11	2:02.182	38.624	44.770	38.788
6	2:01.895	38.838	44.639	38.418	12	2:01.932	38.888	44.082	38.962

22 Oliver JANES , FREIGHTLINER / GBR

Theoretische Bestzeit: 2:00.21

Lap	Time	S1	S2	S3	Lap	Time	S1	S2	S3
1	2:11.869	45.723	46.861	39.285	7	2:01.974	39.046	44.523	38.405
2	2:01.353	39.166	43.844	38.343	8	2:01.003	39.257	43.672	38.074
3	2:01.379	38.866	43.987	38.526	9	2:00.295	38.908	43.653	37.734
4	2:08.814	39.319	43.932		10	2:01.708	38.898	44.208	38.602
5	2:19.981	57.398	44.261	38.322	11	2:04.438	40.339	45.225	38.874
6	2:00.574	38.830	43.703	38.041	12	2:01.279	39.055	43.861	38.363

23 Antonio ALBACETE , MAN / ESP

Theoretische Bestzeit: 1:59.01

Lap	Time	S1	S2	S3	Lap	Time	S1	S2	S3
1	2:06.428	44.427	44.495	37.506	7	2:00.531	38.438	43.500	38.593
2	1:59.324	38.238	43.377	37.709	8	2:00.752	38.956	43.962	37.834
3	1:59.098	38.260	43.267	37.571	9	2:00.514	38.975	43.845	37.694
4	1:59.908	38.519	43.672	37.717	10	2:00.491	38.682	43.582	38.227
5	1:59.410	38.305	43.368	37.373	11	1:59.477	38.558	43.342	37.577
6	2:00.102	38.396	43.717	37.989	12	2:00.040	38.681	43.477	37.882

24 Steffen FAAS , MERCEDES BENZ / DEU

Theoretische Bestzeit: 2:01.17

Lap	Time	S1	S2	S3	Lap	Time	S1	S2	S3
1	2:15.205	47.628	47.538	40.039	7	2:04.565	38.960	46.616	38.989
2	2:03.825	39.792	43.957	40.076	8	2:02.391	39.096	44.319	38.976
3	2:03.127	38.794	44.737	39.596	9	2:02.089	38.945	44.685	38.459
4	2:02.534	39.362	44.026	39.146	10	2:02.673	39.151	44.773	38.749
5	2:01.902	39.087	44.388	38.427	11	2:02.149	39.057	44.483	38.609
6	2:01.833	38.923	44.319	38.591	12	2:02.727	39.230	44.257	39.240

30 Sascha LENZ , MAN / DEU

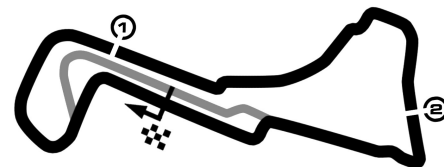
Theoretische Bestzeit: 1:59.31

Lap	Time	S1	S2	S3	Lap	Time	S1	S2	S3
1	2:09.413	44.171	47.309	37.933	7	2:00.478	38.670	43.572	38.236
2	1:59.962	38.533	43.641	37.788	8	2:00.293	38.553	43.815	37.925
3	1:59.743	38.442	43.563	37.738	9	2:00.351	38.511	43.868	37.972
4	2:00.828	38.517	44.638	37.673	10	2:00.225	38.536	43.840	37.849
5	1:59.415	38.547	43.235	37.633	11	2:00.257	38.611	43.931	37.715
6	1:59.786	38.491	43.395	37.900	12	2:00.454	38.853	43.727	37.874

32 Luis RECUENCO , MAN / ESP

Theoretische Bestzeit: 2:01.41

Lap	Time	S1	S2	S3	Lap	Time	S1	S2	S3
1	2:15.852	48.948	47.109	39.795	7	2:04.115	39.924	44.791	39.400
2	2:03.554	39.773	44.602	39.179	8	2:03.082	39.869	45.036	38.177
3	2:15.219	39.167	45.440		9	2:03.122	39.677	44.355	39.090
4	2:22.558	59.063	45.099	38.396	10	2:02.972	39.002	45.132	38.838
5	2:03.396	40.840	44.419	38.137	11	2:02.751	39.021	44.913	38.817



BELGIAN TRUCK GRAND PRIX

Circuit Zolder, length 4000 m

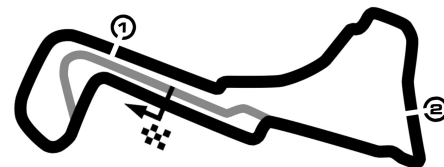
14-15-16 SEPTEMBER 2018

FIA European Truck Racing Championship

Lap Analysis Championship Race 2,

FIA-Visa.No.: 6ETRC-BEL 23.08.2018

Lap	Time	S1	S2	S3	Lap	Time	S1	S2	S3
6	2:02.201	38.921	44.461	38.819	12	2:02.750	39.204	44.893	38.653



BELGIAN TRUCK GRAND PRIX

Circuit Zolder, length 4000 m

14-15-16 SEPTEMBER 2018

FIA European Truck Racing Championship

Lap Analysis Championship Race 2,

FIA-Visa.No.: 6ETRC-BEL 23.08.2018

38 Jose Eduardo TEIXAIRA RODRIGUES , MAN / PRT

Theoretische Bestzeit: 2:01.49

Lap	Time	S1	S2	S3	Lap	Time	S1	S2	S3
1	2:12.343	46.533	46.852	38.958	7	2:29.729	1:05.852	45.069	38.808
2	2:02.673	39.560	44.505	38.608	8	2:02.715	39.670	44.908	38.137
3	2:01.981	39.206	44.424	38.351	9	2:02.204	39.139	44.911	38.154
4	2:02.011	39.270	44.217	38.524	10	2:02.303	39.234	44.555	38.514
5	2:05.362	39.331	47.536	38.495	11	2:01.995	39.333	44.240	38.422
6	2:17.671	39.419	44.692		12	2:02.488	39.233	45.002	38.253

44 Stephanie HALM , IVECO / DEU

Theoretische Bestzeit: 1:58.97

Lap	Time	S1	S2	S3	Lap	Time	S1	S2	S3
1	2:03.280	42.196	43.472	37.612	7	2:00.060	38.548	43.725	37.787
2	1:59.028	38.321	43.294	37.413	8	1:59.863	38.467	43.522	37.874
3	1:59.011	38.286	43.278	37.447	9	1:59.825	38.397	43.777	37.651
4	1:59.407	38.356	43.559	37.492	10	1:59.826	38.436	43.845	37.545
5	1:59.418	38.512	43.482	37.424	11	2:00.290	38.697	43.972	37.621
6	1:59.537	38.359	43.666	37.512	12	1:59.934	38.413	43.810	37.711

77 Rene REINERT , MAN / DEU

Theoretische Bestzeit: 1:59.07

Lap	Time	S1	S2	S3	Lap	Time	S1	S2	S3
1	2:05.064	43.301	43.917	37.846	7	2:01.629	38.623	43.386	39.620
2	1:59.502	38.299	43.479	37.724	8	2:00.693	38.738	44.020	37.935
3	1:59.358	38.202	43.390	37.766	9	2:00.522	38.828	43.760	37.934
4	1:59.971	38.344	43.978	37.649	10	2:01.198	38.493	43.689	39.016
5	1:59.365	38.174	43.386	37.805	11	2:00.561	38.547	44.170	37.844
6	1:59.740	38.532	43.692	37.516	12	2:01.071	38.853	43.976	38.242