

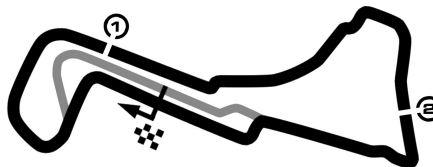
BELGIAN TRUCK GRAND PRIX

Circuit Zolder, length 4000 m

14-15-16 SEPTEMBER 2018

Dutch Truck Racing Championship

Lap Analysis Timed practice,



-Reg.No.: C-Z-TGP-SUPP-027

4 Frans Smit (NED) (Scania) Theoretische Bestzeit: 2:10.400

Lap	D	Time	S1	S2	S3	Lap	D	Time	S1	S2	S3
1	0	2:12.544		48.427	42.210	2	0	2:12.626	40.973	47.217	44.436

5 Nimda Kraal (NED) (Volvo) Theoretische Bestzeit: 2:15.284

Lap	D	Time	S1	S2	S3	Lap	D	Time	S1	S2	S3
1	0	2:20.007		50.632	45.548	5	0	19:52.479	18:12	55.933	44.100
2	0	2:20.359	45.138	50.810	44.411	6	0	2:18.210	45.165	49.738	43.307
3	0	2:20.349	45.004	51.681	43.664	7	0	2:15.834	43.654	49.691	42.489
4	0	5:09.481	1:24.141	1:58.091		8	0	2:16.362	43.104	49.782	43.476

7 Stuart Oliver (NED) (Volvo) Theoretische Bestzeit: 2:01.318

Lap	D	Time	S1	S2	S3	Lap	D	Time	S1	S2	S3
1	0	2:02.465		44.326	39.126	3	0	2:01.318	38.943	44.060	38.315
2	0	2:07.776	39.172	46.694	41.910	4	0	4:35.220	52.442	1:25.199	

11 Martin Gibson (NED) (Scania) Theoretische Bestzeit: 2:03.065

Lap	D	Time	S1	S2	S3	Lap	D	Time	S1	S2	S3
1	0	2:03.689		45.171	39.442	5	0	23:27.029	22:00	47.349	39.072
2	0	2:08.908	40.140	46.663	42.105	6	0	2:03.899	39.050	45.486	39.363
3	0	2:04.296	39.473	45.375	39.448	7	0	2:03.594	39.129	45.621	38.844
4	0	4:20.993	40.832	1:18.889		8	0	2:03.995	39.586	45.246	39.163

25 Clemens Hecker (DEU) (MAN) Theoretische Bestzeit: 2:06.809

Lap	D	Time	S1	S2	S3	Lap	D	Time	S1	S2	S3
1	0	2:09.039		47.821	40.244	3	0	2:06.844	40.577	46.486	39.781
2	0	2:11.100	40.542	49.298		4	0	4:27.031	40.850	1:27.930	

31 Jan v. Holland (NED) (Ford Detroit) Theoretische Bestzeit: 2:10.096

Lap	D	Time	S1	S2	S3	Lap	D	Time	S1	S2	S3
1	0	2:14.581		49.792	42.733	5	0	21:28.422	19:49	53.829	44.669
2	0	2:16.454	42.267	49.785	44.402	6	0	2:11.086	41.546	47.794	41.746
3	0	2:11.854	43.304	46.838	41.712	7	0	2:11.053	41.702	47.309	42.042
4	0	4:23.434	42.316	1:22.977		8	0	2:12.099	41.909	47.758	42.432

36 Heinz-Werner Lenz (DEU) (Mercedes) Theoretische Bestzeit: 2:04.458

Lap	D	Time	S1	S2	S3	Lap	D	Time	S1	S2	S3
1	0	2:05.798		46.001	40.368	3	0	2:05.159	39.247	46.540	39.372
2	0	2:06.560	40.419	46.931	39.210						

42 Luke Garrett (NED) (MAN) Theoretische Bestzeit: 2:07.706

Lap	D	Time	S1	S2	S3	Lap	D	Time	S1	S2	S3
1	0	2:10.655		48.752	40.823	5	0	2:09.430	40.947	48.288	40.195
2	0	2:08.651	40.485	47.616	40.550	6	0	2:09.264	41.585	47.451	40.228
3	0	2:08.146	40.470	47.206	40.470	7	0	2:07.854	40.305	47.263	40.286
4	0	26:30.831	24:58	51.692	41.124						

43 Dirck Behnke (DEU) (Mercedes) Theoretische Bestzeit: 2:20.263

Lap	D	Time	S1	S2	S3	Lap	D	Time	S1	S2	S3
1	0	2:25.114		52.371	45.597	4	0	24:57.185	23:21	53.042	43.130
2	0	2:21.395	46.326	51.890	43.179	5	0	2:21.937	45.468	53.231	43.238
3	0	2:50.619	46.185	53.835		6	0	2:37.641	45.243	52.601	

44 Rody Smit (NED) (Scania) Theoretische Bestzeit: 2:09.456

Lap	D	Time	S1	S2	S3	Lap	D	Time	S1	S2	S3
1	0	2:17.244		52.199	42.310	6	0	2:10.838	41.429	47.974	41.435
2	0	2:10.427	41.641	47.771	41.015	7	0	2:09.562	41.254	47.232	41.076
3	0	2:12.398	41.403	47.193	43.802	8	0	2:11.046	42.226	47.811	41.009
4	0	4:27.398	41.255	1:17.248		9	0	2:10.014	41.633	47.200	41.181
5	0	20:39.311	19:08	49.820	41.345						

Timekeeping and Dataservice: wige SOLUTIONS GmbH & Co. KG, Meckenheim, GER

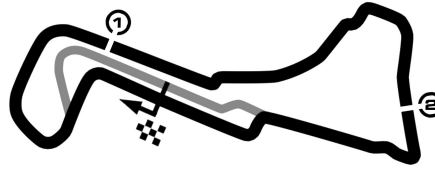
BELGIAN TRUCK GRAND PRIX

Circuit Zolder, length 4000 m

14-15-16 SEPTEMBER 2018

Dutch Truck Racing Championship

Lap Analysis Timed practice,



-Reg.No.: C-Z-TGP-SUPP-027

45 Cees Zandbergen (NED) (Scania)

Theoretische Bestzeit: 2:07.073


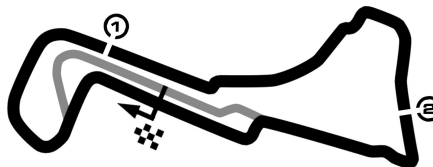
Lap	D	Time	S1	S2	S3	Lap	D	Time	S1	S2	S3
1	0	2:11.003		48.563	40.406	5	0	21:15.483	19:39	52.805	43.287
2	0	2:08.375	40.497	47.282	40.596	6	0	2:09.607	42.227	46.793	40.587
3	0	2:08.399	40.549	47.164	40.686	7	0	2:08.286	40.689	47.193	40.404
4	0	4:24.266	44.298	1:19.424		8	0	2:07.592	40.216	47.312	40.064

BELGIAN TRUCK GRAND PRIX

Circuit Zolder, length 4000 m

14-15-16 SEPTEMBER 2018

Dutch Truck Racing Championship



Lap Analysis Timed practice,

-Reg.No.: C-Z-TGP-SUPP-027

50 Willem Breedijk (NED) (Volvo)

Theoretische Bestzeit: 2:13.193

Lap	D	Time	S1	S2	S3	Lap	D	Time	S1	S2	S3
1	0	2:14.991		49.722	42.258	5	0	21:23.408	19:48	52.586	41.993
2	0	2:17.801	42.788	49.960	45.053	6	0	2:14.308	42.835	49.649	41.824
3	0	2:15.731	44.092	49.303	42.336	7	0	2:14.424	42.957	49.177	42.290
4	0	4:34.458	45.125	1:23.793		8	0	2:13.688	43.136	48.581	41.971

51 Bjorn Tjihuis (NED) (Daf)

Theoretische Bestzeit: 2:14.167

Lap	D	Time	S1	S2	S3	Lap	D	Time	S1	S2	S3
1	0	2:17.676		50.541	43.918	5	0	2:26.013	42.690	49.381	53.942
2	0	2:15.581	42.566	49.614	43.401	6	0	2:14.365	42.508	48.749	43.108
3	0	2:29.828	42.716	49.606		7	0	2:16.422	42.688	50.581	43.153
4	0	24:17.705	22:44	50.733	42.910	8	0	2:15.257	42.549	49.431	43.277

55 Sébastien Delchambre (NED) (MAN)

Theoretische Bestzeit: 2:06.551

Lap	D	Time	S1	S2	S3	Lap	D	Time	S1	S2	S3
1	0	2:09.141		46.540	41.160	5	0	20:33.675	18:56	54.265	42.890
2	0	2:10.508	40.805	46.965	42.738	6	0	2:08.658	40.815	47.866	39.977
3	0	2:08.808	41.267	46.339	41.202	7	0	2:09.202	40.443	47.645	41.114
4	0	4:50.287	42.316	1:18.762		8	0	2:07.864	40.583	47.512	39.769