
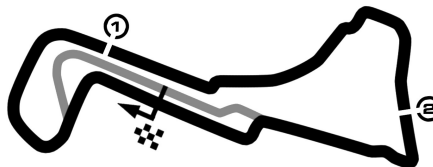


BELGIAN TRUCK GRAND PRIX

Circuit Zolder, length 4000 m

14-15-16 SEPTEMBER 2018

Dutch Truck Racing Championship



Lap Analysis Race 3,

-Reg.No.: C-Z-TGP-SUPP-027

4 Frans Smit (NED) (Scania)

Theoretische Bestzeit: 2:08.521

Lap	D	Time	S1	S2	S3	Lap	D	Time	S1	S2	S3
1	1	2:16.149	46.579	48.428	41.142	6	1	2:11.595	41.124	47.746	42.725
2	1	2:08.980	40.713	47.420	40.847	7	1	2:10.421	41.541	47.689	41.191
3	1	2:09.153	40.908	46.961	41.284	8	1	2:08.935	40.875	47.178	40.882
4	1	2:09.576	40.907	47.492	41.177	9	1	2:12.808	41.425	48.346	43.037
5	1	2:11.208	41.306	48.504	41.398	10	1	2:17.363	44.190	50.375	42.798

5 Nimda Kraal (NED) (Volvo)

Theoretische Bestzeit: 2:13.711

Lap	D	Time	S1	S2	S3	Lap	D	Time	S1	S2	S3
1	1	2:26.385	49.621	53.995	42.769	5	1	2:20.202	45.475	50.635	44.092
2	1	2:14.658	42.552	48.993	43.113	6	1	2:17.589	43.498	49.790	44.301
3	1	2:17.709	43.027	51.430	43.252	7	1	2:53.457	47.651	55.835	
4	1	2:16.104	43.119	50.819	42.166						

7 Stuart Oliver (GBR) (Volvo)

Theoretische Bestzeit: 2:00.972

Lap	D	Time	S1	S2	S3	Lap	D	Time	S1	S2	S3
1	1	2:05.376	42.675	44.336	38.365	6	1	2:02.898	39.295	45.206	38.397
2	1	2:01.561	38.943	44.365	38.253	7	1	2:03.762	39.285	45.134	39.343
3	1	2:01.959	39.540	44.326	38.093	8	1	2:05.257	39.517	45.988	39.752
4	1	2:02.307	39.078	44.461	38.768	9	1	2:03.420	39.501	44.961	38.958
5	1	2:04.900	40.205	45.634	39.061	10	1	2:01.431	39.136	43.936	38.359

11 Martin Gibson (GBR) (Scania)

Theoretische Bestzeit: 2:03.098

Lap	D	Time	S1	S2	S3	Lap	D	Time	S1	S2	S3
1	1	2:07.151	43.062	45.216	38.873	4	1	11:58.206	10:32	46.314	39.826
2	1	2:03.851	39.147	45.171	39.533	5	1	2:04.255	39.469	45.257	39.529
3	1	3:45.202	39.054	1:29.804							

25 Clemens Hecker (DEU) (MAN)

Theoretische Bestzeit: 2:05.356

Lap	D	Time	S1	S2	S3	Lap	D	Time	S1	S2	S3
1	1	2:12.419	45.166	47.134	40.119	6	1	2:08.652	41.612	46.769	40.271
2	1	2:07.828	40.203	47.574	40.051	7	1	2:08.585	41.192	47.201	40.192
3	1	2:07.490	39.999	46.986	40.505	8	1	2:08.870	41.012	47.579	40.279
4	1	2:07.333	39.800	46.738	40.795	9	1	2:07.767	40.689	46.686	40.392
5	1	2:07.254	40.423	46.781	40.050	10	1	2:06.560	40.680	45.506	40.374

31 Jan v. Holland (NED) (Ford Detroit)

Theoretische Bestzeit: 2:11.210

Lap	D	Time	S1	S2	S3	Lap	D	Time	S1	S2	S3
1	1	2:20.859	48.131	50.052	42.676	6	1	2:13.524	42.016	48.593	42.915
2	1	2:12.893	42.383	48.478	42.032	7	1	2:13.209	41.546	49.138	42.525
3	1	2:13.933	41.401	48.902	43.630	8	1	2:13.921	41.697	48.692	43.532
4	1	2:11.718	41.908	47.939	41.871	9	1	2:13.166	42.047	48.809	42.310
5	1	2:12.330	41.588	47.938	42.804	10	1	2:12.330	41.528	48.820	41.982

42 Luke Garrett (GBR) (MAN)

Theoretische Bestzeit: 2:10.754

Lap	D	Time	S1	S2	S3	Lap	D	Time	S1	S2	S3
1	1	2:19.524	47.435	49.517	42.572	5	1	2:12.153	41.215	48.688	42.250
2	1	2:10.877	41.203	47.906	41.768	6	1	2:12.334	41.521	48.258	42.555
3	1	2:11.951	41.227	48.363	42.361	7	1	2:11.447	41.325	47.783	42.339
4	1	2:12.186	41.521	48.007	42.658	8	1	2:37.706	41.824	48.875	

43 Dirck Behnke (DEU) (Mercedes)

Theoretische Bestzeit: 2:16.886

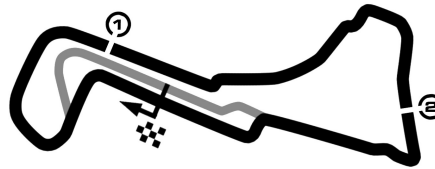
Lap	D	Time	S1	S2	S3	Lap	D	Time	S1	S2	S3
1	1	2:30.262	53.289	53.471	43.502	6	1	2:18.074	44.747	50.988	42.339
2	1	2:21.118	45.399	52.546	43.173	7	1	2:18.227	44.329	50.947	42.951
3	1	2:24.437	44.827	54.813	44.797	8	1	2:18.399	44.660	51.032	42.707
4	1	2:19.644	45.007	52.384	42.253	9	1	2:16.898	44.032	50.601	42.265
5	1	2:19.876	45.016	52.041	42.819						

BELGIAN TRUCK GRAND PRIX

Circuit Zolder, length 4000 m

14-15-16 SEPTEMBER 2018

Dutch Truck Racing Championship



Lap Analysis Race 3,

-Reg.No.: C-Z-TGP-SUPP-027

44 Rody Smit (NED) (Scania)

Theoretische Bestzeit: 2:07.496


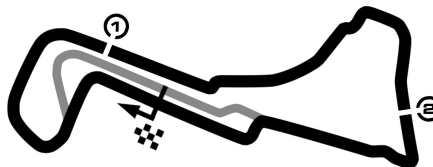
Lap	D	Time	S1	S2	S3	Lap	D	Time	S1	S2	S3
1	1	2:19.032	47.602	49.833	41.597	6	1	2:08.209	40.770	46.485	40.954
2	1	2:09.143	40.794	47.173	41.176	7	1	2:07.911	40.632	46.224	41.055
3	1	2:10.481	41.440	47.827	41.214	8	1	2:09.525	41.321	46.449	41.755
4	1	2:09.849	41.279	47.480	41.090	9	1	2:08.559	41.094	46.799	40.666
5	1	2:08.965	40.673	46.743	41.549	10	1	2:07.911	40.827	46.198	40.886

BELGIAN TRUCK GRAND PRIX

Circuit Zolder, length 4000 m

14-15-16 SEPTEMBER 2018

Dutch Truck Racing Championship



Lap Analysis Race 3,

-Reg.No.: C-Z-TGP-SUPP-027

45 Cees Zandbergen (NED) (Scania)

Theoretische Bestzeit: 2:06.358

Lap	D	Time	S1	S2	S3	Lap	D	Time	S1	S2	S3
1	1	2:11.727	44.803	46.121	40.803	6	1	2:08.020	40.596	46.789	40.635
2	1	2:07.861	40.416	47.006	40.439	7	1	2:08.513	40.509	47.034	40.970
3	1	2:06.600	40.104	46.196	40.300	8	1	2:09.767	40.602	47.871	41.294
4	1	2:06.700	39.950	46.108	40.642	9	1	2:10.627	40.732	47.180	42.715
5	1	2:07.932	40.539	46.423	40.970	10	1	2:09.449	40.521	47.213	41.715

50 Willem Breedijk (NED) (Volvo)

Theoretische Bestzeit: 2:12.147

Lap	D	Time	S1	S2	S3	Lap	D	Time	S1	S2	S3
1	1	2:24.789	49.923	52.656	42.210	6	1	2:12.524	41.746	48.548	42.230
2	1	2:14.754	42.934	49.802	42.018	7	1	2:12.482	41.808	48.821	41.853
3	1	2:17.238	43.381	50.906	42.951	8	1	2:18.407	45.016	49.220	44.171
4	1	2:16.270	42.277	50.780	43.213	9	1	2:12.552	41.939	48.597	42.016
5	1	2:15.288	42.208	49.605	43.475	10	1	2:14.260	42.953	49.088	42.219

51 Bjorn Tjihuis (NED) (Daf)

Theoretische Bestzeit: 2:13.408

Lap	D	Time	S1	S2	S3	Lap	D	Time	S1	S2	S3
1	1	2:23.166	48.726	50.979	43.461	6	1	2:14.986	42.793	49.121	43.072
2	1	2:14.512	42.523	48.687	43.302	7	1	2:15.289	42.556	49.073	43.660
3	1	2:15.719	42.096	49.376	44.247	8	1	2:15.811	43.086	49.138	43.587
4	1	2:16.275	43.232	49.821	43.222	9	1	2:15.438	42.650	48.796	43.992
5	1	2:14.220	42.571	48.240	43.409	10	1	2:15.397	42.595	48.977	43.825

55 Sébastien Delchambre (BEL) (MAN)

Theoretische Bestzeit: 2:06.718

Lap	D	Time	S1	S2	S3	Lap	D	Time	S1	S2	S3
1	1	2:14.466	45.891	48.039	40.536	6	1	2:12.543	41.969	48.620	41.954
2	1	2:08.233	40.380	47.401	40.452	7	1	2:12.382	41.643	49.472	41.267
3	1	2:08.383	40.057	48.490	39.836	8	1	2:08.163	40.688	47.123	40.352
4	1	2:07.903	40.713	46.825	40.365	9	1	2:09.346	41.190	47.689	40.467
5	1	2:07.839	40.483	47.228	40.128	10	1	2:08.996	41.110	47.200	40.686