
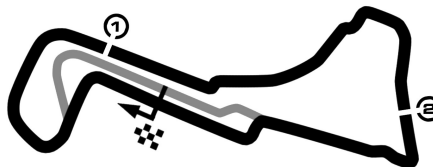


BELGIAN TRUCK GRAND PRIX

Circuit Zolder, length 4000 m

14-15-16 SEPTEMBER 2018

Dutch Truck Racing Championship



Lap Analysis Race 2,

-Reg.No.: C-Z-TGP-SUPP-027

4 Frans Smit (NED) (Scania) Theoretische Bestzeit: 2:13.088

Lap	D	Time	S1	S2	S3	Lap	D	Time	S1	S2	S3
1	1	2:22.218	50.226	49.427	42.565	3	1	3:10.115	46.994	56.600	
2	1	2:13.088	42.048	48.954	42.086						

5 Nimda Kraal (NED) (Volvo) Theoretische Bestzeit: 2:16.343

Lap	D	Time	S1	S2	S3	Lap	D	Time	S1	S2	S3
1	1	2:28.924	49.621	55.476	43.827	6	1	2:17.261	43.340	50.249	43.672
2	1	2:19.187	43.654	52.277	43.256	7	1	2:19.820	43.698	50.587	45.535
3	1	2:19.430	43.436	50.612	45.382	8	1	2:20.490	45.942	51.063	43.485
4	1	2:17.864	43.056	50.916	43.892	9	1	2:20.254	44.965	50.811	44.478
5	1	2:16.496	42.891	50.402	43.203						

7 Stuart Oliver (GBR) (Volvo) Theoretische Bestzeit: 2:01.067

Lap	D	Time	S1	S2	S3	Lap	D	Time	S1	S2	S3
1	1	2:21.962	50.946	49.519	41.497	6	1	2:02.967	39.110	44.933	38.924
2	1	2:01.975	39.465	44.304	38.206	7	1	2:01.778	38.894	44.242	38.642
3	1	2:03.813	39.008	45.144	39.661	8	1	2:02.330	39.185	44.444	38.701
4	1	2:04.155	39.828	44.711	39.616	9	1	2:02.864	39.300	44.353	39.211
5	1	2:02.168	39.950	43.967	38.251	10	1	2:03.646	40.238	44.761	38.647

11 Martin Gibson (GBR) (Scania) Theoretische Bestzeit: 2:02.933

Lap	D	Time	S1	S2	S3	Lap	D	Time	S1	S2	S3
1	1	2:17.888	50.460	48.285	39.143	6	1	2:03.479	39.581	44.966	38.932
2	1	2:04.414	40.145	44.861	39.408	7	1	2:04.631	39.662	45.190	39.779
3	1	2:05.249	40.331	45.212	39.706	8	1	2:04.809	39.647	45.202	39.960
4	1	2:04.082	39.603	44.931	39.548	9	1	2:04.747	39.895	45.081	39.771
5	1	2:04.190	40.600	44.420	39.170	10	1	2:05.643	39.687	46.251	39.705

25 Clemens Hecker (DEU) (MAN) Theoretische Bestzeit: 2:05.657

Lap	D	Time	S1	S2	S3	Lap	D	Time	S1	S2	S3
1	1	2:30.753	1:00.986	48.794	40.973	6	1	2:10.434	41.277	48.229	40.928
2	1	2:10.244	42.243	47.370	40.631	7	1	2:08.305	41.229	46.565	40.511
3	1	2:09.467	40.173	47.589	41.705	8	1	2:07.853	40.638	47.180	40.035
4	1	2:11.668	41.064	49.069	41.535	9	1	2:06.772	39.893	46.669	40.210
5	1	2:19.138	47.323	49.140	42.675	10	1	2:06.916	40.279	45.729	40.908

31 Jan v. Holland (NED) (Ford Detroit) Theoretische Bestzeit: 2:10.078

Lap	D	Time	S1	S2	S3	Lap	D	Time	S1	S2	S3
1	1	2:17.290	46.228	48.584	42.478	6	1	2:10.909	41.429	47.751	41.729
2	1	2:13.050	42.724	48.276	42.050	7	1	2:11.966	42.291	46.970	42.705
3	1	2:11.876	41.666	48.134	42.076	8	1	2:13.382	41.379	49.898	42.105
4	1	2:12.032	42.232	47.403	42.397	9	1	2:15.631	42.442	48.079	45.110
5	1	2:11.905	42.230	47.402	42.273	10	1	2:13.319	41.841	48.996	42.482

42 Luke Garrett (GBR) (MAN) Theoretische Bestzeit: 2:08.644

Lap	D	Time	S1	S2	S3	Lap	D	Time	S1	S2	S3
1	1	2:25.259	51.501	52.137	41.621	6	1	2:09.650	40.420	47.469	41.761
2	1	2:12.251	41.476	48.675	42.100	7	1	2:09.613	40.662	47.917	41.034
3	1	2:11.486	41.495	47.939	42.052	8	1	2:10.456	40.972	48.347	41.137
4	1	2:09.464	40.747	47.617	41.100	9	1	2:09.609	40.775	47.535	41.299
5	1	2:12.123	41.135	50.233	40.755	10	1	2:09.806	40.950	47.479	41.377

43 Dirck Behnke (DEU) (Mercedes) Theoretische Bestzeit: 2:14.750

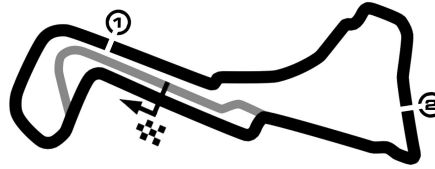
Lap	D	Time	S1	S2	S3	Lap	D	Time	S1	S2	S3
1	1	2:21.834	49.208	49.988	42.638	6	1	2:16.666	43.089	50.321	43.256
2	1	2:25.818	49.590	53.057	43.171	7	1	2:32.737	43.513	51.376	57.848
3	1	2:17.974	43.479	50.108	44.387	8	1	2:18.076	44.532	49.895	43.649
4	1	2:17.486	44.719	50.835	41.932	9	1	2:15.297	43.339	50.192	41.766
5	1	2:16.697	43.959	50.079	42.659						

BELGIAN TRUCK GRAND PRIX

Circuit Zolder, length 4000 m

14-15-16 SEPTEMBER 2018

Dutch Truck Racing Championship



Lap Analysis Race 2,

-Reg.No.: C-Z-TGP-SUPP-027

44 Rody Smit (NED) (Scania)

Theoretische Bestzeit: 2:09.530


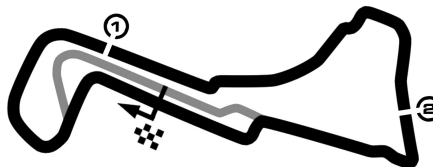
Lap	D	Time	S1	S2	S3	Lap	D	Time	S1	S2	S3
1	1	2:23.645	50.720	49.573	43.352	6	1	2:15.032	42.534	50.185	42.313
2	1	2:12.763	42.591	48.772	41.400	7	1	2:11.933	41.396	47.856	42.681
3	1	2:11.676	42.018	47.935	41.723	8	1	2:10.134	41.366	47.607	41.161
4	1	2:15.061	40.791	51.374	42.896	9	1	2:10.409	41.030	47.716	41.663
5	1	2:14.522	41.689	49.030	43.803	10	1	2:11.329	42.357	47.578	41.394

BELGIAN TRUCK GRAND PRIX

Circuit Zolder, length 4000 m

14-15-16 SEPTEMBER 2018

Dutch Truck Racing Championship



Lap Analysis Race 2,

-Reg.No.: C-Z-TGP-SUPP-027

45 Cees Zandbergen (NED) (Scania)

Theoretische Bestzeit: 2:05.063

Lap	D	Time	S1	S2	S3	Lap	D	Time	S1	S2	S3
1	1	2:24.029	51.017	51.514	41.498	6	1	2:09.031	40.241	47.523	41.267
2	1	2:14.913	47.046	47.413	40.454	7	1	2:06.895	40.562	44.368	41.965
3	1	2:11.079	41.422	48.074	41.583	8	1	2:09.462	40.359	47.623	41.480
4	1	2:09.518	40.984	47.591	40.943	9	1	2:09.392	40.589	46.930	41.873
5	1	2:09.408	40.381	48.468	40.559	10	1	2:09.530	40.853	47.197	41.480

50 Willem Breedijk (NED) (Volvo)

Theoretische Bestzeit: 2:15.870

Lap	D	Time	S1	S2	S3	Lap	D	Time	S1	S2	S3
1	1	2:29.829	52.760	53.564	43.505	6	1	2:23.480	43.216	56.043	44.221
2	1	2:19.510	44.340	51.230	43.940	7	1	2:18.943	42.171	53.298	43.474
3	1	2:20.123	42.968	52.447	44.708	8	1	2:18.742	42.219	53.129	43.394
4	1	2:40.711	42.555	51.589		9	1	2:20.826	43.284	52.283	45.259
5	1	3:12.632	1:38.933	50.375	43.324						

51 Bjorn Tjhuis (NED) (Daf)

Theoretische Bestzeit: 2:14.436

Lap	D	Time	S1	S2	S3	Lap	D	Time	S1	S2	S3
1	1	2:26.479	49.983	52.348	44.148	6	1	2:15.232	43.043	48.676	43.513
2	1	2:19.553	43.585	52.386	43.582	7	1	2:18.267	42.875	51.404	43.988
3	1	2:15.734	42.670	49.486	43.578	8	1	2:15.895	43.055	49.205	43.635
4	1	2:16.715	42.933	49.551	44.231	9	1	2:16.353	42.872	49.188	44.293
5	1	2:17.739	43.693	49.893	44.153	10	1	2:16.232	42.247	50.189	43.796

55 Sébastien Delchambre (BEL) (MAN)

Theoretische Bestzeit: 2:05.002

Lap	D	Time	S1	S2	S3	Lap	D	Time	S1	S2	S3
1	1	2:15.702	47.557	47.176	40.969	4	1	2:07.341	40.458	46.322	40.561
2	1	2:06.305	39.754	46.510	40.041	5	1	2:07.625	40.695	46.573	40.357
3	1	3:10.536	40.286	45.207	1:45.043	6	1	2:46.810	40.981	47.761	