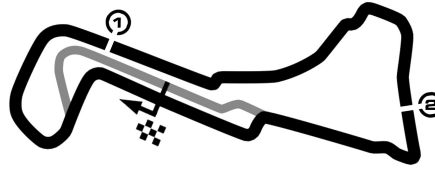


BELGIAN TRUCK GRAND PRIX

Circuit Zolder, length 4000 m

14-15-16 SEPTEMBER 2018

Cup & Tourenwagen Trophy



CTI CUP- UND TOURENWAGEN TROPHY

Lap Analysis Race 1,

-Reg.No.: C-Z-TGP-SUPP-027

10 Stefan Hiller (DEU) Patrik Hausmann (VW LUPO GTI CUP) Theoretische Bestzeit: 1:59.445

Lap	D	Time	S1	S2	S3	Lap	D	Time	S1	S2	S3
1	1	2:16.839	50.288	47.015	39.536	6	1	4:19.768	1:31.815	1:48.669	59.284
2	1	2:01.138	38.943	43.488	38.707	7	1	2:28.772	44.160	1:00.983	43.629
3	1	2:10.857	39.117	48.170	43.570	8	1	2:03.061	38.314	45.642	39.105
4	1	2:26.175	46.358	58.269	41.548	9	1	2:00.471	37.668	44.514	38.289
5	1	3:26.695	42.077	1:21.224	1:23.394						

11 Nico Ullmer (DEU) (VW Lupo BTC 1600) Theoretische Bestzeit: 1:59.413

Lap	D	Time	S1	S2	S3	Lap	D	Time	S1	S2	S3
1	1	2:13.283	49.285	45.564	38.434	6	1	4:19.253	1:30.344	1:49.778	59.131
2	1	2:01.043	39.487	43.611	37.945	7	1	2:29.574	45.235	1:00.857	43.482
3	1	2:11.579	38.653	49.480	43.446	8	1	2:01.507	38.929	44.947	37.631
4	1	2:25.769	47.070	58.084	40.615	9	1	2:00.164	38.400	44.362	37.402
5	1	3:26.891	42.712	1:19.579	1:24.600						

14 Wolfgang Hönscheid (DEU) (Ford Fiesta ST CUP RS-2) Theoretische Bestzeit:

Lap	D	Time	S1	S2	S3	Lap	D	Time	S1	S2	S3
1	1	2:15.015				6	1	4:24.497			
2	1	2:02.271	38.348		1:23.921	7	1	2:29.239			
3	1	2:10.923				8	1	2:00.745			
4	1	2:25.695				9	1	2:00.362			
5	1	3:21.834									

16 Niclas Fassbender (DEU) (Citroen Saxo) Theoretische Bestzeit: 1:58.856

Lap	D	Time	S1	S2	S3	Lap	D	Time	S1	S2	S3
1	1	2:15.015	50.783	45.520	38.712	6	1	4:19.039	1:31.041	1:48.719	59.279
2	1	2:00.539	38.348	43.468	38.723	7	1	2:29.525	44.714	1:01.152	43.659
3	1	2:11.225	38.346	49.096	43.783	8	1	2:01.510	38.374	45.316	37.820
4	1	2:25.813	47.038	58.086	40.689	9	1	1:59.891	37.714	44.503	37.674
5	1	3:27.268	42.437	1:20.019	1:24.812						

18 Oliver Greven () Michael Milz (Citroen Saxo) Theoretische Bestzeit: 1:52.487

Lap	D	Time	S1	S2	S3	Lap	D	Time	S1	S2	S3
1	1	2:03.258	44.622	42.696	35.940	6	1	4:19.269	1:31.044	1:47.719	1:00.506
2	1	1:54.471	37.890	41.080	35.501	7	1	2:31.104	43.115	1:04.721	43.268
3	1	1:57.491	36.632	44.430	36.429	8	1	1:53.770	37.245	41.475	35.050
4	1	2:14.231	43.222	52.134	38.875	9	1	1:52.573	36.718	40.843	35.012
5	1	3:58.904	55.698	1:34.584	1:28.622						

21 Michael Nolte (DEU) (BMW M3 E46 Coupe NM) Theoretische Bestzeit: 1:50.625

Lap	D	Time	S1	S2	S3	Lap	D	Time	S1	S2	S3
1	1	2:00.931	42.593	43.348	34.990	2	1	1:50.976	35.468	40.167	35.341

22 Günther Göbel (DEU) (Seat Leon Supercopa) Theoretische Bestzeit: 1:49.446

Lap	D	Time	S1	S2	S3	Lap	D	Time	S1	S2	S3
1	1	2:00.131	42.720	42.156	35.255	6	1	4:18.028	1:31.547	1:47.019	59.462
2	1	1:49.920	35.183	40.007	34.730	7	1	2:33.990	44.345	1:05.495	44.150
3	1	1:49.840	35.123	39.962	34.755	8	1	1:51.645	35.933	40.873	34.839
4	1	2:17.931	35.302	54.392	48.237	9	1	1:49.863	34.754	40.002	35.107
5	1	4:05.904	1:03.111	1:34.808	1:27.985						

26 Jochen Thissen (DEU) (Opel Astra) Theoretische Bestzeit: 1:44.679

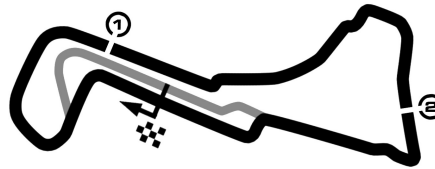
Lap	D	Time	S1	S2	S3	Lap	D	Time	S1	S2	S3
1	1	1:54.097	41.067	39.683	33.347	6	1	4:20.160	1:30.601	1:47.745	1:01.814
2	1	1:46.014	34.261	38.103	33.650	7	1	2:30.924	43.616	1:05.163	42.145
3	1	1:45.608	33.877	38.130	33.601	8	1	1:46.660	34.532	38.833	33.295
4	1	2:26.288	36.619	1:01.975	47.694	9	1	1:45.786	33.281	38.865	33.640
5	1	4:06.380	1:04.346	1:34.877	1:27.157						

BELGIAN TRUCK GRAND PRIX

Circuit Zolder, length 4000 m

14-15-16 SEPTEMBER 2018

Cup & Tourenwagen Trophy



CTI CUP- UND
TOURENWAGEN
TROPHY

Lap Analysis Race 1,

-Reg.No.: C-Z-TGP-SUPP-027

27 Harald Tänzler (DEU) (BMW E46 WTC)

Theoretische Bestzeit: 1:43.047

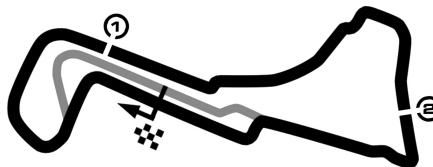
Lap	D	Time	S1	S2	S3	Lap	D	Time	S1	S2	S3
1	1	1:51.454	39.488	39.003	32.963	6	1	4:19.211	1:31.302	1:47.752	1:00.157
2	1	1:45.170	34.239	38.012	32.919	7	1	2:33.179	45.765	1:05.730	41.684
3	1	1:43.510	33.581	37.230	32.699	8	1	1:45.620	34.067	39.032	32.521
4	1	2:29.117	33.773	1:07.485	47.859	9	1	1:44.300	33.432	38.483	32.385
5	1	4:04.876	1:04.180	1:34.062	1:26.634						

BELGIAN TRUCK GRAND PRIX

Circuit Zolder, length 4000 m

14-15-16 SEPTEMBER 2018

Cup & Tourenwagen Trophy



CTI CUP- UND TOURENWAGEN TROPHY

Lap Analysis Race 1,

-Reg.No.: C-Z-TGP-SUPP-027

28 Markus Möller (DEU) (BMW M3 E46)

Theoretische Bestzeit: 1:55.668

Lap	D	Time	S1	S2	S3	Lap	D	Time	S1	S2	S3
1	1	2:16.320	51.569	46.082	38.669	6	1	4:18.335	1:30.369	1:49.811	58.155
2	1	1:58.590	37.972	42.825	37.793	7	1	2:31.171	44.927	1:02.677	43.567
3	1	2:02.873	38.215	46.771	37.887	8	1	1:56.667	38.150	42.772	35.745
4	1	2:12.797	42.652	51.134	39.011	9	1	1:56.151	37.372	42.551	36.228
5	1	3:46.400	44.585	1:36.576	1:25.239						

29 Peter Röllinghoff (DEU) (BMW M3 E 46 GTR)

Theoretische Bestzeit: 1:45.442

Lap	D	Time	S1	S2	S3	Lap	D	Time	S1	S2	S3
1	1	1:56.623	41.649	41.569	33.405	6	1	4:18.873	1:31.556	1:46.300	1:01.017
2	1	1:46.430	34.430	38.315	33.685	7	1	2:34.631	44.124	1:05.472	45.035
3	1	1:46.107	34.092	38.495	33.520	8	1	1:47.571	34.728	39.117	33.726
4	1	2:25.091	34.314	1:03.240	47.537	9	1	1:46.231	34.182	39.014	33.035
5	1	4:06.319	1:04.357	1:34.314	1:27.648						

34 Sven Schneider (DEU) (Renault Cup-Clio RS III)

Theoretische Bestzeit: 1:55.941

Lap	D	Time	S1	S2	S3	Lap	D	Time	S1	S2	S3
1	1	2:07.536	47.248	43.209	37.079	6	1	4:18.720	1:30.531	1:49.052	59.137
2	1	1:58.106	38.340	42.765	37.001	7	1	2:30.400	43.068	1:04.707	42.625
3	1	2:03.066	37.559	46.966	38.541	8	1	1:56.789	37.525	42.862	36.402
4	1	2:05.501	38.640	47.935	38.926	9	1	1:55.941	36.999	42.657	36.285
5	1	3:58.810	55.022	1:36.644	1:27.144						

35 Jörg Chmiela () Alexander Brauer (Renault Clio)

Theoretische Bestzeit: 1:51.226

Lap	D	Time	S1	S2	S3	Lap	D	Time	S1	S2	S3
1	1	2:02.431	43.242	42.607	36.582	6	1	4:18.453	1:31.063	1:48.211	59.179
2	1	1:54.034	37.139	41.790	35.105	7	1	2:32.477	43.667	1:05.087	43.723
3	1	1:56.363	36.037	43.910	36.416	8	1	1:52.529	36.047	41.428	35.054
4	1	2:16.139	43.033	51.977	41.129	9	1	1:51.226	35.831	40.627	34.768
5	1	3:58.382	55.363	1:34.797	1:28.222						

37 Falk Lodzinski (DEU) (Renault Clio 3 RS Cup)

Theoretische Bestzeit: 1:55.569

Lap	D	Time	S1	S2	S3	Lap	D	Time	S1	S2	S3
1	1	2:11.732	48.553	44.714	38.465	6	1	4:18.095	1:30.447	1:48.943	58.705
2	1	1:56.633	36.930	42.463	37.240	7	1	2:30.193	43.105	1:04.550	42.538
3	1	2:01.170	38.411	45.070	37.689	8	1	1:57.062	37.207	43.181	36.674
4	1	2:05.144	38.466	47.855	38.823	9	1	1:55.857	36.499	42.751	36.607
5	1	3:59.681	55.947	1:36.950	1:26.784						

39 Theo Milz (DEU) Roman Schiemenz (Renault Clio RS 3 Cup)

Theoretische Bestzeit: 1:54.451

Lap	D	Time	S1	S2	S3	Lap	D	Time	S1	S2	S3
1	1	2:09.904	48.344	44.688	36.872	6	1	4:18.819	1:30.414	1:48.923	59.482
2	1	1:56.984	38.619	41.977	36.388	7	1	2:30.500	42.849	1:05.060	42.591
3	1	1:59.881	37.082	46.169	36.630	8	1	1:55.213	37.144	42.260	35.809
4	1	2:06.704	37.558	49.998	39.148	9	1	1:54.808	36.665	42.047	36.096
5	1	3:58.552	54.939	1:35.767	1:27.846						

41 Matthias Flossdorf (DEU) (VW Golf III)

Theoretische Bestzeit: 2:00.978

Lap	D	Time	S1	S2	S3	Lap	D	Time	S1	S2	S3
1	1	2:20.768	55.234	46.095	39.439	6	1	4:21.149	1:32.990	1:46.877	1:01.282
2	1	2:02.529	39.295	44.510	38.724	7	1	2:26.726	43.820	58.543	44.363
3	1	2:13.573	39.357	50.002	44.214	8	1	2:04.021	39.864	45.959	38.198
4	1	2:20.751	43.014	56.945	40.792	9	1	2:00.978	38.452	44.407	38.119
5	1	3:26.581	41.606	1:21.403	1:23.572						

42 Uwe Send () Nico Send (BMW M3)

Theoretische Bestzeit: 1:50.511

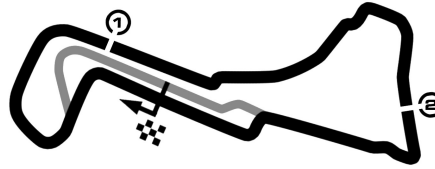
Lap	D	Time	S1	S2	S3	Lap	D	Time	S1	S2	S3
1	1	2:02.934	43.740	42.915	36.279	6	1	4:18.842	1:31.374	1:47.752	59.716
2	1	1:52.738	36.775	40.509	35.454	7	1	2:33.702	44.593	1:04.329	44.780
3	1	1:56.008	35.212	44.006	36.790	8	1	1:50.824	34.937	40.572	35.315

BELGIAN TRUCK GRAND PRIX

Circuit Zolder, length 4000 m

14-15-16 SEPTEMBER 2018

Cup & Tourenwagen Trophy



CTI CUP- UND
TOURENWAGEN
TROPHY

Lap Analysis Race 1,

-Reg.No.: C-Z-TGP-SUPP-027

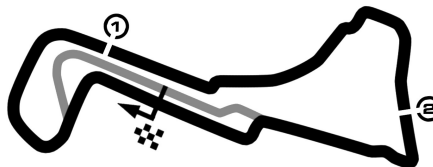
Lap	D	Time	S1	S2	S3	Lap	D	Time	S1	S2	S3
4	1	2:14.262	43.610	50.611	40.041	9	1	1:51.237	34.687	41.108	35.442
5	1	3:59.567	56.996	1:34.518	1:28.053						

BELGIAN TRUCK GRAND PRIX

Circuit Zolder, length 4000 m

14-15-16 SEPTEMBER 2018

Cup & Tourenwagen Trophy



CTI CUP- UND TOURENWAGEN TROPHY

Lap Analysis Race 1,

-Reg.No.: C-Z-TGP-SUPP-027

45 Rainer Stoffel (DEU) Phillip Müller (Mini Cooper S Challenge R 53) Theoretische Bestzeit: 1:56.212

Lap	D	Time	S1	S2	S3	Lap	D	Time	S1	S2	S3
1	1	2:13.372	49.810	45.385	38.177	6	1	4:18.387	1:30.517	1:49.732	58.138
2	1	1:59.083	38.795	43.573	36.715	7	1	2:31.129	45.199	1:02.678	43.252
3	1	2:04.290	38.269	47.795	38.226	8	1	1:57.073	38.389	42.696	35.988
4	1	2:13.259	43.136	50.862	39.261	9	1	1:57.830	37.528	42.989	37.313
5	1	3:45.807	43.966	1:36.467	1:25.374						

46 Wolfgang Kaufmann (DEU) Dietmar Blaskowski (BMW Z4M Coupe) Theoretische Bestzeit: 1:44.108

Lap	D	Time	S1	S2	S3	Lap	D	Time	S1	S2	S3
1	1	1:50.271	38.746	38.452	33.073	6	1	4:19.365	1:31.487	1:47.543	1:00.335
2	1	1:44.428	33.624	37.833	32.971	7	1	2:33.596	45.835	1:06.205	41.556
3	1	1:44.615	33.428	37.965	33.222	8	1	1:45.600	33.860	38.705	33.035
4	1	2:28.811	33.585	1:07.664	47.562	9	1	1:44.472	33.304	38.092	33.076
5	1	4:04.529	1:04.112	1:33.855	1:26.562						

47 Manfred Siek (DEU) (BMW AG MINI JCW Challenge) Theoretische Bestzeit: 1:55.234

Lap	D	Time	S1	S2	S3	Lap	D	Time	S1	S2	S3
1	1	2:09.470	48.761	43.993	36.716	6	1	4:18.263	1:30.427	1:49.428	58.408
2	1	1:58.237	38.138	42.611	37.488	7	1	2:30.723	45.507	1:02.416	42.800
3	1	2:07.054	39.271	47.776	40.007	8	1	1:56.774	38.157	42.681	35.936
4	1	2:14.085	43.345	51.309	39.431	9	1	1:55.386	37.646	41.652	36.088
5	1	3:46.243	43.865	1:36.406	1:25.972						

48 Michael Heide (DEU) (BMW AG MINI JCW Challenge) Theoretische Bestzeit: 1:52.662

Lap	D	Time	S1	S2	S3	Lap	D	Time	S1	S2	S3
1	1	2:04.626	45.140	44.014	35.472	2	1	1:52.662	36.596	40.656	35.410

49 Uwe Welzenbach (DEU) (BMW AG MINI JCW Challenge) Theoretische Bestzeit: 2:01.807

Lap	D	Time	S1	S2	S3	Lap	D	Time	S1	S2	S3
1	1	2:20.964	54.524	46.539	39.901	6	1	4:20.811	1:33.420	1:46.107	1:01.284
2	1	2:04.523	41.089	45.665	37.769	7	1	2:27.408	44.844	57.785	44.779
3	1	2:12.001	40.256	50.213	41.532	8	1	2:04.054	40.668	45.907	37.479
4	1	2:21.798	44.110	56.655	41.033	9	1	2:01.807	39.970	44.807	37.030
5	1	3:25.882	42.941	1:19.171	1:23.770						

51 Niclas Dymeck (DEU) (BMW 328i E 36) Theoretische Bestzeit: 1:52.877

Lap	D	Time	S1	S2	S3	Lap	D	Time	S1	S2	S3
1	1	2:10.205	49.734	43.812	36.659	6	1	4:19.538	1:30.617	1:48.823	1:00.098
2	1	1:55.957	37.732	41.782	36.443	7	1	2:29.838	42.845	1:05.301	41.692
3	1	1:59.299	37.312	45.223	36.764	8	1	1:55.499	37.026	42.576	35.897
4	1	2:07.278	38.306	49.953	39.019	9	1	1:52.877	36.219	41.389	35.269
5	1	3:57.854	54.434	1:35.597	1:27.823						

53 Patrick Lendle (DEU) (VW Beetle) Theoretische Bestzeit: 1:53.238

Lap	D	Time	S1	S2	S3	Lap	D	Time	S1	S2	S3
1	1	2:05.762	45.997	43.318	36.447	6	1	4:18.853	1:30.839	1:48.100	59.914
2	1	1:53.940	37.315	40.984	35.641	7	1	2:31.194	43.481	1:04.962	42.751
3	1	1:56.961	36.613	44.617	35.731	8	1	1:55.729	37.220	42.209	36.300
4	1	2:15.060	43.040	52.582	39.438	9	1	1:55.120	37.208	42.237	35.675
5	1	3:57.830	54.541	1:34.610	1:28.679						

55 Michael Haager (DEU) (Audi A 3 Turbo) Theoretische Bestzeit: 1:45.032

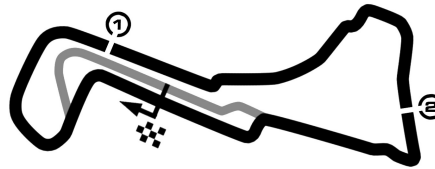
Lap	D	Time	S1	S2	S3	Lap	D	Time	S1	S2	S3
1	1	1:56.173	41.345	41.057	33.771	6	1	4:18.636	1:31.516	1:46.038	1:01.082
2	1	1:46.235	34.115	38.813	33.307	7	1	2:34.110	43.735	1:05.819	44.556
3	1	1:46.312	34.262	38.508	33.542	8	1	1:48.705	35.452	39.975	33.278
4	1	2:26.702	35.002	1:04.098	47.602	9	1	1:45.766	33.792	39.242	32.732
5	1	4:06.264	1:03.989	1:34.405	1:27.870						

BELGIAN TRUCK GRAND PRIX

Circuit Zolder, length 4000 m

14-15-16 SEPTEMBER 2018

Cup & Tourenwagen Trophy



CTI CUP- UND
TOURENWAGEN
TROPHY

Lap Analysis Race 1,

-Reg.No.: C-Z-TGP-SUPP-027

56 Jesco Kaczmarek (DEU) (Audi TTS)

Theoretische Bestzeit: 1:45.077

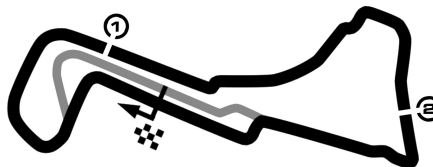
Lap	D	Time	S1	S2	S3	Lap	D	Time	S1	S2	S3
1	1	1:50.841	39.037	38.451	33.353	6	1	4:19.591	1:31.660	1:47.656	1:00.275
2	1	1:45.518	34.028	37.873	33.617	7	1	2:32.625	45.318	1:05.298	42.009
3	1	1:46.401	34.690	38.258	33.453	8	1	1:46.103	34.179	38.487	33.437
4	1	2:27.645	33.851	1:05.964	47.830	9	1	1:46.340	33.900	38.852	33.588
5	1	4:04.904	1:04.281	1:34.018	1:26.605						

BELGIAN TRUCK GRAND PRIX

Circuit Zolder, length 4000 m

14-15-16 SEPTEMBER 2018

Cup & Tourenwagen Trophy



CTI CUP- UND
TOURENWAGEN
TROPHY

Lap Analysis Race 1,

-Reg.No.: C-Z-TGP-SUPP-027

57 Marcus Gesell (DEU) (Seat Leon Supercopa MK2 GMS)

Theoretische Bestzeit: 1:45.342

Lap	D	Time	S1	S2	S3	Lap	D	Time	S1	S2	S3
1	1	1:52.755	40.477	39.114	33.164	6	1	4:18.937	1:31.164	1:48.126	59.647
2	1	1:46.068	33.998	38.313	33.757	7	1	2:32.608	45.161	1:05.464	41.983
3	1	1:46.439	34.262	38.180	33.997	8	1	1:46.632	34.201	38.942	33.489
4	1	2:25.913	35.923	1:02.480	47.510	9	1	1:46.599	34.124	38.702	33.773
5	1	4:05.584	1:04.431	1:34.697	1:26.456						

58 Frank Schröder (DEU) (Seat Leon MK1 Supa Copa)

Theoretische Bestzeit: 1:48.558

Lap	D	Time	S1	S2	S3	Lap	D	Time	S1	S2	S3
1	1	1:58.449	42.163	41.931	34.355	6	1	4:18.371	1:31.222	1:47.252	59.897
2	1	1:49.014	35.220	39.495	34.299	7	1	2:34.215	44.529	1:05.125	44.561
3	1	1:50.059	35.918	39.704	34.437	8	1	1:49.710	35.836	40.031	33.843
4	1	2:19.639	37.150	54.161	48.328	9	1	1:49.555	35.468	39.873	34.214
5	1	4:05.708	1:02.876	1:34.936	1:27.896						

75 Marius Barczak (DEU) (Volkswagen Golf 6 R)

Theoretische Bestzeit: 1:43.435

Lap	D	Time	S1	S2	S3	Lap	D	Time	S1	S2	S3
1	1	1:49.073	38.509	38.145	32.419	6	1	4:19.163	1:31.177	1:47.819	1:00.167
2	1	1:43.883	33.792	37.691	32.400	7	1	2:35.134	46.970	1:05.978	42.186
3	1	1:43.644	33.652	37.500	32.492	8	1	1:45.177	34.097	38.591	32.489
4	1	2:30.736	34.166	1:09.096	47.474	9	1	1:43.982	33.757	37.942	32.283
5	1	4:03.299	1:03.558	1:34.155	1:25.586						