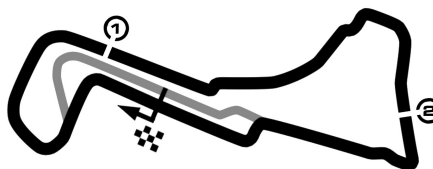


# BELGIAN TRUCK GRAND PRIX

Circuit Zolder, length 4000 m

14-15-16 SEPTEMBER 2018

Cup & Tourenwagen Trophy



## Lap Analysis Qualifying 2,

-Reg.No.: C-Z-TGP-SUPP-027

### 10 Stefan Hiller (DEU) Patrik Hausmann (VW LUPO GTI CUP) Theoretische Bestzeit: 1:59.454

| Lap | D | Time     | S1     | S2     | S3     | Lap | D | Time            | S1            | S2            | S3            |
|-----|---|----------|--------|--------|--------|-----|---|-----------------|---------------|---------------|---------------|
| 1   | 0 | 2:10.295 |        | 46.943 | 40.635 | 8   | 0 | 2:00.621        | 37.906        | 43.463        | 39.252        |
| 2   | 0 | 2:03.632 | 39.688 | 44.406 | 39.538 | 9   | 0 | 2:06.946        | 39.118        | 48.583        | 39.245        |
| 3   | 0 | 2:02.468 | 38.997 | 44.266 | 39.205 | 10  | 0 | 2:00.681        | 38.414        | 43.730        | 38.537        |
| 4   | 0 | 2:03.148 | 40.212 | 44.046 | 38.890 | 11  | 0 | 1:59.967        | 38.106        | 43.534        | <b>38.327</b> |
| 5   | 0 | 2:03.090 | 38.890 | 44.440 | 39.760 | 12  | 0 | 2:02.448        | 38.364        | 43.452        | 40.632        |
| 6   | 0 | 2:01.287 | 38.853 | 43.550 | 38.884 | 13  | 0 | <b>1:59.678</b> | <b>37.769</b> | <b>43.358</b> | 38.551        |
| 7   | 0 | 2:00.172 | 38.178 | 43.655 | 38.339 |     |   |                 |               |               |               |

### 11 Nico Ullmer (DEU) (VW Lupo BTC 1600) Theoretische Bestzeit: 1:57.339

| Lap | D | Time     | S1     | S2     | S3     | Lap | D | Time            | S1            | S2            | S3            |
|-----|---|----------|--------|--------|--------|-----|---|-----------------|---------------|---------------|---------------|
| 1   | 0 | 2:05.779 |        | 45.311 | 38.921 | 8   | 0 | 2:24.336        | 39.952        | 56.407        | 47.977        |
| 2   | 0 | 2:00.549 | 38.735 | 43.888 | 37.926 | 9   | 0 | 1:58.196        | 38.294        | 42.831        | <b>37.071</b> |
| 3   | 0 | 2:01.730 | 39.459 | 43.625 | 38.646 | 10  | 0 | <b>1:58.016</b> | 38.079        | <b>42.546</b> | 37.391        |
| 4   | 0 | 1:59.614 | 38.824 | 42.944 | 37.846 | 11  | 0 | 2:15.037        | <b>37.722</b> | 51.894        | 45.421        |
| 5   | 0 | 2:00.255 | 38.300 | 43.319 | 38.636 | 12  | 0 | 1:58.569        | 38.338        | 42.806        | 37.425        |
| 6   | 0 | 2:00.110 | 38.592 | 43.833 | 37.685 | 13  | 0 | 2:42.126        | 41.291        | 53.347        |               |
| 7   | 0 | 1:58.137 | 38.262 | 42.725 | 37.150 |     |   |                 |               |               |               |

### 14 Wolfgang Hönscheid (DEU) (Ford Fiesta ST CUP RS-2) Theoretische Bestzeit: 1:58.250

| Lap | D | Time     | S1     | S2     | S3     | Lap | D | Time            | S1            | S2            | S3            |
|-----|---|----------|--------|--------|--------|-----|---|-----------------|---------------|---------------|---------------|
| 1   | 0 | 2:11.872 |        | 47.893 | 40.222 | 7   | 0 | 2:01.969        | 38.796        | 44.438        | 38.735        |
| 2   | 0 | 2:04.129 | 41.531 | 43.987 | 38.611 | 8   | 0 | 2:02.660        | 38.704        | 45.160        | 38.796        |
| 3   | 0 | 2:07.634 | 41.304 | 46.202 | 40.128 | 9   | 0 | 1:59.220        | 38.557        | 42.666        | 37.997        |
| 4   | 0 | 2:00.407 | 38.999 | 43.189 | 38.219 | 10  | 0 | 1:59.014        | 38.237        | 42.834        | 37.943        |
| 5   | 0 | 2:02.173 | 39.093 | 43.786 | 39.294 | 11  | 0 | <b>1:58.250</b> | <b>38.208</b> | <b>42.287</b> | <b>37.755</b> |
| 6   | 0 | 2:02.273 | 39.910 | 43.183 | 39.180 | 12  | 0 | 2:29.555        | 42.953        | 48.592        |               |

### 16 Niclas Fassbender (DEU) (Citroen Saxo) Theoretische Bestzeit: 1:58.021

| Lap | D | Time     | S1       | S2     | S3     | Lap | D | Time            | S1            | S2            | S3            |
|-----|---|----------|----------|--------|--------|-----|---|-----------------|---------------|---------------|---------------|
| 1   | 0 | 2:04.754 |          | 45.207 | 39.457 | 8   | 0 | 1:58.361        | 37.810        | <b>42.643</b> | 37.908        |
| 2   | 0 | 2:00.633 | 38.311   | 43.458 | 38.864 | 9   | 0 | 2:01.667        | 38.046        | 44.363        | 39.258        |
| 3   | 0 | 1:59.942 | 38.589   | 43.085 | 38.268 | 10  | 0 | 2:01.137        | 38.160        | 43.099        | 39.878        |
| 4   | 0 | 2:02.784 | 40.004   | 44.424 | 38.356 | 11  | 0 | 1:58.200        | 37.795        | 42.753        | 37.652        |
| 5   | 0 | 2:12.901 | 37.902   | 44.344 |        | 12  | 0 | <b>1:58.142</b> | <b>37.768</b> | 42.764        | <b>37.610</b> |
| 6   | 0 | 3:07.778 | 1:45.155 | 44.051 | 38.572 | 13  | 0 | 2:02.386        | 38.393        | 45.735        | 38.258        |
| 7   | 0 | 2:00.983 | 38.557   | 43.910 | 38.516 |     |   |                 |               |               |               |

### 18 Oliver Greven () Michael Milz (Citroen Saxo) Theoretische Bestzeit: 1:52.290

| Lap | D | Time     | S1       | S2     | S3            | Lap | D | Time            | S1            | S2            | S3     |
|-----|---|----------|----------|--------|---------------|-----|---|-----------------|---------------|---------------|--------|
| 1   | 0 | 2:00.399 |          | 43.977 | 36.269        | 8   | 0 | 1:53.005        | 36.712        | 40.838        | 35.455 |
| 2   | 0 | 1:55.076 | 38.044   | 41.357 | 35.675        | 9   | 0 | 1:56.235        | 36.432        | 43.491        | 36.312 |
| 3   | 0 | 1:54.673 | 37.434   | 41.237 | 36.002        | 10  | 0 | 1:54.254        | 37.027        | 41.337        | 35.890 |
| 4   | 0 | 2:15.841 | 38.683   | 42.053 |               | 11  | 0 | <b>1:52.919</b> | 36.461        | 40.761        | 35.697 |
| 5   | 0 | 4:42.070 | 3:25.560 | 40.965 | 35.545        | 12  | 0 | 1:53.176        | <b>36.361</b> | <b>40.534</b> | 36.281 |
| 6   | 0 | 1:54.425 | 36.777   | 42.119 | 35.529        | 13  | 0 | 1:53.428        | 36.944        | 40.855        | 35.629 |
| 7   | 0 | 1:53.188 | 36.811   | 40.982 | <b>35.395</b> |     |   |                 |               |               |        |

### 21 Michael Nolte (DEU) (BMW M3 E46 Coupe NM) Theoretische Bestzeit: 1:50.189

| Lap | D | Time            | S1       | S2            | S3            | Lap | D | Time     | S1            | S2     | S3     |
|-----|---|-----------------|----------|---------------|---------------|-----|---|----------|---------------|--------|--------|
| 1   | 0 | 1:49.953        |          | <b>39.649</b> | 35.066        | 6   | 0 | 1:52.846 | 36.243        | 40.994 | 35.609 |
| 2   | 0 | <b>1:50.577</b> | 35.746   | 40.029        | <b>34.802</b> | 7   | 0 | 1:52.344 | 36.638        | 40.516 | 35.190 |
| 3   | 0 | 1:53.380        | 35.778   | 41.396        | 36.206        | 8   | 0 | 1:51.413 | <b>35.738</b> | 40.031 | 35.644 |
| 4   | 0 | 2:18.980        | 36.100   | 44.126        |               | 9   | 0 | 2:12.904 | 35.947        | 41.552 |        |
| 5   | 0 | 3:32.107        | 2:04.475 | 45.032        | 42.600        |     |   |          |               |        |        |

### 22 Günther Göbel (DEU) (Seat Leon Supercopa) Theoretische Bestzeit: 1:49.911

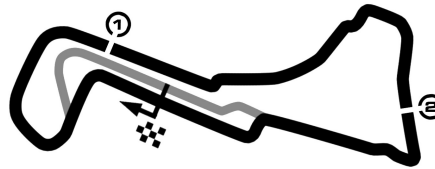
| Lap | D | Time     | S1     | S2     | S3     | Lap | D | Time     | S1            | S2     | S3     |
|-----|---|----------|--------|--------|--------|-----|---|----------|---------------|--------|--------|
| 1   | 0 | 1:57.172 |        | 43.235 | 36.275 | 8   | 0 | 1:51.012 | 35.487        | 40.725 | 34.800 |
| 2   | 0 | 1:53.376 | 36.241 | 42.202 | 34.933 | 9   | 0 | 1:51.212 | 35.334        | 40.941 | 34.937 |
| 3   | 0 | 1:51.624 | 35.547 | 40.957 | 35.120 | 10  | 0 | 2:08.985 | <b>35.152</b> | 43.571 |        |

# BELGIAN TRUCK GRAND PRIX

Circuit Zolder, length 4000 m

14-15-16 SEPTEMBER 2018

Cup & Tourenwagen Trophy



## Lap Analysis Qualifying 2,

-Reg.No.: C-Z-TGP-SUPP-027

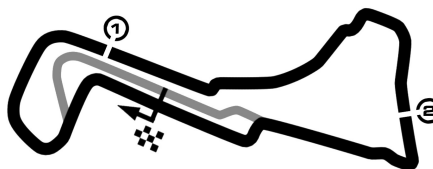
| Lap | D | Time            | S1     | S2            | S3            | Lap | D | Time     | S1       | S2     | S3     |
|-----|---|-----------------|--------|---------------|---------------|-----|---|----------|----------|--------|--------|
| 4   | 0 | 1:51.813        | 36.289 | 40.317        | 35.207        | 11  | 0 | 3:28.538 | 2:08.791 | 43.953 | 35.794 |
| 5   | 0 | 1:51.022        | 35.669 | 40.468        | 34.885        | 12  | 0 | 1:52.501 | 35.951   | 40.908 | 35.642 |
| 6   | 0 | 1:52.515        | 36.938 | 40.759        | 34.818        | 13  | 0 | 1:51.942 | 35.853   | 40.437 | 35.652 |
| 7   | 0 | <b>1:50.945</b> | 36.186 | <b>40.198</b> | <b>34.561</b> | 14  | 0 | 1:51.260 | 35.527   | 40.490 | 35.243 |

# BELGIAN TRUCK GRAND PRIX

Circuit Zolder, length 4000 m

14-15-16 SEPTEMBER 2018

Cup & Tourenwagen Trophy



**CTI** CUP- UND TOURENWAGEN TROPHY

## Lap Analysis Qualifying 2,

-Reg.No.: C-Z-TGP-SUPP-027

### 27 Harald Tänzler (DEU) (BMW E46 WTC)

Theoretische Bestzeit: 1:43.051

| Lap | D | Time     | S1     | S2     | S3     | Lap | D | Time            | S1            | S2            | S3            |
|-----|---|----------|--------|--------|--------|-----|---|-----------------|---------------|---------------|---------------|
| 1   | 0 | 1:58.008 |        | 43.138 | 34.593 | 5   | 0 | <b>1:43.350</b> | 33.654        | <b>37.350</b> | <b>32.346</b> |
| 2   | 0 | 1:49.024 | 35.257 | 39.897 | 33.870 | 6   | 0 | 1:43.354        | <b>33.355</b> | 37.610        | 32.389        |
| 3   | 0 | 1:47.098 | 35.783 | 38.672 | 32.643 | 7   | 0 | 2:08.039        | 37.981        | 40.671        |               |
| 4   | 0 | 1:44.083 | 33.643 | 37.743 | 32.697 |     |   |                 |               |               |               |

### 28 Markus Möller (DEU) (BMW M3 E46)

Theoretische Bestzeit: 1:53.468

| Lap | D | Time     | S1       | S2     | S3     | Lap | D | Time            | S1            | S2            | S3            |
|-----|---|----------|----------|--------|--------|-----|---|-----------------|---------------|---------------|---------------|
| 1   | 0 | 2:05.065 |          | 47.511 | 37.505 | 8   | 0 | 2:03.125        | 38.988        | 45.429        | 38.708        |
| 2   | 0 | 2:00.628 | 39.249   | 44.368 | 37.011 | 9   | 0 | 1:56.891        | 38.498        | 42.305        | 36.088        |
| 3   | 0 | 1:58.022 | 38.519   | 42.939 | 36.564 | 10  | 0 | 1:57.244        | 39.052        | 42.064        | 36.128        |
| 4   | 0 | 1:56.594 | 38.271   | 41.830 | 36.493 | 11  | 0 | 1:55.099        | 37.796        | 41.483        | 35.820        |
| 5   | 0 | 2:20.897 | 40.453   | 46.974 |        | 12  | 0 | 1:54.220        | 37.440        | 41.181        | 35.599        |
| 6   | 0 | 3:13.977 | 1:49.400 | 46.463 | 38.114 | 13  | 0 | <b>1:53.468</b> | <b>36.976</b> | <b>40.941</b> | <b>35.551</b> |
| 7   | 0 | 2:00.117 | 38.911   | 43.666 | 37.540 |     |   |                 |               |               |               |

### 34 Sven Schneider (DEU) (Renault Cup-Clio RS III)

Theoretische Bestzeit: 1:54.492

| Lap | D | Time     | S1     | S2            | S3     | Lap | D | Time            | S1            | S2     | S3            |
|-----|---|----------|--------|---------------|--------|-----|---|-----------------|---------------|--------|---------------|
| 1   | 0 | 2:02.030 |        | 44.867        | 36.382 | 8   | 0 | 1:55.170        | 37.472        | 41.493 | <b>36.205</b> |
| 2   | 0 | 1:56.582 | 37.262 | 42.411        | 36.909 | 9   | 0 | <b>1:54.730</b> | <b>36.840</b> | 41.593 | 36.297        |
| 3   | 0 | 1:56.031 | 37.466 | 42.324        | 36.241 | 10  | 0 | 1:56.029        | 37.546        | 41.988 | 36.495        |
| 4   | 0 | 1:55.541 | 37.385 | <b>41.447</b> | 36.709 | 11  | 0 | 1:56.363        | 37.274        | 41.913 | 37.176        |
| 5   | 0 | 1:56.948 | 37.399 | 42.984        | 36.565 | 12  | 0 | 1:56.361        | 36.944        | 42.077 | 37.340        |
| 6   | 0 | 1:56.023 | 37.243 | 42.416        | 36.364 | 13  | 0 | 2:22.594        | 41.341        | 47.315 |               |
| 7   | 0 | 1:57.694 | 37.651 | 42.857        | 37.186 |     |   |                 |               |        |               |

### 35 Jörg Chmiela () Alexander Brauer (Renault Clio)

Theoretische Bestzeit: 1:50.028

| Lap | D | Time            | S1     | S2     | S3            | Lap | D | Time     | S1            | S2            | S3     |
|-----|---|-----------------|--------|--------|---------------|-----|---|----------|---------------|---------------|--------|
| 1   | 0 | 1:58.372        |        | 43.454 | 36.089        | 7   | 0 | 2:05.772 | 35.991        | 41.131        |        |
| 2   | 0 | 1:55.174        | 37.563 | 42.055 | 35.556        | 8   | 0 | 5:53.064 | 4:10.097      | 1:01.284      | 41.683 |
| 3   | 0 | 1:52.410        | 36.224 | 41.025 | 35.161        | 9   | 0 | 2:00.760 | 40.296        | 43.982        | 36.482 |
| 4   | 0 | 1:51.408        | 36.011 | 40.298 | 35.099        | 10  | 0 | 1:52.436 | 36.490        | 40.836        | 35.110 |
| 5   | 0 | 1:51.087        | 35.954 | 40.038 | 35.095        | 11  | 0 | 1:51.730 | 36.121        | 40.009        | 35.600 |
| 6   | 0 | <b>1:50.793</b> | 35.700 | 40.143 | <b>34.950</b> | 12  | 0 | 1:50.971 | <b>35.257</b> | <b>39.821</b> | 35.893 |

### 37 Falk Lodzinski (DEU) (Renault Clio 3 RS Cup)

Theoretische Bestzeit: 1:55.028

| Lap | D | Time     | S1       | S2     | S3            | Lap | D | Time            | S1            | S2            | S3     |
|-----|---|----------|----------|--------|---------------|-----|---|-----------------|---------------|---------------|--------|
| 1   | 0 | 2:00.467 |          | 43.218 | 37.356        | 8   | 0 | 2:02.383        | 37.488        | 47.651        | 37.244 |
| 2   | 0 | 1:58.213 | 37.464   | 43.041 | 37.708        | 9   | 0 | 1:56.348        | 36.479        | 42.586        | 37.283 |
| 3   | 0 | 1:56.763 | 37.439   | 42.399 | 36.925        | 10  | 0 | 1:55.767        | 36.579        | 42.179        | 37.009 |
| 4   | 0 | 2:17.786 | 40.057   | 43.035 |               | 11  | 0 | <b>1:55.508</b> | 36.706        | <b>41.804</b> | 36.998 |
| 5   | 0 | 3:44.959 | 2:22.593 | 45.237 | 37.129        | 12  | 0 | 1:55.526        | <b>36.436</b> | 42.048        | 37.042 |
| 6   | 0 | 1:56.526 | 37.165   | 42.243 | 37.118        | 13  | 0 | 1:56.343        | 36.520        | 42.308        | 37.515 |
| 7   | 0 | 1:57.224 | 38.150   | 42.286 | <b>36.788</b> |     |   |                 |               |               |        |

### 39 Theo Milz (DEU) Roman Schiemenz (Renault Clio RS 3 Cup)

Theoretische Bestzeit: 1:50.086

| Lap | D | Time     | S1       | S2            | S3     | Lap | D | Time            | S1            | S2     | S3            |
|-----|---|----------|----------|---------------|--------|-----|---|-----------------|---------------|--------|---------------|
| 1   | 0 | 1:58.217 |          | 43.177        | 36.420 | 8   | 0 | 1:51.954        | 36.061        | 40.411 | 35.482        |
| 2   | 0 | 2:05.782 | 36.802   | 42.461        |        | 9   | 0 | 1:53.447        | 35.563        | 42.698 | 35.186        |
| 3   | 0 | 2:46.654 | 1:30.066 | 40.791        | 35.797 | 10  | 0 | 1:51.491        | 35.534        | 40.322 | 35.635        |
| 4   | 0 | 1:53.359 | 36.971   | 40.829        | 35.559 | 11  | 0 | 1:51.535        | 35.478        | 40.928 | 35.129        |
| 5   | 0 | 1:52.359 | 36.139   | 40.080        | 36.140 | 12  | 0 | 1:51.181        | 35.398        | 40.783 | <b>35.000</b> |
| 6   | 0 | 2:00.127 | 35.807   | 41.993        |        | 13  | 0 | 1:51.129        | 35.280        | 40.431 | 35.418        |
| 7   | 0 | 2:40.934 | 1:25.795 | <b>39.817</b> | 35.322 | 14  | 0 | <b>1:50.995</b> | <b>35.269</b> | 40.555 | 35.171        |

### 41 Matthias Flossdorf (DEU) (VW Golf III)

Theoretische Bestzeit: 2:03.599

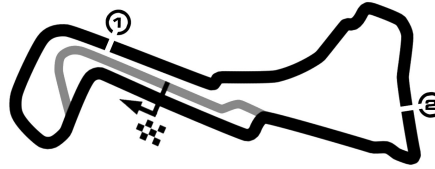
| Lap | D | Time     | S1     | S2     | S3            | Lap | D | Time            | S1     | S2            | S3     |
|-----|---|----------|--------|--------|---------------|-----|---|-----------------|--------|---------------|--------|
| 1   | 0 | 2:08.844 |        | 46.689 | 41.086        | 6   | 0 | 2:06.052        | 40.546 | <b>45.024</b> | 40.482 |
| 2   | 0 | 2:08.282 | 41.089 | 47.523 | 39.670        | 7   | 0 | <b>2:04.360</b> | 39.815 | 45.314        | 39.231 |
| 3   | 0 | 2:10.208 | 40.683 | 48.543 | 40.982        | 8   | 0 | 2:05.317        | 40.385 | 45.212        | 39.720 |
| 4   | 0 | 2:04.972 | 40.043 | 46.042 | <b>38.887</b> | 9   | 0 | 2:10.490        | 41.516 | 49.189        | 39.785 |

# BELGIAN TRUCK GRAND PRIX

Circuit Zolder, length 4000 m

14-15-16 SEPTEMBER 2018

Cup & Tourenwagen Trophy



## Lap Analysis Qualifying 2,

-Reg.No.: C-Z-TGP-SUPP-027

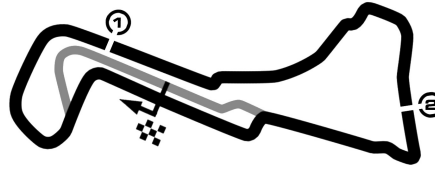
| Lap | D | Time     | S1     | S2     | S3     | Lap | D | Time     | S1            | S2     | S3 |
|-----|---|----------|--------|--------|--------|-----|---|----------|---------------|--------|----|
| 5   | 0 | 2:08.867 | 40.640 | 46.348 | 41.879 | 10  | 0 | 2:23.302 | <b>39.688</b> | 45.052 |    |

# BELGIAN TRUCK GRAND PRIX

Circuit Zolder, length 4000 m

14-15-16 SEPTEMBER 2018

Cup & Tourenwagen Trophy



**CTI** CUP- UND  
TOURENWAGEN  
TROPHY

## Lap Analysis Qualifying 2,

-Reg.No.: C-Z-TGP-SUPP-027

| 42 Uwe Send () Nico Send (BMW M3) |   |          |        |        |        | Theoretische Bestzeit: 1:49.669 |   |                 |               |               |               |
|-----------------------------------|---|----------|--------|--------|--------|---------------------------------|---|-----------------|---------------|---------------|---------------|
| Lap                               | D | Time     | S1     | S2     | S3     | Lap                             | D | Time            | S1            | S2            | S3            |
| 1                                 | 0 | 1:56.351 |        | 41.409 | 36.555 | 6                               | 0 | <b>1:49.763</b> | 35.463        | <b>39.203</b> | <b>35.097</b> |
| 2                                 | 0 | 1:52.265 | 36.259 | 40.305 | 35.701 | 7                               | 0 | 1:50.908        | <b>35.369</b> | 39.959        | 35.580        |
| 3                                 | 0 | 1:52.194 | 36.430 | 40.002 | 35.762 | 8                               | 0 | 1:51.841        | 35.548        | 40.843        | 35.450        |
| 4                                 | 0 | 1:52.479 | 35.748 | 41.184 | 35.547 | 9                               | 0 | 1:52.897        | 35.696        | 41.417        | 35.784        |
| 5                                 | 0 | 1:51.808 | 35.635 | 40.234 | 35.939 | 10                              | 0 | 2:55.058        | 45.595        | 1:09.875      |               |

| 45 Rainer Stoffel (DEU) Phillip Müller (Mini Cooper S Challenge R 53) |   |          |        |        |        | Theoretische Bestzeit: 1:55.306 |   |                 |               |               |               |
|---|---|----------|--------|--------|--------|---------------------------------|---|-----------------|---------------|---------------|---------------|
| Lap   | D | Time     | S1     | S2     | S3     | Lap                             | D | Time            | S1            | S2            | S3            |
| 1   | 0 | 2:12.403 |        | 49.999 | 39.446 | 8                               | 0 | <b>1:55.306</b> | <b>37.626</b> | <b>41.444</b> | <b>36.236</b> |
| 2   | 0 | 2:02.536 | 41.126 | 43.957 | 37.453 | 9                               | 0 | 1:55.871        | 37.769        | 41.717        | 36.385        |
| 3   | 0 | 2:06.317 | 43.253 | 44.246 | 38.818 | 10                              | 0 | 1:57.036        | 38.371        | 42.094        | 36.571        |
| 4   | 0 | 1:58.353 | 39.031 | 42.273 | 37.049 | 11                              | 0 | 1:58.657        | 38.130        | 42.949        | 37.578        |
| 5   | 0 | 1:58.009 | 38.737 | 42.356 | 36.916 | 12                              | 0 | 1:56.631        | 38.029        | 42.095        | 36.507        |
| 6   | 0 | 2:01.497 | 38.523 | 44.536 | 38.438 | 13                              | 0 | 1:57.611        | 38.681        | 42.136        | 36.794        |
| 7   | 0 | 1:56.602 | 38.211 | 41.922 | 36.469 | 14                              | 0 | 1:56.112        | 38.162        | 41.445        | 36.505        |

| 46 Wolfgang Kaufmann (DEU) Dietmar Blaskowski (BMW Z4M Coupe) |   |          |          |        |        | Theoretische Bestzeit: 1:48.413 |   |                 |               |               |               |
|---|---|----------|----------|--------|--------|---------------------------------|---|-----------------|---------------|---------------|---------------|
| Lap   | D | Time     | S1       | S2     | S3     | Lap                             | D | Time            | S1            | S2            | S3            |
| 1   | 0 | 1:54.309 |          | 41.696 | 35.180 | 8                               | 0 | 1:54.147        | 35.149        | 44.065        | 34.933        |
| 2   | 0 | 1:58.808 | 36.208   | 41.513 | 41.087 | 9                               | 0 | 1:49.515        | 34.773        | 39.942        | 34.800        |
| 3   | 0 | 1:52.046 | 35.916   | 40.868 | 35.262 | 10                              | 0 | 1:52.709        | 34.783        | <b>39.527</b> | 38.399        |
| 4   | 0 | 1:51.667 | 35.747   | 40.656 | 35.264 | 11                              | 0 | 1:51.184        | 35.547        | 40.075        | 35.562        |
| 5   | 0 | 2:10.539 | 36.158   | 44.763 |        | 12                              | 0 | <b>1:48.673</b> | 34.670        | 39.574        | <b>34.429</b> |
| 6   | 0 | 2:55.600 | 1:40.775 | 39.909 | 34.916 | 13                              | 0 | 2:03.642        | <b>34.457</b> | 41.215        |               |
| 7   | 0 | 1:49.690 | 35.139   | 39.896 | 34.655 |                                 |   |                 |               |               |               |

| 47 Manfred Siek (DEU) (BMW AG MINI JCW Challenge) |   |          |        |        |        | Theoretische Bestzeit: 1:53.839 |   |                 |               |               |               |
|---|---|----------|--------|--------|--------|---------------------------------|---|-----------------|---------------|---------------|---------------|
| Lap   | D | Time     | S1     | S2     | S3     | Lap                             | D | Time            | S1            | S2            | S3            |
| 1   | 0 | 1:59.992 |        | 43.902 | 36.610 | 6                               | 0 | 3:14.676        | 1:54.567      | 43.063        | 37.046        |
| 2   | 0 | 1:56.253 | 37.975 | 41.735 | 36.543 | 7                               | 0 | 1:55.161        | <b>36.854</b> | 41.810        | 36.497        |
| 3   | 0 | 1:56.070 | 37.894 | 41.723 | 36.453 | 8                               | 0 | <b>1:54.409</b> | 37.085        | 41.469        | <b>35.855</b> |
| 4   | 0 | 1:58.103 | 38.807 | 42.286 | 37.010 | 9                               | 0 | 1:54.932        | 37.605        | <b>41.130</b> | 36.197        |
| 5   | 0 | 2:43.634 | 37.005 | 59.009 |        | 10                              | 0 | 3:03.914        | 50.820        | 1:08.243      |               |

| 48 Michael Heide (DEU) (BMW AG MINI JCW Challenge) |   |          |        |        |        | Theoretische Bestzeit: 1:49.716 |   |                 |               |               |               |
|--|---|----------|--------|--------|--------|---------------------------------|---|-----------------|---------------|---------------|---------------|
| Lap  | D | Time     | S1     | S2     | S3     | Lap                             | D | Time            | S1            | S2            | S3            |
| 1  | 0 | 1:59.041 |        | 43.413 | 37.637 | 4                               | 0 | 1:54.337        | <b>35.453</b> | 42.018        | 36.866        |
| 2  | 0 | 1:52.993 | 37.296 | 40.200 | 35.497 | 5                               | 0 | <b>1:50.160</b> | 35.897        | <b>39.161</b> | <b>35.102</b> |
| 3  | 0 | 1:50.816 | 35.605 | 39.601 | 35.610 | 6                               | 0 | 2:21.494        | 41.318        | 50.164        |               |

| 49 Uwe Welzenbach (DEU) (BMW AG MINI JCW Challenge) |   |          |          |        |        | Theoretische Bestzeit: 2:01.290 |   |                 |               |               |               |
|---|---|----------|----------|--------|--------|---------------------------------|---|-----------------|---------------|---------------|---------------|
| Lap   | D | Time     | S1       | S2     | S3     | Lap                             | D | Time            | S1            | S2            | S3            |
| 1   | 0 | 2:14.704 |          | 50.215 | 39.513 | 7                               | 0 | 2:10.375        | 41.398        | 46.929        | 42.048        |
| 2   | 0 | 2:06.624 | 41.586   | 45.854 | 39.184 | 8                               | 0 | 2:03.755        | 41.026        | 44.995        | 37.734        |
| 3   | 0 | 2:22.172 | 43.368   | 47.369 |        | 9                               | 0 | 2:02.530        | 40.493        | 44.455        | 37.582        |
| 4   | 0 | 3:11.593 | 1:39.686 | 50.728 | 41.179 | 10                              | 0 | 2:02.372        | 39.782        | 45.064        | <b>37.526</b> |
| 5   | 0 | 2:06.525 | 41.133   | 45.315 | 40.077 | 11                              | 0 | 2:03.188        | <b>39.596</b> | 44.352        | 39.240        |
| 6   | 0 | 2:03.810 | 40.627   | 45.082 | 38.101 | 12                              | 0 | <b>2:01.575</b> | 39.623        | <b>44.168</b> | 37.784        |

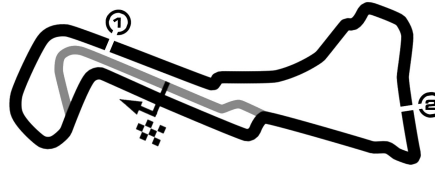
| 51 Niclas Dymeck (DEU) (BMW 328i E 36) |   |          |    |    |    | Theoretische Bestzeit: |   |                 |    |    |    |
|--|---|----------|----|----|----|------------------------|---|-----------------|----|----|----|
| Lap                                    | D | Time     | S1 | S2 | S3 | Lap                    | D | Time            | S1 | S2 | S3 |
| 1                                      | 0 | 1:59.673 |    |    |    | 7                      | 0 | 1:54.974        |    |    |    |
| 2                                      | 0 | 1:59.891 |    |    |    | 8                      | 0 | 1:53.545        |    |    |    |
| 3                                      | 0 | 2:11.677 |    |    |    | 9                      | 0 | <b>1:52.809</b> |    |    |    |
| 4                                      | 0 | 6:11.446 |    |    |    | 10                     | 0 | 1:53.737        |    |    |    |
| 5                                      | 0 | 1:55.595 |    |    |    | 11                     | 0 | 1:58.806        |    |    |    |
| 6                                      | 0 | 1:55.026 |    |    |    | 12                     | 0 | 2:08.848        |    |    |    |

# BELGIAN TRUCK GRAND PRIX

Circuit Zolder, length 4000 m

14-15-16 SEPTEMBER 2018

Cup & Tourenwagen Trophy



**CTI** CUP- UND  
TOURENWAGEN  
TROPHY

## Lap Analysis Qualifying 2,

-Reg.No.: C-Z-TGP-SUPP-027

| 53 Patrick Lendle (DEU) (VW Beetle) |   |          |          |        |        | Theoretische Bestzeit: 1:52.767 |   |                 |               |               |               |
|-------------------------------------|---|----------|----------|--------|--------|---------------------------------|---|-----------------|---------------|---------------|---------------|
| Lap                                 | D | Time     | S1       | S2     | S3     | Lap                             | D | Time            | S1            | S2            | S3            |
| 1                                   | 0 | 2:01.188 |          | 43.969 | 37.481 | 8                               | 0 | 1:56.370        | 37.807        | 43.109        | <b>35.454</b> |
| 2                                   | 0 | 1:58.572 | 38.882   | 42.664 | 37.026 | 9                               | 0 | 1:53.718        | 36.748        | 41.126        | 35.844        |
| 3                                   | 0 | 1:59.067 | 38.677   | 44.367 | 36.023 | 10                              | 0 | 1:53.733        | 36.614        | 41.000        | 36.119        |
| 4                                   | 0 | 1:55.738 | 37.527   | 41.871 | 36.340 | 11                              | 0 | 1:54.974        | 37.054        | 41.756        | 36.164        |
| 5                                   | 0 | 2:04.428 | 38.064   | 41.389 |        | 12                              | 0 | 1:53.183        | 36.746        | 40.828        | 35.609        |
| 6                                   | 0 | 3:21.987 | 2:04.748 | 41.445 | 35.794 | 13                              | 0 | <b>1:52.901</b> | <b>36.577</b> | <b>40.736</b> | 35.588        |
| 7                                   | 0 | 1:57.069 | 38.228   | 42.768 | 36.073 |                                 |   |                 |               |               |               |

| 55 Michael Haager (DEU) (Audi A 3 Turbo) |   |          |          |               |               | Theoretische Bestzeit: 1:45.025 |   |                 |               |        |        |
|--|---|----------|----------|---------------|---------------|---------------------------------|---|-----------------|---------------|--------|--------|
| Lap                                      | D | Time     | S1       | S2            | S3            | Lap                             | D | Time            | S1            | S2     | S3     |
| 1  | 0 | 1:58.104 |          | 43.956        | 35.380        | 9                               | 0 | 1:47.576        | 34.434        | 39.633 | 33.509 |
| 2  | 0 | 1:50.262 | 36.081   | 40.035        | 34.146        | 10                              | 0 | 1:49.838        | 34.920        | 40.863 | 34.055 |
| 3  | 0 | 1:48.880 | 34.815   | 40.071        | 33.994        | 11                              | 0 | 1:46.772        | 34.583        | 38.356 | 33.833 |
| 4  | 0 | 1:46.074 | 34.383   | 38.426        | <b>33.265</b> | 12                              | 0 | <b>1:45.324</b> | 33.867        | 38.126 | 33.331 |
| 5  | 0 | 1:46.392 | 34.611   | <b>37.955</b> | 33.826        | 13                              | 0 | 1:46.323        | 34.218        | 38.563 | 33.542 |
| 6  | 0 | 1:47.206 | 34.864   | 38.517        | 33.825        | 14                              | 0 | 1:48.599        | 34.083        | 40.586 | 33.930 |
| 7  | 0 | 2:02.115 | 34.350   | 38.451        |               | 15                              | 0 | 1:45.650        | <b>33.805</b> | 38.545 | 33.300 |
| 8  | 0 | 2:45.299 | 1:31.946 | 39.473        | 33.880        |                                 |   |                 |               |        |        |

| 56 Jesco Kaczmarek (DEU) (Audi TTS) |   |                 |        |               |               | Theoretische Bestzeit: 1:43.820 |   |          |               |        |    |
|-------------------------------------|---|-----------------|--------|---------------|---------------|---------------------------------|---|----------|---------------|--------|----|
| Lap                                 | D | Time            | S1     | S2            | S3            | Lap                             | D | Time     | S1            | S2     | S3 |
| 1                                   | 0 | 1:43.782        |        | <b>37.316</b> | <b>32.919</b> | 3                               | 0 | 2:01.075 | <b>33.585</b> | 37.494 |    |
| 2                                   | 0 | <b>1:46.709</b> | 33.649 | 39.583        | 33.477        |                                 |   |          |               |        |    |

| 57 Marcus Gesell (DEU) (Seat Leon Supercopa MK2 GMS) |   |          |          |        |        | Theoretische Bestzeit: 1:46.359 |   |                 |               |               |               |
|--|---|----------|----------|--------|--------|---------------------------------|---|-----------------|---------------|---------------|---------------|
| Lap  | D | Time     | S1       | S2     | S3     | Lap                             | D | Time            | S1            | S2            | S3            |
| 1  | 0 | 1:47.953 |          | 39.123 | 34.057 | 9                               | 0 | 1:51.050        | 34.673        | 39.755        | 36.622        |
| 2  | 0 | 1:50.552 | 34.841   | 41.536 | 34.175 | 10                              | 0 | 1:49.627        | 35.750        | 39.288        | 34.589        |
| 3  | 0 | 1:48.141 | 34.782   | 38.924 | 34.435 | 11                              | 0 | 1:47.539        | 34.700        | <b>37.919</b> | 34.920        |
| 4  | 0 | 2:16.419 | 42.154   | 42.623 |        | 12                              | 0 | 1:48.714        | 35.414        | 39.270        | 34.030        |
| 5  | 0 | 2:32.587 | 1:19.095 | 38.879 | 34.613 | 13                              | 0 | 1:55.430        | 37.869        | 42.939        | 34.622        |
| 6  | 0 | 1:47.354 | 34.928   | 38.385 | 34.041 | 14                              | 0 | <b>1:46.815</b> | 34.810        | 38.069        | <b>33.936</b> |
| 7  | 0 | 1:59.358 | 41.243   | 43.543 | 34.572 | 15                              | 0 | 2:01.050        | <b>34.504</b> | 38.423        |               |
| 8  | 0 | 1:48.428 | 34.682   | 39.790 | 33.956 |                                 |   |                 |               |               |               |

| 58 Frank Schröder (DEU) (Seat Leon MK1 Supa Copa) |   |          |        |        |        | Theoretische Bestzeit: 1:47.937 |   |                 |               |               |               |
|---|---|----------|--------|--------|--------|---------------------------------|---|-----------------|---------------|---------------|---------------|
| Lap   | D | Time     | S1     | S2     | S3     | Lap                             | D | Time            | S1            | S2            | S3            |
| 1   | 0 | 1:57.012 |        | 43.360 | 35.528 | 5                               | 0 | <b>1:48.076</b> | 35.121        | <b>39.000</b> | <b>33.955</b> |
| 2   | 0 | 1:53.599 | 36.175 | 42.948 | 34.476 | 6                               | 0 | 1:50.638        | 35.566        | 40.698        | 34.374        |
| 3   | 0 | 1:49.461 | 35.542 | 39.273 | 34.646 | 7                               | 0 | 1:50.051        | <b>34.982</b> | 40.552        | 34.517        |
| 4   | 0 | 1:49.810 | 35.243 | 39.448 | 35.119 | 8                               | 0 | 2:05.363        | 36.183        | 39.389        |               |

| 75 Marius Barczak (DEU) (Volkswagen Golf 6 R) |   |          |    |                 |    | Theoretische Bestzeit: |   |      |    |    |    |
|---|---|----------|----|-----------------|----|------------------------|---|------|----|----|----|
| Lap   | D | Time     | S1 | S2              | S3 | Lap                    | D | Time | S1 | S2 | S3 |
| 1   | 0 | 3:50.166 |    | <b>1:38.612</b> |    |                        |   |      |    |    |    |