

24 HEURES CAMIONS

Circuit Bugatti, length 4185 m

27. - 30. September. 2018

Lotus Cup Europe

Lap Analysis Race 1,



FFSA / -Reg.No.: FFSA n° 629

2 Jon Walker (GBR) (Elise S1)

Theoretische Bestzeit: 1:59.121

Lap	D	Time	S1	S2	S3	Lap	D	Time	S1	S2	S3
1	1	2:08.604	1:02.079	35.758	30.767	9	1	2:01.279	56.037	34.772	30.470
2	1	1:59.726	54.969	34.414	30.343	10	1	2:00.936	55.542	34.991	30.403
3	1	1:59.808	55.082	34.325	30.401	11	1	2:00.883	55.443	35.102	30.338
4	1	2:00.322	55.056	34.377	30.889	12	1	2:00.776	55.830	34.302	30.644
5	1	1:59.306	54.852	34.229	30.225	13	1	1:59.856	55.052	34.378	30.426
6	1	1:59.983	55.077	34.438	30.468	14	1	1:59.646	55.133	34.145	30.368
7	1	2:00.493	55.515	34.490	30.488	15	1	2:01.223	56.001	34.044	31.178
8	1	2:02.699	55.824	35.816	31.059	16	1	3:15.344	1:06.058	53.719	

7 David MCINULTY (GBR) (Exige V6 Cup R)

Theoretische Bestzeit: 1:48.864

Lap	D	Time	S1	S2	S3	Lap	D	Time	S1	S2	S3
1	1	1:53.528	52.836	31.724	28.968	10	1	1:50.275	50.783	30.868	28.624
2	1	1:50.438	50.530	31.329	28.579	11	1	1:50.731	50.671	31.338	28.722
3	1	1:50.847	50.522	31.723	28.602	12	1	1:51.819	50.704	32.996	28.119
4	1	1:49.572	49.898	31.076	28.598	13	1	1:49.634	50.058	31.088	28.488
5	1	1:50.356	50.618	31.057	28.681	14	1	1:50.712	50.356	31.114	29.242
6	1	1:49.689	50.570	30.847	28.272	15	1	1:50.858	51.172	31.057	28.629
7	1	1:49.928	50.615	30.949	28.364	16	1	1:50.021	50.462	31.009	28.550
8	1	1:50.653	50.683	31.021	28.949	17	1	1:51.844	50.470	31.324	30.050
9	1	1:50.258	50.881	30.955	28.422						

8 Janos SANTA (HUN) (Exige V6 Cup R)

Theoretische Bestzeit: 1:50.685

Lap	D	Time	S1	S2	S3	Lap	D	Time	S1	S2	S3
1	1	2:01.918	59.072	33.094	29.752	10	1	1:53.101	51.955	31.967	29.179
2	1	1:53.670	51.885	32.668	29.117	11	1	1:51.991	51.618	31.621	28.752
3	1	1:52.457	51.180	32.262	29.015	12	1	1:51.622	51.247	31.390	28.985
4	1	1:51.592	50.893	31.805	28.894	13	1	1:53.965	51.133	31.058	31.774
5	1	1:51.833	51.467	31.477	28.889	14	1	1:54.150	52.509	31.625	30.016
6	1	1:51.382	51.275	31.342	28.765	15	1	1:52.821	51.329	31.891	29.601
7	1	1:51.312	50.875	31.302	29.135	16	1	1:52.470	51.694	31.361	29.415
8	1	1:51.406	51.023	31.521	28.862	17	1	2:32.636	59.566	45.103	
9	1	1:53.401	52.099	32.150	29.152						

12 Ian Fenwick (GBR) (Exige S1)

Theoretische Bestzeit: 1:53.510

Lap	D	Time	S1	S2	S3	Lap	D	Time	S1	S2	S3
1	1	2:00.088	57.923	32.587	29.578	9	1	1:54.767	53.148	32.407	29.212
2	1	1:56.522	53.236	33.365	29.921	10	1	1:54.166	52.663	32.188	29.315
3	1	1:54.240	52.831	32.397	29.012	11	1	1:54.793	53.087	32.420	29.286
4	1	1:55.083	52.970	32.760	29.353	12	1	1:54.072	53.061	31.979	29.032
5	1	1:55.152	53.327	32.297	29.528	13	1	1:55.387	53.066	32.277	30.044
6	1	1:55.637	53.655	32.433	29.549	14	1	1:54.729	52.991	32.314	29.424
7	1	1:55.697	53.674	32.420	29.603	15	1	1:54.677	53.067	32.192	29.418
8	1	1:55.595	53.913	32.381	29.301	16	1	1:55.095	52.519	32.805	29.771

14 Nathalie GENOUD-PRACHEX (FRA) (2-Eleven)

Theoretische Bestzeit: 1:53.351

Lap	D	Time	S1	S2	S3	Lap	D	Time	S1	S2	S3
1	1	2:01.785	58.187	32.938	30.660	9	1	1:54.509	52.795	32.633	29.081
2	1	1:56.008	53.449	33.238	29.321	10	1	1:54.422	52.706	32.729	28.987
3	1	1:55.804	53.533	32.951	29.320	11	1	1:53.508	52.442	32.105	28.961
4	1	1:56.643	53.632	33.233	29.778	12	1	1:53.670	52.330	32.197	29.143
5	1	1:56.204	53.647	32.977	29.580	13	1	1:55.700	52.336	32.060	31.304
6	1	1:55.865	53.747	32.767	29.351	14	1	1:54.334	52.603	32.077	29.654
7	1	1:55.302	53.439	32.674	29.189	15	1	1:54.159	52.335	32.342	29.482
8	1	1:54.493	53.156	32.306	29.031	16	1	1:56.320	54.697	32.322	29.301


24 HEURES CAMIONS

Circuit Bugatti, length 4185 m

27. - 30. September. 2018

Lotus Cup Europe

Lap Analysis Race 1,



FFSA/ -Reg.No.: FFSA n° 629

17 Thierry VERHIEST (BEL) (Exige V6 Cup R)

Theoretische Bestzeit: 1:49.136

Lap	D	Time	S1	S2	S3	Lap	D	Time	S1	S2	S3
1	1	1:55.281	54.353	32.177	28.751	10	1	1:50.281	50.046	31.227	29.008
2	1	1:50.130	50.118	31.466	28.546	11	1	1:50.272	50.484	31.107	28.681
3	1	1:50.272	50.209	31.561	28.502	12	1	1:52.710	51.607	31.930	29.173
4	1	1:50.514	50.516	31.430	28.568	13	1	1:50.455	50.527	31.186	28.742
5	1	1:50.615	50.322	31.555	28.738	14	1	1:51.173	50.189	31.487	29.497
6	1	1:50.446	50.587	31.162	28.697	15	1	1:50.143	50.373	31.190	28.580
7	1	1:49.930	50.402	31.118	28.410	16	1	1:49.872	50.087	31.035	28.750
8	1	1:51.281	50.687	31.748	28.846	17	1	1:50.338	50.280	31.293	28.765
9	1	1:49.198	49.810	30.916	28.472						

19 Paul PATTISON (GBR) (Elise S1)

Theoretische Bestzeit: 1:58.228

Lap	D	Time	S1	S2	S3	Lap	D	Time	S1	S2	S3
1	1	2:08.866	1:02.045	36.019	30.802	9	1	2:00.613	55.877	34.459	30.277
2	1	1:59.686	54.892	34.402	30.392	10	1	1:59.117	54.940	34.001	30.176
3	1	1:59.684	54.869	34.497	30.318	11	1	2:03.539	56.566	35.392	31.581
4	1	1:59.552	54.905	34.574	30.073	12	1	2:08.053	55.871	34.342	37.840
5	1	1:59.193	54.597	33.823	30.773	13	1	2:02.013	56.136	34.898	30.979
6	1	2:00.248	55.003	34.708	30.537	14	1	2:00.698	55.816	34.296	30.586
7	1	1:59.643	54.954	34.453	30.236	15	1	1:59.478	55.306	34.364	29.808
8	1	2:08.374	1:03.477	34.540	30.357	16	1	3:05.046	59.933	49.057	

20 Dave CARR (GBR) (Elise S2)

Theoretische Bestzeit: 1:57.774

Lap	D	Time	S1	S2	S3	Lap	D	Time	S1	S2	S3
1	1	2:05.328	1:00.727	34.703	29.898	9	1	1:58.689	54.559	34.215	29.915
2	1	1:58.261	54.299	34.268	29.694	10	1	1:58.882	54.345	34.618	29.919
3	1	1:58.352	54.376	34.129	29.847	11	1	1:58.993	54.889	34.129	29.975
4	1	1:59.103	54.626	34.258	30.219	12	1	1:58.062	54.154	34.037	29.871
5	1	1:58.926	54.680	34.121	30.125	13	1	1:59.264	54.571	34.097	30.596
6	1	1:58.120	54.492	33.932	29.696	14	1	1:59.520	54.686	34.444	30.390
7	1	1:58.234	54.573	33.926	29.735	15	1	1:59.570	55.668	33.934	29.968
8	1	1:59.206	54.364	34.479	30.363	16	1	2:24.366	1:03.571	36.941	43.854

21 Daniel PALMA (SWE) (Exige V6 Cup R)

Theoretische Bestzeit: 1:49.472

Lap	D	Time	S1	S2	S3	Lap	D	Time	S1	S2	S3
1	1	1:52.840	52.562	31.281	28.997	10	1	1:50.418	50.485	31.350	28.583
2	1	1:50.467	50.195	31.132	29.140	11	1	1:50.534	50.600	31.478	28.456
3	1	1:50.479	50.700	31.330	28.449	12	1	1:53.343	50.967	33.583	28.793
4	1	1:50.206	50.507	31.198	28.501	13	1	2:01.611	58.083	34.209	29.319
5	1	1:50.330	50.561	31.226	28.543	14	1	1:55.832	53.718	33.283	28.831
6	1	1:49.686	50.405	30.944	28.337	15	1	1:59.755	54.011	35.980	29.764
7	1	1:49.979	50.521	30.940	28.518	16	1	1:59.690	56.030	33.772	29.888
8	1	1:50.855	50.596	31.293	28.966	17	1	2:27.269	1:01.243	45.365	
9	1	1:50.027	50.677	30.956	28.394						

32 Cai CEDERHOLM (SWE) (Elise Cup R)

Theoretische Bestzeit: 1:58.825

Lap	D	Time	S1	S2	S3	Lap	D	Time	S1	S2	S3
1	1	2:07.829	1:02.033	35.420	30.376	9	1	2:02.266	56.058	35.582	30.626
2	1	1:58.875	54.296	34.206	30.373	10	1	1:59.379	54.789	34.267	30.323
3	1	1:59.641	54.759	34.392	30.490	11	1	2:01.728	55.447	35.285	30.996
4	1	2:00.384	54.960	34.672	30.752	12	1	2:01.677	55.465	34.285	31.927
5	1	1:59.882	54.957	34.246	30.679	13	1	2:01.064	55.690	34.454	30.920
6	1	2:00.237	55.075	34.739	30.423	14	1	2:00.665	55.503	34.532	30.630
7	1	2:00.705	55.115	34.567	31.023	15	1	2:00.851	55.901	34.399	30.551
8	1	2:04.693	56.740	34.961	32.992	16	1	3:08.157	57.451	54.502	


24 HEURES CAMIONS

Circuit Bugatti, length 4185 m

27. - 30. September. 2018

Lotus Cup Europe

Lap Analysis Race 1,



FFSA / -Reg.No.: FFSA n° 629

33 Egon BURKUS (HUN) (Exige V6 Cup R)

Theoretische Bestzeit: 1:49.803

Lap	D	Time	S1	S2	S3	Lap	D	Time	S1	S2	S3
1	1	2:00.520	58.371	33.065	29.084	9	1	1:50.233	50.453	31.390	28.390
2	1	1:50.656	50.653	31.519	28.484	10	1	1:50.356	50.604	31.133	28.619
3	1	1:51.255	50.898	31.856	28.501	11	1	1:51.251	50.666	31.524	29.061
4	1	1:50.358	50.517	31.345	28.496	12	1	1:51.557	50.917	31.532	29.108
5	1	1:50.141	50.533	31.191	28.417	13	1	1:52.038	51.206	31.752	29.080
6	1	1:50.267	50.448	31.396	28.423	14	1	1:50.792	50.778	31.230	28.784
7	1	1:49.889	50.406	31.192	28.291	15	1	1:50.479	50.742	31.106	28.631
8	1	1:50.723	50.483	31.331	28.909	16	1	1:51.854	50.772	31.220	29.862

37 Mark YATES (GBR) (Elise Cup R)

Theoretische Bestzeit: 1:57.484

Lap	D	Time	S1	S2	S3	Lap	D	Time	S1	S2	S3
1	1	2:04.065	59.601	34.408	30.056	9	1	1:58.108	54.438	33.777	29.893
2	1	1:58.428	54.120	34.120	30.188	10	1	1:58.320	54.012	34.207	30.101
3	1	1:58.183	53.879	34.325	29.979	11	1	1:59.170	54.457	34.411	30.302
4	1	1:59.123	54.193	34.672	30.258	12	1	1:58.470	54.441	33.862	30.167
5	1	1:58.328	54.191	34.116	30.021	13	1	1:59.107	54.197	34.136	30.774
6	1	1:58.316	54.203	33.925	30.188	14	1	2:01.476	54.625	35.111	31.740
7	1	1:58.188	54.086	34.274	29.828	15	1	2:14.293	1:09.662	34.342	30.289
8	1	1:58.529	54.266	34.012	30.251	16	1	2:21.319	57.901	43.114	40.304

39 Bence BALOGH (HUN) (Evora GT4)

Theoretische Bestzeit: 1:47.144

Lap	D	Time	S1	S2	S3	Lap	D	Time	S1	S2	S3
1	1	1:49.996	51.339	30.721	27.936	10	1	1:49.909	51.405	30.412	28.092
2	1	1:48.035	49.248	30.795	27.992	11	1	1:48.395	49.141	31.111	28.143
3	1	1:47.144	49.108	30.249	27.787	12	1	1:48.444	49.576	30.778	28.090
4	1	1:47.939	49.243	30.568	28.128	13	1	1:47.932	49.519	30.335	28.078
5	1	1:48.128	49.607	30.403	28.118	14	1	1:48.443	49.456	30.506	28.481
6	1	1:48.112	49.524	30.427	28.161	15	1	1:48.005	49.517	30.400	28.088
7	1	1:48.774	49.885	30.814	28.075	16	1	1:48.286	49.219	30.800	28.267
8	1	1:48.219	49.453	30.615	28.151	17	1	1:50.009	50.545	31.060	28.404
9	1	1:48.896	50.005	30.445	28.446						

41 Anthony FOURNIER (FRA) (2-Eleven)

Theoretische Bestzeit: 1:49.577

Lap	D	Time	S1	S2	S3	Lap	D	Time	S1	S2	S3
1	1	1:56.667	55.412	32.089	29.166	10	1	1:50.066	50.620	31.129	28.317
2	1	1:50.906	50.707	31.527	28.672	11	1	1:50.410	51.006	31.303	28.101
3	1	1:50.126	50.961	31.101	28.064	12	1	1:51.262	50.902	31.799	28.561
4	1	1:51.226	51.287	31.357	28.582	13	1	1:51.632	51.382	31.447	28.803
5	1	1:50.823	51.012	31.430	28.381	14	1	1:51.525	50.837	31.449	29.239
6	1	1:50.414	50.959	31.155	28.300	15	1	1:52.033	51.077	31.288	29.668
7	1	1:50.655	51.342	31.179	28.134	16	1	1:51.152	51.312	31.257	28.583
8	1	1:50.014	50.858	31.050	28.106	17	1	2:02.450	51.050	31.509	39.891
9	1	1:49.805	50.835	30.893	28.077						

44 Andrew WRIGHT (GBR) (Exige S1)

Theoretische Bestzeit: 1:51.031

Lap	D	Time	S1	S2	S3	Lap	D	Time	S1	S2	S3
1	1	1:58.774	57.092	32.456	29.226	10	1	1:53.290	52.036	32.226	29.028
2	1	1:51.584	51.155	31.922	28.507	11	1	1:53.860	52.684	31.986	29.190
3	1	1:51.285	51.151	31.769	28.365	12	1	1:52.239	51.402	31.637	29.200
4	1	1:52.218	51.228	31.896	29.094	13	1	1:54.162	52.127	31.746	30.289
5	1	1:52.094	51.029	31.943	29.122	14	1	1:54.876	51.744	32.440	30.692
6	1	1:53.419	51.993	32.334	29.092	15	1	1:53.865	51.845	32.316	29.704
7	1	1:52.702	51.774	31.688	29.240	16	1	1:55.137	52.923	32.927	29.287
8	1	1:52.882	51.535	31.775	29.572	17	1	3:09.209	58.481	56.795	
9	1	1:53.358	52.053	32.026	29.279						


24 HEURES CAMIONS

Circuit Bugatti, length 4185 m

27. - 30. September. 2018

Lotus Cup Europe

Lap Analysis Race 1,



FFSA/ -Reg.No.: FFSA n° 629

46 Denis van den Savel (BEL) (Elise 111R)

Theoretische Bestzeit: 1:59.344

Lap	D	Time	S1	S2	S3	Lap	D	Time	S1	S2	S3
1	1	2:09.920	1:03.301	35.556	31.063	9	1	2:02.142	56.454	35.153	30.535
2	1	2:00.299	55.206	34.797	30.296	10	1	2:00.482	56.106	34.269	30.107
3	1	2:00.445	55.413	34.434	30.598	11	1	2:03.725	56.973	35.110	31.642
4	1	2:00.783	55.696	34.723	30.364	12	1	2:03.669	56.740	34.193	32.736
5	1	2:00.713	55.562	34.982	30.169	13	1	2:01.239	55.855	34.299	31.085
6	1	1:59.815	55.417	34.453	29.945	14	1	2:01.707	56.369	34.867	30.471
7	1	1:59.838	55.333	34.511	29.994	15	1	2:00.415	55.693	34.196	30.526
8	1	2:00.223	55.345	34.352	30.526	16	1	3:11.955	1:08.931	44.687	

51 David HARVEY (GBR) (340R)

Theoretische Bestzeit: 1:49.441

Lap	D	Time	S1	S2	S3	Lap	D	Time	S1	S2	S3
1	1	1:57.573	56.103	32.383	29.087	8	1	1:51.447	51.177	31.757	28.513
2	1	1:51.304	51.039	31.810	28.455	9	1	1:50.466	50.548	31.435	28.483
3	1	1:50.305	50.354	31.498	28.453	10	1	1:49.952	50.505	30.997	28.450
4	1	1:50.660	50.977	31.219	28.464	11	1	1:51.182	50.242	31.122	29.818
5	1	1:51.252	50.974	31.463	28.815	12	1	1:51.741	50.782	31.924	29.035
6	1	1:50.352	50.785	31.163	28.404	13	1	2:01.406	51.246	33.051	
7	1	1:50.149	50.568	31.379	28.202						

57 Christopher LAROCHE (FRA) Franck LAROCHE (2-Eleven)

Theoretische Bestzeit: 1:49.674

Lap	D	Time	S1	S2	S3	Lap	D	Time	S1	S2	S3
1	1	1:56.218	55.024	32.218	28.976	10	1	1:50.057	50.739	31.078	28.240
2	1	1:50.884	50.923	31.388	28.573	11	1	1:51.127	50.878	31.702	28.547
3	1	1:50.285	50.856	31.291	28.138	12	1	1:51.071	50.560	31.514	28.997
4	1	1:51.231	51.283	31.368	28.580	13	1	1:54.250	51.813	32.151	30.286
5	1	1:51.492	51.543	31.428	28.521	14	1	1:56.793	52.111	31.610	
6	1	1:50.199	50.612	31.391	28.196	15	1	2:16.471	1:16.074	31.621	28.776
7	1	1:51.780	50.914	32.329	28.537	16	1	1:51.813	51.716	31.356	28.741
8	1	1:49.914	50.512	31.024	28.378	17	1	2:59.330	56.279	59.249	
9	1	1:50.363	50.636	31.375	28.352						

59 Robin NILSSON (SWE) (Exige V6 Cup R)

Theoretische Bestzeit: 1:48.925

Lap	D	Time	S1	S2	S3	Lap	D	Time	S1	S2	S3
1	1	1:55.955	54.611	32.339	29.005	10	1	1:49.715	50.178	31.179	28.358
2	1	1:50.664	50.556	31.820	28.288	11	1	1:50.552	50.458	31.624	28.470
3	1	1:50.072	50.200	31.665	28.207	12	1	1:52.458	51.291	32.176	28.991
4	1	1:50.168	50.441	31.510	28.217	13	1	1:50.852	50.494	31.748	28.610
5	1	1:50.487	50.274	31.451	28.762	14	1	1:51.078	49.981	31.499	29.598
6	1	1:50.365	50.277	31.387	28.701	15	1	1:50.687	51.078	31.270	28.339
7	1	1:49.981	50.053	31.635	28.293	16	1	1:49.333	49.855	30.863	28.615
8	1	1:51.183	50.259	32.201	28.723	17	1	1:56.475	50.422	30.884	35.169
9	1	1:49.619	49.877	31.096	28.646						

71 Thierry Hédoïn (FRA) (Elise Cup R)

Theoretische Bestzeit: 1:56.948

Lap	D	Time	S1	S2	S3	Lap	D	Time	S1	S2	S3
1	1	2:06.343	1:01.255	34.923	30.165	9	1	1:58.459	54.728	33.966	29.765
2	1	1:57.994	53.538	34.422	30.034	10	1	1:59.263	54.826	34.333	30.104
3	1	1:58.131	53.846	34.186	30.099	11	1	1:58.771	54.717	34.261	29.793
4	1	1:59.477	54.409	34.253	30.815	12	1	1:58.048	54.398	33.726	29.924
5	1	1:58.525	54.820	33.697	30.008	13	1	1:58.729	54.280	34.017	30.432
6	1	1:58.557	54.308	34.499	29.750	14	1	2:00.151	54.494	34.476	31.181
7	1	1:57.789	54.293	33.735	29.761	15	1	1:59.747	55.376	34.202	30.169
8	1	1:58.136	54.409	33.660	30.067	16	1	2:14.596	56.978	36.278	41.340

77 Philippe LOUP (FRA) (2-Eleven)

Theoretische Bestzeit: 1:50.400

Lap	D	Time	S1	S2	S3	Lap	D	Time	S1	S2	S3
1	1	1:58.216	56.760	32.097	29.359	7	1	1:51.195	51.504	31.351	28.340
2	1	1:51.819	50.806	32.221	28.792	8	1	1:51.469	51.384	31.673	28.412
3	1	1:52.847	52.223	32.138	28.486	9	1	1:52.708	51.039	32.414	29.255
4	1	1:51.220	50.798	31.671	28.751	10	1	1:50.561	50.959	31.305	28.297
5	1	2:12.734	58.892	40.111		11	1	2:17.562	59.470	41.561	

24 HEURES CAMIONS

Circuit Bugatti, length 4185 m

27. - 30.September.2018

Lotus Cup Europe



Lap Analysis Race 1,

FFSA -Reg.No.: FFSA n° 629

Lap	D	Time	S1	S2	S3	Lap	D	Time	S1	S2	S3
6	1	5:49.787	4:48.784	31.953	29.050						

24 HEURES CAMIONS

Circuit Bugatti, length 4185 m

27. - 30. September. 2018

Lotus Cup Europe

Lap Analysis Race 1,



FFSA -Reg.No.: FFSA n° 629

79 Jean-Pierre GENOUD-PRACHEX (FRA) (Elise Cup R)

Theoretische Bestzeit: 1:57.627

Lap	D	Time	S1	S2	S3	Lap	D	Time	S1	S2	S3
1	1	2:06.795	1:01.413	35.211	30.171	9	1	1:58.242	54.274	33.805	30.163
2	1	1:58.187	53.886	34.149	30.152	10	1	1:59.156	54.230	34.573	30.353
3	1	1:58.258	54.100	33.854	30.304	11	1	1:59.077	54.935	34.206	29.936
4	1	1:58.663	54.238	34.008	30.417	12	1	1:58.136	54.081	33.850	30.205
5	1	1:59.206	55.102	33.857	30.247	13	1	2:02.851	57.543	34.606	30.702
6	1	1:58.462	53.949	34.549	29.964	14	1	2:00.199	55.237	34.238	30.724
7	1	1:59.793	55.354	34.204	30.235	15	1	2:02.153	56.053	35.003	31.097
8	1	1:58.745	54.519	34.156	30.070	16	1	2:22.041	56.578	38.702	46.761

81 Tamas VIZIN (HUN) (Exige V6 Cup R)

Theoretische Bestzeit: 1:49.501

Lap	D	Time	S1	S2	S3	Lap	D	Time	S1	S2	S3
1	1	1:53.324	52.068	32.212	29.044	10	1	1:50.453	50.774	31.376	28.303
2	1	1:50.342	50.346	31.299	28.697	11	1	1:50.342	50.663	31.163	28.516
3	1	1:50.966	50.775	31.411	28.780	12	1	1:51.257	50.864	31.661	28.732
4	1	1:50.654	50.769	31.310	28.575	13	1	1:51.009	50.688	31.661	28.660
5	1	1:50.668	50.389	31.599	28.680	14	1	1:50.471	50.120	31.175	29.176
6	1	1:50.620	50.518	31.235	28.867	15	1	1:54.041	51.999	31.435	30.607
7	1	1:49.890	50.193	31.127	28.570	16	1	1:50.557	50.466	31.184	28.907
8	1	1:52.926	51.144	32.348	29.434	17	1	2:02.575	50.071	31.182	41.322
9	1	1:50.375	50.340	31.521	28.514						

88 Sven PETTERSSON (SWE) (Elise Cup R)

Theoretische Bestzeit: 1:58.382

Lap	D	Time	S1	S2	S3	Lap	D	Time	S1	S2	S3
1	1	2:09.204	1:02.762	35.864	30.578	9	1	2:00.832	56.217	34.419	30.196
2	1	1:59.944	55.177	34.690	30.077	10	1	1:58.768	54.854	34.033	29.881
3	1	1:59.331	54.814	34.380	30.137	11	1	2:00.425	54.726	35.173	30.526
4	1	2:00.510	56.439	34.088	29.983	12	1	2:03.254	56.855	34.928	31.471
5	1	1:59.202	54.993	34.290	29.919	13	1	1:59.679	54.468	34.162	31.049
6	1	1:59.775	54.981	34.305	30.489	14	1	1:59.278	54.768	34.039	30.471
7	1	1:59.842	54.856	34.412	30.574	15	1	1:59.746	54.783	34.871	30.092
8	1	2:02.926	56.436	35.312	31.178	16	1	3:04.479	59.818	57.705	

99 Nikolaj Ipsen (DNK) (Exige V6 Cup R)

Theoretische Bestzeit: 1:49.045

Lap	D	Time	S1	S2	S3	Lap	D	Time	S1	S2	S3
1	1	1:54.039	53.671	31.598	28.770	8	1	1:49.211	49.985	31.006	28.220
2	1	1:50.295	50.560	31.378	28.357	9	1	1:49.901	50.528	31.017	28.356
3	1	1:50.811	50.905	31.265	28.641	10	1	1:50.098	50.232	31.396	28.470
4	1	1:50.454	50.653	31.404	28.397	11	1	1:50.765	50.756	31.234	28.775
5	1	1:50.603	50.440	31.562	28.601	12	1	1:51.110	50.735	31.938	28.437
6	1	1:50.653	50.325	31.492	28.836	13	1	2:01.296	49.819	36.573	
7	1	1:49.858	50.300	31.063	28.495						