


24 HEURES CAMIONS

Circuit Bugatti, length 4185 m

27. - 30. September. 2018

French Truck Championship



24h CAMIONS

Lap Analysis Race 4,

FFSA/ -Reg.No.: FFSA n° 629

1 Anthony JANIEC (FRA) (MAN TGS)

Theoretische Bestzeit: 2:07.313

Lap	D	Time	S1	S2	S3	Lap	D	Time	S1	S2	S3
1	1	2:12.886	1:02.851	36.902	33.133	5	1	2:08.459	58.797	36.682	32.980
2	1	2:09.610	59.287	37.071	33.252	6	1	2:09.211	59.512	36.709	32.990
3	1	2:08.554	59.312	36.569	32.673	7	1	2:08.184	59.463	36.197	32.524
4	1	2:08.023	59.507	36.000	32.516						

2 Thomas ROBINEAU (FRA) (MAN TGX)

Theoretische Bestzeit: 2:07.874

Lap	D	Time	S1	S2	S3	Lap	D	Time	S1	S2	S3
1	1	2:12.264	1:02.460	37.012	32.792	5	1	2:08.368	59.256	36.228	32.884
2	1	2:09.661	59.561	36.934	33.166	6	1	2:09.269	59.425	36.600	33.244
3	1	2:08.444	59.279	36.441	32.724	7	1	2:09.096	59.944	36.393	32.759
4	1	2:09.205	1:00.587	35.963	32.655						

3 Lionel MONTAGNE (FRA) (RENAULT TRUCKS)

Theoretische Bestzeit: 2:09.171

Lap	D	Time	S1	S2	S3	Lap	D	Time	S1	S2	S3
1	1	2:11.549	1:01.883	36.832	32.834	5	1	2:09.708	1:00.318	36.527	32.863
2	1	2:09.707	59.923	36.903	32.881	6	1	2:09.585	1:00.163	36.614	32.808
3	1	2:10.907	1:00.406	37.506	32.995	7	1	2:10.976	1:00.091	36.642	34.243
4	1	2:09.680	1:00.336	36.623	32.721						

12 Martial DEFAYE (FRA) (RENAULT)

Theoretische Bestzeit: 2:11.657

Lap	D	Time	S1	S2	S3	Lap	D	Time	S1	S2	S3
1	1	2:20.576	1:07.916	38.264	34.396	5	1	2:12.507	1:01.295	37.172	34.036
2	1	2:13.615	1:01.558	38.158	33.899	6	1	2:12.472	1:01.644	37.642	33.186
3	1	2:13.820	1:01.617	38.424	33.779	7	1	2:13.544	1:01.374	38.437	33.733
4	1	2:13.187	1:01.529	38.086	33.572						

14 Grégory OSTASZEWSKI (POL) (RENAULT)

Theoretische Bestzeit: 2:08.700

Lap	D	Time	S1	S2	S3	Lap	D	Time	S1	S2	S3
1	1	2:09.370	1:00.132	36.667	32.571	5	1	2:09.563	1:00.000	36.924	32.639
2	1	2:09.160	59.546	36.971	32.643	6	1	2:09.496	59.897	36.726	32.873
3	1	2:09.477	59.898	36.925	32.654	7	1	2:11.799	1:01.110	37.352	33.337
4	1	2:09.252	59.960	36.583	32.709						

17 Alain TREUVEY (FRA) (DAF)

Theoretische Bestzeit: 2:22.833

Lap	D	Time	S1	S2	S3	Lap	D	Time	S1	S2	S3
1	1	2:31.587	1:13.647	40.203	37.737	4	1	2:24.847	1:07.251	41.187	36.409
2	1	2:23.753	1:06.221	40.788	36.744	5	1	2:33.108	1:06.864	41.350	
3	1	2:25.319	1:07.603	40.636	37.080						

18 Frédéric LOUISFERT (FRA) (RENAULT)

Theoretische Bestzeit: 2:19.751

Lap	D	Time	S1	S2	S3	Lap	D	Time	S1	S2	S3
1	1	2:30.847	1:14.391	39.974	36.482	5	1	2:21.789	1:05.489	40.442	35.858
2	1	2:20.488	1:04.951	40.081	35.456	6	1	2:22.700	1:06.279	40.470	35.951
3	1	2:19.943	1:04.321	39.993	35.629	7	1	2:23.794	1:06.439	40.780	36.575
4	1	2:24.084	1:06.980	41.647	35.457						

20 Téo CALVET (FRA) (MAN)

Theoretische Bestzeit: 2:09.087

Lap	D	Time	S1	S2	S3	Lap	D	Time	S1	S2	S3
1	1	2:10.727	1:01.000	36.889	32.838	5	1	2:09.413	59.936	36.629	32.848
2	1	2:09.823	59.824	36.877	33.122	6	1	2:09.632	1:00.082	36.816	32.734
3	1	2:09.470	59.832	36.737	32.901	7	1	2:09.900	59.802	36.551	33.547
4	1	2:10.574	1:01.018	36.698	32.858						

22 José SOUSA (PRT) (RENAULT)

Theoretische Bestzeit: 2:11.696

Lap	D	Time	S1	S2	S3	Lap	D	Time	S1	S2	S3
1	1	2:19.077	1:07.032	38.091	33.954	5	1	2:13.502	1:01.427	37.680	34.395
2	1	2:13.821	1:01.456	38.245	34.120	6	1	2:12.166	1:01.387	37.270	33.509
3	1	2:12.606	1:01.294	38.038	33.274	7	1	2:12.369	1:01.534	37.128	33.707

24 HEURES CAMIONS

Circuit Bugatti, length 4185 m

27. - 30. September. 2018

French Truck Championship



24h CAMIONS

Lap Analysis Race 4,

FFSA -Reg.No.: FFSA n° 629

Lap	D	Time	S1	S2	S3	Lap	D	Time	S1	S2	S3
4	1	2:13.712	1:01.448	37.802	34.462						

24 Yorick MONTAGNE (FRA) (RENAULT)

Theoretische Bestzeit: 2:11.431

Lap	D	Time	S1	S2	S3	Lap	D	Time	S1	S2	S3
1	1	2:20.457	1:08.349	38.215	33.893	5	1	2:13.175	1:01.120	37.903	34.152
2	1	2:12.911	1:00.591	38.460	33.860	6	1	2:12.217	1:01.348	37.709	33.160
3	1	2:12.768	1:01.672	37.965	33.131	7	1	2:12.496	1:01.152	37.768	33.576
4	1	2:13.760	1:00.943	38.238	34.579						

24 HEURES CAMIONS

Circuit Bugatti, length 4185 m

27. - 30. September. 2018

French Truck Championship



24h CAMIONS

Lap Analysis Race 4,

FFSA/ -Reg.No.: FFSA n° 629

25 Clément PERRIN (FRA) (RENAULT)

Theoretische Bestzeit: 2:22.990

Lap	D	Time	S1	S2	S3	Lap	D	Time	S1	S2	S3
1	1	2:34.904	1:16.955	41.554	36.395	5	1	2:27.598	1:06.873	44.941	35.784
2	1	2:24.601	1:07.168	41.226	36.207	6	1	2:33.680	1:07.332	46.492	39.856
3	1	2:23.964	1:06.993	40.364	36.607	7	1	2:27.155	1:08.183	41.691	37.281
4	1	2:24.045	1:06.842	40.495	36.708						

31 Patrick CHATELAIN (FRA) (IVECO)

Theoretische Bestzeit: 2:12.354

Lap	D	Time	S1	S2	S3	Lap	D	Time	S1	S2	S3
1	1	2:17.633	1:05.796	37.623	34.214	5	1	2:13.068	1:01.581	37.432	34.049
2	1	2:14.224	1:01.880	38.396	33.948	6	1	2:12.835	1:01.996	37.211	33.628
3	1	2:13.160	1:02.039	37.565	33.556	7	1	2:14.682	1:02.377	38.128	34.177
4	1	2:13.495	1:01.691	37.673	34.131						

32 Philippe DULAC (FRA) (IVECO)

Theoretische Bestzeit: 2:15.853

Lap	D	Time	S1	S2	S3	Lap	D	Time	S1	S2	S3
1	1	2:26.097	1:10.643	40.640	34.814	5	1	2:16.769	1:03.285	38.799	34.685
2	1	2:17.492	1:03.973	38.787	34.732	6	1	2:17.406	1:03.650	38.880	34.876
3	1	2:17.233	1:03.518	39.174	34.541	7	1	2:15.853	1:03.121	38.375	34.352
4	1	2:18.072	1:04.111	39.332	34.629						

39 Franck CONTI (FRA) (VOLVO)

Theoretische Bestzeit: 2:10.769

Lap	D	Time	S1	S2	S3	Lap	D	Time	S1	S2	S3
1	1	2:14.431	1:04.173	37.148	33.110	5	1	2:11.340	1:01.069	37.292	32.979
2	1	2:11.349	1:00.754	37.364	33.231	6	1	2:11.759	1:00.864	37.580	33.315
3	1	2:11.932	1:01.097	37.645	33.190	7	1	2:12.599	1:01.703	37.348	33.548
4	1	2:11.012	1:00.838	37.036	33.138						

55 Sébastien DELCHAMBRE (FRA) (MAN TGS)

Theoretische Bestzeit: 2:11.637

Lap	D	Time	S1	S2	S3	Lap	D	Time	S1	S2	S3
1	1	2:24.560	1:11.213	39.548	33.799	5	1	2:13.979	1:03.018	37.352	33.609
2	1	2:13.493	1:01.654	37.896	33.943	6	1	2:12.656	1:02.335	37.150	33.171
3	1	2:13.326	1:02.161	37.731	33.434	7	1	2:12.522	1:01.371	37.893	33.252
4	1	2:12.468	1:02.113	37.089	33.266						

64 Pierre IHUEL (FRA) (VOLVO)

Theoretische Bestzeit: 2:22.581

Lap	D	Time	S1	S2	S3	Lap	D	Time	S1	S2	S3
1	1	2:33.349	1:15.336	41.646	36.367	5	1	2:25.048	1:07.202	40.814	37.032
2	1	2:24.184	1:07.221	40.878	36.085	6	1	2:23.503	1:06.271	40.722	36.510
3	1	2:24.604	1:07.471	40.805	36.328	7	1	2:23.570	1:06.649	40.225	36.696
4	1	2:24.161	1:06.940	40.592	36.629						

65 Christophe MIQUEL (FRA) (SCANIA)

Theoretische Bestzeit: 2:18.987

Lap	D	Time	S1	S2	S3	Lap	D	Time	S1	S2	S3
1	1	2:28.114	1:12.178	40.204	35.732	5	1	2:32.784	1:07.484	41.918	
2	1	2:19.405	1:03.811	39.445	36.150	6	1	2:48.678	1:29.262	41.251	38.165
3	1	2:22.639	1:06.306	39.885	36.448	7	1	2:28.327	1:07.834	42.587	37.906
4	1	2:26.240	1:07.344	42.704	36.192						

68 Aurélien HERGOTT (FRA) (DAF)

Theoretische Bestzeit: 2:12.713

Lap	D	Time	S1	S2	S3	Lap	D	Time	S1	S2	S3
1	1	2:18.183	1:06.413	37.917	33.853	5	1	2:13.887	1:02.634	37.518	33.735
2	1	2:14.162	1:02.022	37.976	34.164	6	1	2:13.105	1:01.793	37.740	33.572
3	1	2:15.016	1:02.430	38.515	34.071	7	1	2:13.749	1:01.767	38.103	33.879
4	1	2:13.380	1:01.621	37.773	33.984						

69 Pierre PARSUS (FRA) (RENAULT)

Theoretische Bestzeit: 2:25.349


Lap	D	Time	S1	S2	S3	Lap	D	Time	S1	S2	S3
1	1	2:37.491	1:18.415	42.577	36.499	5	1	2:26.254	1:07.531	41.765	36.951
2	1	2:26.215	1:08.056	41.800	36.359	6	1	2:27.127	1:08.503	42.063	36.561

24 HEURES CAMIONS

Circuit Bugatti, length 4185 m

27. - 30. September. 2018

French Truck Championship



24h CAMIONS

Lap Analysis Race 4,

FFSA -Reg.No.: FFSA n° 629

Lap	D	Time	S1	S2	S3	Lap	D	Time	S1	S2	S3
3	1	2:26.476	1:07.918	42.362	36.196	7	1	2:26.250	1:07.723	41.615	36.912
4	1	2:26.635	1:08.085	42.007	36.543						

71 Stéphane LANGUILLAT (FRA) (RENAULT)

Theoretische Bestzeit: 2:12.508


Lap	D	Time	S1	S2	S3	Lap	D	Time	S1	S2	S3
1	1	2:22.049	1:09.063	38.705	34.281	5	1	2:13.497	1:01.908	37.975	33.614
2	1	2:13.931	1:02.057	37.894	33.980	6	1	2:12.827	1:01.331	38.011	33.485
3	1	2:13.357	1:01.632	38.071	33.654	7	1	2:13.484	1:01.484	38.393	33.607
4	1	2:12.841	1:01.579	37.692	33.570						

24 HEURES CAMIONS

Circuit Bugatti, length 4185 m

27. - 30. September. 2018

French Truck Championship



24h CAMIONS

Lap Analysis Race 4,

FFSA -Reg.No.: FFSA n° 629

75 Jennifer JANIEC (FRA) (MAN)

Theoretische Bestzeit: 2:25.117

Lap	D	Time	S1	S2	S3	Lap	D	Time	S1	S2	S3
1	1	2:39.226	1:19.352	42.892	36.982	4	1	2:25.837	1:07.200	41.386	37.251
2	1	2:45.005	1:26.056	42.290	36.659	5	1	2:26.850	1:07.071	42.483	37.295
3	1	2:26.977			37.579	6	1	2:28.687	1:07.374	43.404	37.909

81 Sébastien DESCOFFRES (FRA) (DAF)

Theoretische Bestzeit: 2:21.176

Lap	D	Time	S1	S2	S3	Lap	D	Time	S1	S2	S3
1	1	2:32.732	1:15.973	40.410	36.349	5	1	2:22.405	1:06.383	40.209	35.813
2	1	2:23.693	1:06.402	40.782	36.509	6	1	2:22.443	1:06.071	40.282	36.090
3	1	2:25.027	1:07.814	40.303	36.910	7	1	2:22.842	1:05.489	41.156	36.197
4	1	2:21.176	1:05.361	40.063	35.745						