



32 GP CAMIÓN DE ESPAÑA

Circuito del Jarama, length 3850 m

06. - 07. October 2018

FIA European Truck Racing Championship

Lap Analysis Race 3,

FIA-Visa.No.: 8ETRC-ESP 18.09.2018

1 Adam LACKO , FREIGHTLINER / CZE

Theoretische Bestzeit: 1:58.01

Lap	Time	S1	S2	S3	Lap	Time	S1	S2	S3
1	2:03.726	52.319	38.510	32.897	7	1:58.509	46.958	38.418	33.133
2	1:58.365	46.740	38.579	33.046	8	1:58.949	47.027	38.652	33.270
3	1:58.414	46.847	38.395	33.172	9	1:59.155	47.104	38.747	33.304
4	1:58.406	46.889	38.380	33.137	10	1:59.190	47.301	38.660	33.229
5	1:58.249	46.880	38.390	32.979	11	1:59.534	47.275	38.806	33.453
6	1:58.538	46.943	38.423	33.172	12	1:59.143	47.172	38.470	33.501

2 Jochen HAHN , IVECO / DEU

Theoretische Bestzeit: 1:57.25

Lap	Time	S1	S2	S3	Lap	Time	S1	S2	S3
1	2:01.452	50.666	38.149	32.637	7	1:57.728	46.664	38.208	32.856
2	1:57.457	46.583	38.135	32.739	8	1:58.118	46.943	38.123	33.052
3	1:57.694	46.639	38.201	32.854	9	1:58.805	46.901	39.011	32.893
4	1:57.392	46.491	38.214	32.687	10	1:58.853	46.890	38.958	33.005
5	1:57.489	46.593	38.150	32.746	11	1:58.393	46.819	38.222	33.352
6	1:57.530	46.554	38.252	32.724	12	2:00.610	47.244	39.238	34.128

3 Norbert KISS , MERCEDES BENZ / HUN

Theoretische Bestzeit: 1:57.86

Lap	Time	S1	S2	S3	Lap	Time	S1	S2	S3
1	2:04.801	53.124	38.640	33.037	5	1:58.396	46.657	38.657	33.082
2	1:59.746	47.426	39.236	33.084	6	1:58.009	46.539	38.474	32.996
3	1:58.319	46.741	38.658	32.920	7	2:01.788	46.831	39.307	35.650
4	1:58.016	46.473	38.573	32.970					

4 Jose Eduardo TEIXAIRA RODRIGUES , MAN / PRT

Theoretische Bestzeit: 2:06.12

Lap	Time	S1	S2	S3	Lap	Time	S1	S2	S3
1	2:21.005	1:02.663	42.512	35.830	7	2:06.454	49.350	41.457	35.647
2	2:07.103	49.474	41.910	35.719	8	2:06.541	49.559	41.504	35.478
3	2:06.543	49.490	41.583	35.470	9	2:06.750	49.538	41.333	35.879
4	2:06.378	49.538	41.300	35.540	10	2:06.833	49.605	41.452	35.776
5	2:06.352	49.445	41.339	35.568	11	2:07.556	49.873	41.511	36.172
6	2:06.588	49.581	41.356	35.651	12	2:08.773	50.060	43.154	35.559

6 Anthony JANIEC , MAN / FRA

Theoretische Bestzeit: 1:59.25

Lap	Time	S1	S2	S3	Lap	Time	S1	S2	S3
1	2:09.359	56.180	39.756	33.423	7	2:00.302	47.486	38.772	34.044
2	2:00.471	47.197	39.664	33.610	8	1:59.872	47.267	38.998	33.607
3	2:00.667	47.569	39.809	33.289	9	2:00.477	47.570	39.331	33.576
4	2:00.783	48.304	38.998	33.481	10	2:00.851	47.456	39.706	33.689
5	1:59.768	47.464	38.930	33.374	11	2:00.489	47.601	38.980	33.908
6	2:06.827	53.573	39.520	33.734	12	2:04.699	48.542	41.730	34.427

7 Jamie ANDERSON , MAN / GBR


Theoretische Bestzeit: 1:59.29

Lap	Time	S1	S2	S3	Lap	Time	S1	S2	S3
1	2:11.635	58.009	39.918	33.708	7	1:59.717	47.618	38.734	33.365
2	2:00.171	47.422	39.047	33.702	8	2:00.693	47.719	39.242	33.732
3	2:02.107	48.219	40.396	33.492	9	2:00.445	47.382	39.642	33.421
4	1:59.510	47.460	38.784	33.266	10	2:00.279	47.590	39.413	33.276
5	1:59.565	47.634	38.754	33.177	11	2:00.809	47.757	38.892	34.160
6	2:00.637	48.406	38.902	33.329	12	2:16.058	50.830	45.100	40.128

11 Andre KURSIM , IVECO / DEU

Theoretische Bestzeit: 1:59.29

Lap	Time	S1	S2	S3	Lap	Time	S1	S2	S3
1	2:08.047	55.324	39.661	33.062	7	2:00.529	47.530	39.481	33.518
2	2:00.846	47.973	39.832	33.041	8	2:01.082	47.841	39.547	33.694
3	2:00.654	48.380	39.071	33.203	9	2:00.491	47.504	39.351	33.636
4	2:02.014	49.545	39.117	33.352	10	2:00.127	47.568	39.189	33.370
5	1:59.823	47.813	38.963	33.047	11	2:00.139	47.431	39.050	33.658
6	2:00.645	48.266	38.822	33.557	12	2:03.104	49.224	40.215	33.665



32 GP CAMIÓN DE ESPAÑA

Circuito del Jarama, length 3850 m

06. - 07. October 2018

FIA European Truck Racing Championship

Lap Analysis Race 3,

FIA-Visa.No.: 8ETRC-ESP 18.09.2018

12 Ray COLEMAN , MAN / GBR

Theoretische Bestzeit: 2:01.91

Lap	Time	S1	S2	S3	Lap	Time	S1	S2	S3
1	2:14.087	58.792	41.601	33.694	7	2:03.029	48.403	40.430	34.196
2	2:03.104	48.209	40.419	34.476	8	2:03.892	48.848	40.721	34.323
3	2:03.644	48.325	41.209	34.110	9	2:03.904	48.971	40.517	34.416
4	2:02.839	48.260	40.523	34.056	10	2:05.543	48.726	40.628	36.189
5	2:02.080	48.191	40.034	33.855	11	2:02.912	48.711	40.495	33.706
6	2:03.231	48.748	40.526	33.957	12	2:03.355	49.176	40.251	33.928

14 José J.RODRIGUES , MAN / PRT

Theoretische Bestzeit: 1:58.48

Lap	Time	S1	S2	S3	Lap	Time	S1	S2	S3
1	2:07.312	54.707	39.362	33.243	7	1:58.984	47.098	38.720	33.166
2	2:00.644	47.604	39.767	33.273	8	1:59.426	47.437	38.886	33.103
3	1:59.654	47.388	38.968	33.298	9	1:59.962	47.290	39.337	33.335
4	1:59.023	47.059	38.891	33.073	10	1:59.339	47.135	39.012	33.192
5	1:59.109	47.052	39.016	33.041	11	1:59.735	47.536	39.009	33.190
6	1:58.934	46.846	38.594	33.494	12	1:59.815	47.438	38.941	33.436

15 Erwin KLEINAGELVOORT , SCANIA / NLD

Theoretische Bestzeit: 2:01.76

Lap	Time	S1	S2	S3	Lap	Time	S1	S2	S3
1	2:15.367	58.563	42.599	34.205	7	2:02.506	48.167	40.215	34.124
2	2:02.264	48.176	39.972	34.116	8	2:03.763	48.672	40.717	34.374
3	2:04.100	48.745	40.910	34.445	9	2:04.095	49.085	40.411	34.599
4	2:03.476	48.823	40.276	34.377	10	2:04.147	48.559	40.185	35.403
5	2:02.149	48.277	39.824	34.048	11	2:03.016	48.957	39.959	34.100
6	2:02.870	47.893	40.316	34.661	12	2:02.630	48.479	39.938	34.213

17 Shane BRERETON , MAN / GBR

Theoretische Bestzeit: 1:59.12

Lap	Time	S1	S2	S3	Lap	Time	S1	S2	S3
1	2:06.483	53.975	39.046	33.462	7	1:59.799	47.630	38.485	33.684
2	2:00.647	47.743	39.544	33.360	8	1:59.753	47.449	38.777	33.527
3	2:02.242	49.204	38.880	34.158	9	2:00.139	47.284	38.721	34.134
4	2:01.120	48.777	38.800	33.543	10	2:00.333	47.624	38.805	33.904
5	1:59.501	47.412	38.633	33.456	11	2:00.013	47.550	38.728	33.735
6	2:00.097	47.709	38.737	33.651	12	1:59.995	47.548	38.663	33.784

22 Oliver JANES , FREIGHTLINER / GBR

Theoretische Bestzeit: 1:59.30

Lap	Time	S1	S2	S3	Lap	Time	S1	S2	S3
1	2:10.476	56.291	40.416	33.769	7	2:01.304	47.611	39.375	34.318
2	1:59.987	47.558	39.011	33.418	8	2:00.168	47.679	38.882	33.607
3	2:04.251	48.638	41.599	34.014	9	2:00.294	47.563	38.469	34.262
4	1:59.646	47.442	38.812	33.392	10	2:00.468	47.910	39.079	33.479
5	2:00.309	47.687	39.050	33.572	11	2:00.547	47.742	39.122	33.683
6	2:00.293	47.866	38.817	33.610	12	2:06.003	49.581	42.166	34.256

23 Antonio ALBACETE , MAN / ESP


Theoretische Bestzeit: 1:57.51

Lap	Time	S1	S2	S3	Lap	Time	S1	S2	S3
1	2:02.371	51.275	38.239	32.857	7	1:58.453	46.966	38.496	32.991
2	1:57.575	46.595	38.162	32.818	8	1:58.043	46.813	38.273	32.957
3	1:57.787	46.721	38.263	32.803	9	1:58.596	46.956	38.716	32.924
4	1:57.636	46.698	38.179	32.759	10	1:58.762	47.043	38.661	33.058
5	1:57.874	46.649	38.224	33.001	11	1:58.311	46.825	38.452	33.034
6	1:58.136	46.824	38.395	32.917	12	1:58.992	47.164	38.515	33.313

24 Steffen FAAS , MERCEDES BENZ / DEU

Theoretische Bestzeit: 1:59.50

Lap	Time	S1	S2	S3	Lap	Time	S1	S2	S3
1	2:10.846	56.569	40.434	33.843	7	2:01.033	47.625	39.129	34.279
2	2:00.416	47.721	38.921	33.774	8	2:00.591	48.050	39.180	33.361
3	2:04.133	48.110	41.635	34.388	9	2:00.106	47.487	38.659	33.960
4	2:00.143	47.627	39.021	33.495	10	2:00.993	48.219	39.317	33.457
5	2:00.133	47.739	38.865	33.529	11	1:59.875	47.678	38.750	33.447



32 GP CAMIÓN DE ESPAÑA

Circuito del Jarama, length 3850 m


06. - 07. October 2018

FIA European Truck Racing Championship

Lap Analysis Race 3,

FIA-Visa.No.: 8ETRC-ESP 18.09.2018

Lap	Time	S1	S2	S3	Lap	Time	S1	S2	S3
6	1:59.821	47.762	38.688	33.371	12	2:07.316	49.776	42.523	35.017



32 GP CAMIÓN DE ESPAÑA

Circuito del Jarama, length 3850 m

06. - 07. October 2018

FIA European Truck Racing Championship

Lap Analysis Race 3,

FIA-Visa.No.: 8ETRC-ESP 18.09.2018

26 Pedro Ignacio GARCIA MARCO , IVECO / ESP

Theoretische Bestzeit: 2:05.32

Lap	Time	S1	S2	S3	Lap	Time	S1	S2	S3
1	2:19.081	1:01.455	42.334	35.292	7	2:06.029	49.166	41.737	35.126
2	2:06.114	49.382	41.417	35.315	8	2:06.210	48.971	41.601	35.638
3	2:06.419	49.780	41.332	35.307	9	2:06.827	49.548	41.579	35.700
4	2:06.426	49.690	41.290	35.446	10	2:07.529	49.443	41.814	36.272
5	2:07.413	49.148	42.679	35.586	11	2:06.525	49.409	41.564	35.552
6	2:05.636	49.208	41.363	35.065	12	2:07.155	49.601	41.303	36.251

30 Sascha LENZ , MAN / DEU

Theoretische Bestzeit: 1:58.04

Lap	Time	S1	S2	S3	Lap	Time	S1	S2	S3
1	2:05.268	53.335	38.845	33.088	7	1:58.988	47.103	38.619	33.266
2	1:59.826	47.130	39.633	33.063	8	1:59.669	47.188	38.804	33.677
3	1:58.522	47.094	38.561	32.867	9	1:59.747	47.143	38.931	33.673
4	1:58.239	46.859	38.386	32.994	10	1:59.699	47.246	38.982	33.471
5	1:58.647	47.010	38.499	33.138	11	1:59.728	47.319	38.777	33.632
6	1:58.634	46.787	38.465	33.382	12	2:00.092	47.320	39.045	33.727

32 Luis RECUENCO , MAN / ESP

Theoretische Bestzeit: 1:59.61

Lap	Time	S1	S2	S3	Lap	Time	S1	S2	S3
1	2:11.500	57.648	39.860	33.992	7	2:00.327	47.386	39.218	33.723
2	2:03.503	49.596	39.637	34.270	8	2:00.572	47.495	39.289	33.788
3	2:01.392	48.426	39.275	33.691	9	2:01.243	48.081	39.594	33.568
4	2:00.730	48.134	39.287	33.309	10	2:00.677	47.907	39.251	33.519
5	2:00.277	47.811	38.919	33.547	11	2:00.930	47.818	39.520	33.592
6	2:02.624	48.438	40.586	33.600	12	2:04.012	48.770	40.239	35.003

37 Terry GIBBON , MAN / GBR

Theoretische Bestzeit: 2:00.04

Lap	Time	S1	S2	S3	Lap	Time	S1	S2	S3
1	2:12.419	58.455	40.261	33.703	7	2:00.663	47.761	39.378	33.524
2	2:01.633	48.242	39.662	33.729	8	2:00.884	47.567	39.261	34.056
3	2:01.780	47.628	39.745	34.407	9	2:00.978	47.979	39.417	33.582
4	2:00.648	47.908	39.064	33.676	10	2:00.542	47.576	39.468	33.498
5	2:00.215	47.738	39.006	33.471	11	2:00.802	47.637	39.595	33.570
6	2:02.418	48.917	39.694	33.807	12	2:03.312	49.082	40.107	34.123

38 Eduardo E.RODRIGUES , MAN / PRT

Theoretische Bestzeit: 2:02.21

Lap	Time	S1	S2	S3	Lap	Time	S1	S2	S3
1	2:16.230	59.579	42.024	34.627	7	2:03.034	48.358	40.383	34.293
2	2:02.613	48.218	40.113	34.282	8	2:03.299	48.409	40.473	34.417
3	2:03.584	48.229	40.996	34.359	9	2:04.110	48.987	40.659	34.464
4	2:03.315	48.619	40.225	34.471	10	2:03.251	48.446	40.404	34.401
5	2:02.480	48.151	39.962	34.367	11	2:02.365	48.302	39.890	34.173
6	2:02.575	48.167	40.038	34.370	12	2:02.855	48.415	40.257	34.183

44 Stephanie HALM , IVECO / DEU


Theoretische Bestzeit: 1:58.39

Lap	Time	S1	S2	S3	Lap	Time	S1	S2	S3
1	2:07.781	54.765	39.672	33.344	7	1:59.374	47.052	38.961	33.361
2	2:00.739	47.698	39.726	33.315	8	1:59.602	47.358	38.941	33.303
3	2:00.832	48.261	38.824	33.747	9	1:59.575	47.272	38.963	33.340
4	1:58.573	47.234	38.314	33.025	10	1:59.596	47.257	38.938	33.401
5	1:58.876	47.115	38.645	33.116	11	1:59.575	47.241	38.977	33.357
6	1:59.030	47.204	38.563	33.263	12	1:59.937	47.493	38.914	33.530

45 Frans SMIT , SCANIA / NLD

Theoretische Bestzeit: 2:04.69

Lap	Time	S1	S2	S3	Lap	Time	S1	S2	S3
1	2:17.783	1:00.608	42.528	34.647	7	2:05.475	49.488	40.962	35.025
2	2:06.814	49.392	41.773	35.649	8	2:05.473	49.108	41.533	34.832
3	2:07.875	51.142	41.794	34.939	9	2:05.241	49.132	41.219	34.890
4	2:06.043	49.294	41.629	35.120	10	2:05.534	49.441	41.096	34.997
5	2:05.467	49.321	41.523	34.623	11	2:06.285	49.521	41.599	35.165



32 GP CAMIÓN DE ESPAÑA

Circuito del Jarama, length 3850 m


06. - 07. October 2018

FIA European Truck Racing Championship

Lap Analysis Race 3,

FIA-Visa.No.: 8ETRC-ESP 18.09.2018

Lap	Time	S1	S2	S3	Lap	Time	S1	S2	S3
6	2:06.227	49.386	41.942	34.899	12	2:06.181	49.729	41.338	35.114



32 GP CAMIÓN DE ESPAÑA

Circuito del Jarama, length 3850 m

06. - 07. October 2018

FIA European Truck Racing Championship

Lap Analysis Race 3,

FIA-Visa.No.: 8ETRC-ESP 18.09.2018

66 Jose Alberto VILA SAINZ , MAN / ESP

Theoretische Bestzeit: 2:02.58

Lap	Time	S1	S2	S3	Lap	Time	S1	S2	S3
1	2:16.705	1:00.120	42.314	34.271	5	2:02.945	48.851	40.145	33.949
2	2:02.605	48.692	40.086	33.827	6	2:03.198	49.203	40.062	33.933
3	2:03.884	48.743	41.178	33.963	7	2:32.445	50.143	51.502	
4	2:03.367	48.843	40.095	34.429					

77 Rene REINERT , MAN / DEU

Theoretische Bestzeit: 1:58.57

Lap	Time	S1	S2	S3	Lap	Time	S1	S2	S3
1	2:07.095	54.248	39.197	33.650	7	1:59.114	47.002	38.819	33.293
2	2:00.364	47.241	39.852	33.271	8	1:59.732	47.338	38.933	33.461
3	1:59.320	47.362	38.874	33.084	9	1:59.850	47.358	39.095	33.397
4	1:58.789	46.832	38.703	33.254	10	1:59.529	46.974	39.096	33.459
5	1:59.023	47.049	38.659	33.315	11	1:59.626	47.174	39.235	33.217
6	1:59.152	47.019	38.793	33.340	12	1:59.710	47.178	39.089	33.443