



32 GP CAMIÓN DE ESPAÑA

Circuito del Jarama, length 3850 m

06. - 07. October 2018

FIA European Truck Racing Championship

Lap Analysis Race 1,

FIA-Visa.No.: 8ETRC-ESP 18.09.2018

1 Adam LACKO , FREIGHTLINER / CZE

Theoretische Bestzeit: 1:58.33

Lap	Time	S1	S2	S3	Lap	Time	S1	S2	S3
1	2:05.483	53.631	38.611	33.241	7	2:00.615	47.239	39.095	34.281
2	1:59.595	47.934	38.554	33.107	8	1:59.686	47.248	38.796	33.642
3	1:59.115	47.443	38.495	33.177	9	1:59.617	47.400	38.797	33.420
4	1:59.249	47.404	38.538	33.307	10	1:59.636	47.313	38.732	33.591
5	1:59.018	46.795	38.472	33.751	11	1:59.601	47.222	39.066	33.313
6	1:58.659	46.907	38.431	33.321	12	1:59.423	47.205	38.845	33.373

2 Jochen HAHN , IVECO / DEU

Theoretische Bestzeit: 1:57.71

Lap	Time	S1	S2	S3	Lap	Time	S1	S2	S3
1	2:02.517	51.460	38.222	32.835	7	1:58.313	47.003	38.254	33.056
2	1:58.602	47.240	38.257	33.105	8	1:58.263	46.689	38.467	33.107
3	1:59.193	47.714	38.389	33.090	9	1:58.519	46.866	38.530	33.123
4	1:58.126	47.083	38.200	32.843	10	1:58.741	47.060	38.520	33.161
5	1:58.709	47.418	38.191	33.100	11	1:58.689	46.861	38.399	33.429
6	1:58.737	47.199	38.324	33.214	12	2:00.954	47.692	38.995	34.267

6 Anthony JANIEC , MAN / FRA

Theoretische Bestzeit: 1:59.25

Lap	Time	S1	S2	S3	Lap	Time	S1	S2	S3
1	2:14.065	58.908	40.850	34.307	7	2:00.594	46.984	38.831	34.779
2	2:04.878	49.507	41.316	34.055	8	2:01.624	47.444	39.273	34.907
3	2:01.883	48.099	39.909	33.875	9	2:00.881	47.478	39.501	33.902
4	1:59.620	47.119	38.905	33.596	10	2:01.260	47.586	39.717	33.957
5	2:00.459	47.931	38.795	33.733	11	2:02.479	48.295	40.247	33.937
6	1:59.617	47.080	39.057	33.480	12	2:02.694	47.742	40.627	34.325

12 Ray COLEMAN , MAN / GBR

Theoretische Bestzeit: 2:02.41

Lap	Time	S1	S2	S3	Lap	Time	S1	S2	S3
1	2:17.280	59.513	43.033	34.734	7	2:05.483	49.235	40.606	35.642
2	2:06.019	50.080	40.973	34.966	8	2:05.846	48.939	41.006	35.901
3	2:04.847	49.022	40.696	35.129	9	2:06.301	49.564	41.735	35.002
4	2:03.948	49.020	40.284	34.644	10	2:06.062	49.400	41.265	35.397
5	2:04.001	48.592	41.105	34.304	11	2:06.178	49.575	41.610	34.993
6	2:02.834	48.240	40.703	33.891	12	2:06.475	49.567	41.842	35.066

14 José J.RODRIGUES , MAN / PRT

Theoretische Bestzeit: 1:58.68

Lap	Time	S1	S2	S3	Lap	Time	S1	S2	S3
1	2:06.678	54.520	39.034	33.124	7	2:00.131	47.444	38.918	33.769
2	1:59.770	47.846	38.680	33.244	8	1:59.521	47.288	38.745	33.488
3	1:59.078	47.148	38.754	33.176	9	1:59.756	47.132	39.077	33.547
4	1:59.647	47.317	38.872	33.458	10	2:01.154	47.944	39.221	33.989
5	1:59.110	47.330	38.485	33.295	11	2:00.421	47.640	39.133	33.648
6	1:59.795	47.071	38.796	33.928	12	2:01.366	47.892	39.702	33.772

15 Erwin KLEINAGELVOORT , SCANIA / NLD


Theoretische Bestzeit: 2:02.61

Lap	Time	S1	S2	S3	Lap	Time	S1	S2	S3
1	2:17.039	59.113	42.742	35.184	7	2:03.118	48.076	40.219	34.823
2	2:05.998	49.653	40.841	35.504	8	2:03.596	48.360	40.553	34.683
3	2:04.863	48.968	40.154	35.741	9	2:03.385	48.251	40.301	34.833
4	2:03.961	48.517	40.326	35.118	10	2:03.779	48.629	40.538	34.612
5	2:03.057	48.396	39.991	34.670	11	2:03.934	48.744	40.293	34.897
6	2:03.532	48.731	39.931	34.870	12	2:03.314	48.457	39.960	34.897

17 Shane BRERETON , MAN / GBR

Theoretische Bestzeit: 2:00.20

Lap	Time	S1	S2	S3	Lap	Time	S1	S2	S3
1	2:08.455	55.892	39.227	33.336	7	2:01.449	47.854	39.167	34.428
2	2:01.930	48.423	39.259	34.248	8	2:01.982	48.337	39.529	34.116
3	2:02.007	48.217	39.016	34.774	9	2:01.956	48.539	39.212	34.205
4	2:00.644	47.925	39.185	33.534	10	2:02.255	48.636	39.303	34.316
5	2:01.446	47.892	39.260	34.294	11	2:01.744	48.358	39.322	34.064



32 GP CAMIÓN DE ESPAÑA

Circuito del Jarama, length 3850 m


06. - 07. October 2018

FIA European Truck Racing Championship

Lap Analysis Race 1,

FIA-Visa.No.: 8ETRC-ESP 18.09.2018

Lap	Time	S1	S2	S3	Lap	Time	S1	S2	S3
6	2:01.591	48.248	39.494	33.849	12	2:02.156	47.982	39.539	34.635



32 GP CAMIÓN DE ESPAÑA

Circuito del Jarama, length 3850 m

06. - 07. October 2018

FIA European Truck Racing Championship

Lap Analysis Race 1,

FIA-Visa.No.: 8ETRC-ESP 18.09.2018

22 Oliver JANES , FREIGHTLINER / GBR

Theoretische Bestzeit: 2:01.97

Lap	Time	S1	S2	S3	Lap	Time	S1	S2	S3
1	2:13.243	58.396	40.668	34.179	7	2:02.220	48.228	39.572	34.420
2	2:04.942	49.858	40.581	34.503	8	2:02.592	48.389	39.832	34.371
3	2:05.370	48.492	40.795	36.083	9	2:02.846	48.283	40.147	34.416
4	2:05.082	48.453	42.078	34.551	10	2:03.187	48.706	40.074	34.407
5	2:03.110	48.640	40.149	34.321	11	2:02.804	48.543	39.864	34.397
6	2:03.502	48.369	40.541	34.592	12	2:03.634	49.193	40.085	34.356

23 Antonio ALBACETE , MAN / ESP

Theoretische Bestzeit: 1:58.14

Lap	Time	S1	S2	S3	Lap	Time	S1	S2	S3
1	2:03.878	52.329	38.521	33.028	7	1:58.594	46.900	38.474	33.220
2	1:59.052	47.376	38.568	33.108	8	1:58.551	46.849	38.537	33.165
3	1:58.606	47.246	38.414	32.946	9	1:59.117	47.068	38.709	33.340
4	1:58.605	46.939	38.482	33.184	10	1:59.243	47.291	38.675	33.277
5	1:58.621	47.185	38.351	33.085	11	1:59.306	47.288	38.649	33.369
6	1:58.629	46.973	38.493	33.163	12	1:59.280	47.072	38.726	33.482

24 Steffen FAAS , MERCEDES BENZ / DEU

Theoretische Bestzeit: 2:00.63

Lap	Time	S1	S2	S3	Lap	Time	S1	S2	S3
1	2:09.873	56.540	39.461	33.872	7	2:01.378	47.979	39.225	34.174
2	2:01.726	48.282	39.240	34.204	8	2:01.596	48.152	39.489	33.955
3	2:01.297	48.044	39.374	33.879	9	2:02.060	48.897	39.203	33.960
4	2:01.326	48.001	39.247	34.078	10	2:02.135	48.658	39.484	33.993
5	2:01.264	47.749	39.343	34.172	11	2:02.242	48.691	39.871	33.680
6	2:01.419	47.921	39.530	33.968	12	2:03.349	48.488	39.797	35.064

26 Pedro Ignacio GARCIA MARCO , IVECO / ESP

Theoretische Bestzeit: 2:04.91

Lap	Time	S1	S2	S3	Lap	Time	S1	S2	S3
1	2:19.847				7	2:05.393	49.016	41.095	35.282
2	2:07.257	50.227	41.773	35.257	8	2:05.135	48.996	41.039	35.100
3	2:06.855	49.960	41.516	35.379	9	2:07.869	50.796	41.761	35.312
4	2:06.909	50.212	41.634	35.063	10	2:06.086	49.141	41.628	35.317
5	2:06.656	49.736	41.723	35.197	11	2:08.345	49.134	41.009	38.202
6	2:05.396	49.223	41.266	34.907	12	2:06.277	49.696	41.215	35.366

30 Sascha LENZ , MAN / DEU

Theoretische Bestzeit: 1:58.67

Lap	Time	S1	S2	S3	Lap	Time	S1	S2	S3
1	2:04.635	52.739	38.629	33.267	7	2:01.134	47.502	38.998	34.634
2	1:59.329	47.336	38.516	33.477	8	2:01.099	48.120	39.168	33.811
3	1:59.215	47.346	38.528	33.341	9	2:00.277	47.280	39.339	33.658
4	1:58.906	47.148	38.569	33.189	10	2:00.933	47.664	39.367	33.902
5	1:59.341	47.133	38.661	33.547	11	2:00.770	47.651	39.198	33.921
6	1:59.176	46.965	38.785	33.426	12	2:01.009	47.699	39.357	33.953

37 Terry GIBBON , MAN / GBR


Theoretische Bestzeit: 2:02.37

Lap	Time	S1	S2	S3	Lap	Time	S1	S2	S3
1	2:13.063	57.756	39.871	35.436	7	2:04.405	48.842	40.319	35.244
2	2:06.177	49.687	41.703	34.787	8	2:03.470	48.907	40.228	34.335
3	2:17.084	1:01.462	40.820	34.802	9	2:04.193	49.468	40.727	33.998
4	2:11.789	55.110	42.233	34.446	10	2:04.088	49.208	40.202	34.678
5	2:04.256	48.738	40.528	34.990	11	2:03.467	48.507	40.380	34.580
6	2:03.385	48.507	39.903	34.975	12	2:03.675	48.726	40.787	34.162

38 Eduardo E.RODRIGUES , MAN / PRT

Theoretische Bestzeit: 2:02.06

Lap	Time	S1	S2	S3	Lap	Time	S1	S2	S3
1	2:16.183	58.507	42.802	34.874	7	2:02.450	48.344	39.780	34.326
2	2:04.849	49.451	40.746	34.652	8	2:03.146	48.522	40.098	34.526
3	2:04.879	49.614	40.320	34.945	9	2:02.484	48.209	39.927	34.348
4	2:04.100	48.974	40.384	34.742	10	2:02.964	48.538	40.353	34.073
5	2:03.355	48.889	40.321	34.145	11	2:02.442	48.228	40.074	34.140



32 GP CAMIÓN DE ESPAÑA

Circuito del Jarama, length 3850 m

06. - 07. October 2018

FIA European Truck Racing Championship

Lap Analysis Race 1,

FIA-Visa.No.: 8ETRC-ESP 18.09.2018

Lap	Time	S1	S2	S3	Lap	Time	S1	S2	S3
6	2:02.843	48.379	40.048	34.416	12	2:03.938	48.985	40.561	34.392



32 GP CAMIÓN DE ESPAÑA

Circuito del Jarama, length 3850 m

06. - 07. October 2018

FIA European Truck Racing Championship

Lap Analysis Race 1,

FIA-Visa.No.: 8ETRC-ESP 18.09.2018

44 Stephanie HALM , IVECO / DEU

Theoretische Bestzeit: 1:59.31

Lap	Time	S1	S2	S3	Lap	Time	S1	S2	S3
1	2:08.945	55.937	39.712	33.296	7	1:59.937	47.532	38.910	33.495
2	2:01.311	48.568	38.979	33.764	8	1:59.636	47.471	38.796	33.369
3	1:59.536	47.438	38.775	33.323	9	1:59.770	47.342	39.049	33.379
4	2:00.147	47.637	38.960	33.550	10	2:00.269	47.349	39.158	33.762
5	1:59.809	47.368	38.829	33.612	11	1:59.601	47.247	38.901	33.453
6	1:59.763	47.392	39.009	33.362	12	2:00.121	47.412	39.074	33.635

45 Frans SMIT , SCANIA / NLD

Theoretische Bestzeit: 2:06.08

Lap	Time	S1	S2	S3	Lap	Time	S1	S2	S3
1	2:18.759	1:00.739	43.007	35.013	7	2:08.350	50.451	42.061	35.838
2	2:07.308	50.196	42.137	34.975	8	2:07.623	50.112	41.983	35.528
3	2:13.267	51.607	44.779	36.881	9	2:07.830	50.116	42.428	35.286
4	2:12.374	53.459	42.569	36.346	10	2:06.548	49.912	41.219	35.417
5	2:08.233	50.837	41.983	35.413	11	2:07.076	49.949	41.745	35.382
6	2:07.285	50.010	41.693	35.582	12	2:07.001	49.893	41.878	35.230

66 Jose Alberto VILA SAINZ , MAN / ESP

Theoretische Bestzeit: 2:03.07

Lap	Time	S1	S2	S3	Lap	Time	S1	S2	S3
1	2:17.708	1:00.465	42.568	34.675	7	2:04.091	48.762	40.276	35.053
2	2:06.009	50.631	40.915	34.463	8	2:05.547	49.720	40.604	35.223
3	2:04.733	49.437	40.612	34.684	9	2:07.041	50.748	41.038	35.255
4	2:04.199	49.342	40.409	34.448	10	2:05.628	49.535	41.207	34.886
5	2:04.480	49.026	40.575	34.879	11	2:06.425	50.057	41.672	34.696
6	2:03.379	49.062	40.046	34.271	12	2:06.339			

77 Rene REINERT , MAN / DEU

Theoretische Bestzeit: 1:59.07

Lap	Time	S1	S2	S3	Lap	Time	S1	S2	S3
1	2:07.567	54.990	38.997	33.580	7	1:59.642	47.134	38.859	33.649
2	2:00.650	48.312	38.887	33.451	8	1:59.939	47.536	38.774	33.629
3	1:59.559	47.618	38.533	33.408	9	1:59.935	47.170	38.910	33.855
4	1:59.694	47.348	38.753	33.593	10	2:00.210	47.387	39.008	33.815
5	2:00.064	47.702	38.796	33.566	11	1:59.851	47.160	38.929	33.762
6	1:59.792	47.242	38.855	33.695	12	2:00.294	47.547	39.026	33.721