



32 GP CAMIÓN DE ESPAÑA

Circuito del Jarama, length 3850 m

06. - 07. October 2018

FIA European Truck Racing Championship

Lap Analysis free practice 2,

FIA-Visa.No.: 8ETRC-ESP 18.09.2018

1 Adam LACKO , FREIGHTLINER / CZE

Theoretische Bestzeit: 1:58.23

Lap	Time	S1	S2	S3	Lap	Time	S1	S2	S3
1	2:40.858		41.890	34.293	6	2:26.943	52.772	51.195	42.976
2	1:59.256	47.004	38.955	33.297	7	1:58.423	46.565	38.535	33.323
3	2:39.322	53.960	52.479		8	2:26.649	52.322	47.856	
4	3:42.552	2:16.427	46.984	39.141	9	7:15.688	6:00.769	38.563	36.356
5	1:58.469	46.795	38.424	33.250					

2 Jochen HAHN , IVECO / DEU

Theoretische Bestzeit: 1:56.74

Lap	Time	S1	S2	S3	Lap	Time	S1	S2	S3
1	4:39.228		42.377	33.469	6	1:57.111	46.567	37.930	32.614
2	3:14.881	53.926	1:09.612		7	1:57.214	46.508	37.939	32.767
3	3:06.738	1:37.414	50.273	39.051	8	2:01.110	48.497	39.206	33.407
4	1:56.749	46.385	37.919	32.445	9	2:01.765	46.525	38.085	37.155
5	2:15.619	52.316	48.753	34.550					

3 Norbert KISS , MERCEDES BENZ / HUN

Theoretische Bestzeit: 1:57.41

Lap	Time	S1	S2	S3	Lap	Time	S1	S2	S3
1	2:23.157		45.520	34.731	7	1:59.571	46.398	38.975	34.198
2	1:57.700	46.169	38.474	33.057	8	2:00.000	46.570	39.391	34.039
3	2:47.963	56.455	56.385		9	1:58.344	46.500	38.460	33.384
4	6:55.986	5:13.346	49.828	52.812	10	1:59.073	46.603	39.171	33.299
5	1:58.286	46.278	38.831	33.177	11	1:58.968	46.650	38.960	33.358
6	1:57.414	46.112	38.418	32.884	12	1:58.705	46.717	38.681	33.307

4 Jose Eduardo TEIXAIRA RODRIGUES , MAN / PRT

Theoretische Bestzeit:

Lap	Time	S1	S2	S3	Lap	Time	S1	S2	S3
1	3:43.614				6	2:12.439			
2	7:55.020				7	2:12.433			
3	2:15.803				8	2:24.535			
4	2:15.088				9	3:41.755			
5	2:14.030								

6 Anthony JANIEC , MAN / FRA

Theoretische Bestzeit: 1:58.80

Lap	Time	S1	S2	S3	Lap	Time	S1	S2	S3
1	2:53.408				5	2:27.473	46.847	45.882	
2	9:51.395				6	4:42.492	3:13.634	52.099	36.759
3	1:59.321	46.832	39.023	33.466	7	1:59.375	46.703	38.638	34.034
4	2:34.103	1:00.288	58.969	34.846	8	1:59.381	46.825	38.795	33.761

7 Jamie ANDERSON , MAN / GBR


Theoretische Bestzeit: 2:00.57

Lap	Time	S1	S2	S3	Lap	Time	S1	S2	S3
1	4:10.085		39.759	34.230	7	2:02.958	48.715	39.993	34.250
2	2:41.666	48.983	39.986		8	2:03.921	49.005	39.590	35.326
3	3:57.459	2:40.314	42.829	34.316	9	2:09.158	55.705	39.522	33.931
4	2:02.035	48.590	39.412	34.033	10	2:03.551	50.601	39.448	33.502
5	2:01.988	48.942	39.133	33.913	11	2:01.537	47.942	39.855	33.740
6	2:01.881	48.606	39.183	34.092	12	2:01.122	48.093	39.351	33.678

11 Andre KURSIM , IVECO / DEU

Theoretische Bestzeit: 1:58.58

Lap	Time	S1	S2	S3	Lap	Time	S1	S2	S3
1	2:41.771		50.008	34.439	7	1:58.760	46.999	38.543	33.218
2	1:58.824	46.952	38.725	33.147	8	1:58.976	47.266	38.541	33.169
3	3:16.599	54.159	1:10.007		9	1:59.281	47.358	38.689	33.234
4	5:05.165	3:44.169	47.878	33.118	10	2:14.517	51.184	46.652	36.681
5	1:59.612	47.219	38.735	33.658	11	1:59.289	47.146	38.513	33.630
6	2:17.230	48.251	53.832	35.147	12	2:17.164	47.515	47.767	41.882



32 GP CAMIÓN DE ESPAÑA

Circuito del Jarama, length 3850 m

06. - 07. October 2018

FIA European Truck Racing Championship


Lap Analysis free practice 2,

FIA-Visa.No.: 8ETRC-ESP 18.09.2018

12 Ray COLEMAN , MAN / GBR

Theoretische Bestzeit: 2:02.98

Lap	Time	S1	S2	S3	Lap	Time	S1	S2	S3
1	6:27.555		42.880		7	2:05.104	49.285	40.984	34.835
2	4:36.491	3:06.593	50.988	38.910	8	2:04.860	49.422	41.483	33.955
3	2:06.080	49.551	41.830	34.699	9	2:04.498	49.358	40.969	34.171
4	2:07.552	50.245	42.604	34.703	10	2:03.670	49.096	40.171	34.403
5	2:06.260	49.458	41.458	35.344	11	2:04.856	48.862	40.989	35.005
6	2:07.163	50.796	40.775	35.592					



32 GP CAMIÓN DE ESPAÑA

Circuito del Jarama, length 3850 m

06. - 07. October 2018

FIA European Truck Racing Championship

Lap Analysis free practice 2,

FIA-Visa.No.: 8ETRC-ESP 18.09.2018

14 José J.RODRIGUES , MAN / PRT

Theoretische Bestzeit: 1:58.56

Lap	Time	S1	S2	S3	Lap	Time	S1	S2	S3
1	2:42.612		51.019	36.452	8	1:59.572	47.478	38.611	33.483
2	2:10.712	56.050	40.418	34.244	9	2:00.734	47.032	39.630	34.072
3	3:20.859	48.221	1:14.929		10	2:08.907	47.117	48.234	33.556
4	2:58.410	1:42.738	40.072	35.600	11	2:07.327	47.643	43.628	36.056
5	1:58.965	46.956	38.517	33.492	12	1:59.119	47.400	38.628	33.091
6	2:03.798	47.974	42.005	33.819	13	2:14.177	47.636	45.530	41.011
7	1:59.565	47.064	39.391	33.110					

15 Erwin KLEINAGELVOORT , SCANIA / NLD

Theoretische Bestzeit: 2:01.77

Lap	Time	S1	S2	S3	Lap	Time	S1	S2	S3
1	2:43.862		51.357	35.504	7	2:02.489	48.139	40.078	34.272
2	2:02.780	48.377	39.916	34.487	8	2:02.817	48.104	40.413	34.300
3	3:22.021	53.121	1:10.788		9	2:02.376	48.079	39.466	34.831
4	3:47.830	2:33.360	40.032	34.438	10	2:03.903	48.345	40.603	34.955
5	2:03.992	48.849	40.359	34.784	11	2:14.206	48.039	40.856	
6	2:04.092	48.358	40.452	35.282	12	2:59.780	1:45.038	40.195	34.547

17 Shane BRERETON , MAN / GBR

Theoretische Bestzeit: 2:00.22

Lap	Time	S1	S2	S3	Lap	Time	S1	S2	S3
1	3:48.151		48.852	46.453	7	2:19.109	49.134	39.421	
2	2:51.394	55.722	46.443		8	4:04.775	2:52.114	38.863	33.798
3	4:23.343	2:58.315	46.238	38.790	9	2:01.414	47.935	38.968	34.511
4	2:03.019	47.903	40.753	34.363	10	2:00.590	47.702	39.227	33.661
5	2:16.063	49.176	50.517	36.370	11	2:04.251	48.667	41.344	34.240
6	2:02.252	47.967	39.764	34.521					

22 Oliver JANES , FREIGHTLINER / GBR

Theoretische Bestzeit: 2:00.52

Lap	Time	S1	S2	S3	Lap	Time	S1	S2	S3
1	2:46.298		43.152	36.999	7	2:02.620	48.721	39.446	34.453
2	2:00.879	48.096	39.136	33.647	8	2:02.429	48.375	39.889	34.165
3	3:14.099	51.274	1:09.215		9	2:01.541	48.132	39.471	33.938
4	5:17.176	4:02.027	40.243	34.906	10	2:10.134	49.532	45.556	35.046
5	2:10.403	48.180	45.614	36.609	11	2:00.940	47.757	39.231	33.952
6	2:16.055	48.146	39.360	48.549	12	2:01.484	47.740	39.576	34.168

23 Antonio ALBACETE , MAN / ESP

Theoretische Bestzeit: 1:56.82

Lap	Time	S1	S2	S3	Lap	Time	S1	S2	S3
1	2:24.445		44.114	36.539	7	1:57.453	46.385	38.180	32.888
2	1:57.943	46.792	38.353	32.798	8	2:41.023	1:00.676	53.971	46.376
3	2:33.293	46.569	47.881		9	1:56.825	46.349	37.975	32.501
4	4:01.484	2:33.839	50.298	37.347	10	2:37.071	1:03.825	58.024	35.222
5	1:57.771	46.581	38.388	32.802	11	2:09.867	46.484	38.146	45.237
6	2:47.725	1:00.446	1:08.613	38.666	12	2:38.687	1:02.564	54.851	41.272

24 Steffen FAAS , MERCEDES BENZ / DEU


Theoretische Bestzeit: 1:59.69

Lap	Time	S1	S2	S3	Lap	Time	S1	S2	S3
1	2:50.654		43.518	40.415	7	2:02.630	47.899	40.482	34.249
2	2:04.981	48.510	42.432	34.039	8	2:00.537	47.719	38.974	33.844
3	3:21.174	50.650	1:11.981		9	1:59.690	47.674	38.623	33.393
4	4:14.141	3:00.491	39.673	33.977	10	2:01.235	47.993	39.385	33.857
5	2:01.042	47.999	39.392	33.651	11	2:03.934	48.324	41.838	33.772
6	2:01.282	48.213	39.174	33.895	12	2:00.728	47.909	39.057	33.762

25 Pedro Marco SANCHEZ , MAN / ESP

Theoretische Bestzeit: 2:08.83

Lap	Time	S1	S2	S3	Lap	Time	S1	S2	S3
1	3:27.743				6	2:24.368	51.642	43.207	
2	2:55.175	52.939	42.512		7	4:05.860	2:43.535	46.144	36.181
3	5:59.605	4:39.090	44.854		8	2:10.402	51.088	43.442	35.872
4	2:27.748	51.521	43.901		9	2:27.434	51.956	42.227	



32 GP CAMIÓN DE ESPAÑA

Circuito del Jarama, length 3850 m


06. - 07. October 2018

FIA European Truck Racing Championship

Lap Analysis free practice 2,

FIA-Visa.No.: 8ETRC-ESP 18.09.2018

Lap	Time	S1	S2	S3	Lap	Time	S1	S2	S3
5	4:13.332	2:53.106	44.706	35.520					



32 GP CAMIÓN DE ESPAÑA

Circuito del Jarama, length 3850 m

06. - 07. October 2018

FIA European Truck Racing Championship

Lap Analysis free practice 2,

FIA-Visa.No.: 8ETRC-ESP 18.09.2018

30 Sascha LENZ , MAN / DEU

Theoretische Bestzeit: 1:57.48

Lap	Time	S1	S2	S3	Lap	Time	S1	S2	S3
1	3:27.797		42.296	34.452	7	1:58.048	46.756	38.167	33.125
2	2:43.367	46.678	38.153		8	2:02.334	46.699	41.538	34.097
3	5:00.136	3:41.660	39.784	38.692	9	1:58.481	46.546	38.323	33.612
4	1:58.794	46.718	38.381	33.695	10	1:58.581	46.846	38.490	33.245
5	2:04.134	46.816	43.384	33.934	11	1:58.542	46.862	38.240	33.440
6	1:59.352	47.180	39.384	32.788	12	1:58.751	46.620	38.797	33.334

32 Luis RECUENCO , MAN / ESP

Theoretische Bestzeit: 1:58.85

Lap	Time	S1	S2	S3	Lap	Time	S1	S2	S3
1	2:13.353		39.623	33.873	7	2:00.210	47.405	39.106	33.699
2	1:59.853	47.782	38.706	33.365	8	2:00.589	48.129	39.014	33.446
3	4:26.966	2:04.358	54.989		9	2:00.111	47.053	39.580	33.478
4	5:49.751	4:35.447	39.246	35.058	10	1:59.508	47.569	38.649	33.290
5	2:03.975	51.431	38.927	33.617	11	1:59.583	47.397	38.544	33.642
6	2:00.096	48.014	38.826	33.256					

33 Orlando RODRIGUEZ RUIZ , MERCEDES BENZ / ESP

Theoretische Bestzeit:

Lap	Time	S1	S2	S3	Lap	Time	S1	S2	S3
1	3:57.898				5	2:18.139	52.574	48.368	
2	2:52.077	53.773	45.617		6	2:18.398	56.327	45.647	
3	5:59.206	4:34.129	47.604		7	2:20.232	55.628	45.741	
4	2:16.005	53.499	44.659		8	2:57.202	1:03.325	54.417	

37 Terry GIBBON , MAN / GBR

Theoretische Bestzeit:

Lap	Time	S1	S2	S3	Lap	Time	S1	S2	S3
1	3:10.694		47.989		7	2:07.779	48.271	40.355	
2	2:12.013	52.778	41.509		8	2:17.165	47.694	39.521	
3	3:22.054	1:03.413	50.041		9	3:10.560	1:56.536	40.061	
4	2:56.929	1:38.626	41.262		10	2:00.675	47.494	39.478	
5	2:06.671	50.425	41.852		11	2:23.885	48.010	46.045	
6	2:01.875	47.724	40.368						

38 Eduardo E.RODRIGUES , MAN / PRT

Theoretische Bestzeit: 2:02.62

Lap	Time	S1	S2	S3	Lap	Time	S1	S2	S3
1	3:40.969		49.535	41.089	6	2:24.322	53.422	44.422	
2	2:23.598	49.647	40.015		7	4:31.004	3:07.185	46.301	37.518
3	5:47.195	4:31.645	40.773	34.777	8	2:04.170	49.111	40.339	34.720
4	2:03.765	49.090	40.223	34.452	9	2:03.510	48.788	40.081	34.641
5	2:05.169	50.179	40.511	34.479	10	2:02.768	48.444	40.163	34.161

44 Stephanie HALM , IVECO / DEU


Theoretische Bestzeit: 1:58.92

Lap	Time	S1	S2	S3	Lap	Time	S1	S2	S3
1	2:57.309		45.425	35.245	7	2:08.661	49.628	42.271	36.762
2	2:02.699	47.836	40.997	33.866	8	2:03.814	47.110	38.814	37.890
3	3:24.404	59.613	1:05.913		9	1:59.857	47.523	38.754	33.580
4	3:48.487	2:34.437	40.461	33.589	10	2:02.206	47.085	39.563	35.558
5	1:59.404	47.282	38.944	33.178	11	2:15.410	47.074	39.076	
6	1:59.298	47.108	38.878	33.312	12	3:16.538	2:04.306	38.675	33.557

45 Frans SMIT , SCANIA / NLD

Theoretische Bestzeit: 2:05.09

Lap	Time	S1	S2	S3	Lap	Time	S1	S2	S3
1	3:04.390		45.969	36.370	7	2:06.181	49.537	41.497	35.147
2	2:06.080	49.676	41.282	35.122	8	2:08.791	49.397	41.833	37.561
3	3:25.822	1:03.374	57.482		9	2:05.527	49.520	41.003	35.004
4	2:58.347	1:38.929	44.192	35.226	10	2:06.083	49.834	41.477	34.772
5	2:06.408	49.537	41.670	35.201	11	2:05.634	49.318	41.213	35.103
6	2:06.310	49.555	41.903	34.852	12	2:06.936	49.730	41.335	35.871



32 GP CAMIÓN DE ESPAÑA

Circuito del Jarama, length 3850 m

06. - 07. October 2018

FIA European Truck Racing Championship

Lap Analysis free practice 2,

FIA-Visa.No.: 8ETRC-ESP 18.09.2018

66 Jose Alberto VILA SAINZ , MAN / ESP

Theoretische Bestzeit: 2:02.52

Lap	Time	S1	S2	S3	Lap	Time	S1	S2	S3
1	3:03.088				7	2:03.434	48.858	40.461	34.115
2	2:04.094	49.487	40.447	34.160	8	2:03.456	48.696	40.725	34.035
3	3:22.546	59.794	1:00.177		9	2:05.937	50.239	41.460	34.238
4	3:49.664	2:34.069	40.995	34.600	10	2:04.939	48.840	40.381	35.718
5	2:03.477	49.652	39.932	33.893	11	2:03.823	48.997	40.904	33.922
6	2:03.543	49.097	40.388	34.058	12	2:03.472	49.039	40.027	34.406

68 Alejandro DIAZ , SCANIA / ESP

Theoretische Bestzeit:

Lap	Time	S1	S2	S3	Lap	Time	S1	S2	S3
1	26:01.272				2	2:25.173	57.043	49.633	

77 Rene REINERT , MAN / DEU

Theoretische Bestzeit: 1:57.60

Lap	Time	S1	S2	S3	Lap	Time	S1	S2	S3
1	2:59.672		47.098	34.329	7	1:57.926	46.560	38.415	32.951
2	1:58.504	46.669	38.570	33.265	8	2:25.932	55.461	53.817	36.654
3	3:22.653	59.400	1:06.115		9	2:12.476	46.680	39.239	46.557
4	3:11.968	1:51.192	45.510	35.266	10	1:58.522	46.509	38.615	33.398
5	1:58.378	46.642	38.143	33.593	11	2:38.704	1:02.717	57.670	38.317
6	2:13.251	47.067	46.301	39.883	12	2:06.659	46.748	45.822	34.089

91 Frantisek VOJTISEK , MAN / CZE

Theoretische Bestzeit: 2:00.26

Lap	Time	S1	S2	S3	Lap	Time	S1	S2	S3
1	3:02.270		45.802	35.770	6	2:02.993	47.503	39.836	35.654
2	2:07.620	47.747	43.547	36.326	7	2:05.122	47.295	40.728	37.099
3	3:21.939	1:00.605	57.670		8	2:00.488	47.515	39.479	33.494
4	5:47.536	4:30.605	42.932	33.999	9	2:33.684	48.134	48.174	
5	2:01.392	47.842	39.482	34.068	10	4:23.383	3:07.431	41.420	34.532