

32 GP CAMIÓN DE ESPAÑA

Circuito del Jarama, length 3850 m

06. - 07. October 2017

FIA European Truck Racing Championship

Lap Analysis free practice 1,

FIA-Visa.No.: 8ETRC-ESP 18.09.2018

1 Adam LACKO , FREIGHTLINER / CZE

Theoretische Bestzeit: 1:57.69

Lap	Time	S1	S2	S3	Lap	Time	S1	S2	S3
1	3:07.042			41.792	7	2:29.539	52.862	51.162	
2	2:06.970			35.719	8	6:12.729	4:51.704	38.474	42.551
3	2:04.001			34.428	9	1:58.703	46.877	38.711	33.115
4	2:16.203				10	2:12.711			34.518
5	5:28.238			33.242	11	1:57.955	46.445	38.136	33.374
6	1:58.396			33.129					

2 Jochen HAHN , IVECO / DEU

Theoretische Bestzeit: 1:57.58

Lap	Time	S1	S2	S3	Lap	Time	S1	S2	S3
1	3:40.671			38.538	8	1:58.045	46.801	38.151	33.093
2	2:11.120			34.418	9	2:13.827	49.969	39.234	
3	2:00.428			33.630	10	3:01.206	1:48.559	39.198	33.449
4	1:59.954			33.225	11	1:58.096	47.059	38.183	32.854
5	1:59.581			33.612	12	1:57.742	46.691	38.042	33.009
6	2:03.676			36.242	13	2:00.354	48.022	38.932	33.400
7	2:02.495			35.043	14	1:57.762			32.867

3 Norbert KISS , MERCEDES BENZ / HUN

Theoretische Bestzeit: 1:58.03

Lap	Time	S1	S2	S3	Lap	Time	S1	S2	S3
1	3:22.630			39.520	8	2:00.080	47.351	39.391	33.338
2	2:53.091			1:21.296	9	2:03.932	46.972	41.164	35.796
3	3:44.515			39.388	10	1:58.263	46.819	38.531	32.913
4	2:04.471			34.294	11	1:58.035	46.756	38.385	32.894
5	2:01.555			35.035	12	2:24.530	55.045	49.137	40.348
6	2:02.130			34.157	13	1:58.284			33.270
7	1:58.903	47.093	38.549	33.261					

4 Jose Eduardo TEIXEIRA RODRIGUES , MAN / PRT

Theoretische Bestzeit:

Lap	Time	S1	S2	S3	Lap	Time	S1	S2	S3
1	6:18.241				7	2:19.978			
2	2:33.805				8	2:17.421			
3	2:25.510				9	2:15.438			
4	2:31.246				10	2:18.724			
5	2:27.300				11	2:18.422			
6	2:22.852								

6 Anthony JANIEC , MAN / FRA

Theoretische Bestzeit:

Lap	Time	S1	S2	S3	Lap	Time	S1	S2	S3
1	5:54.348				7	1:59.111			
2	2:01.874				8	2:21.993			
3	2:01.113				9	3:35.168			
4	1:59.320				10	1:59.086			
5	2:04.247				11	2:19.020			
6	2:02.618								

7 Jamie ANDERSON , MAN / GBR

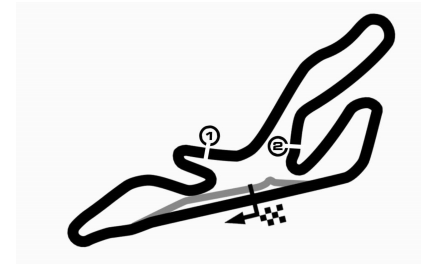
Theoretische Bestzeit: 2:03.09

Lap	Time	S1	S2	S3	Lap	Time	S1	S2	S3
1	3:11.229			37.306	8	4:00.094	2:44.179	40.657	35.258
2	2:11.150			35.763	9	2:05.671	50.427	40.703	34.541
3	2:12.305			35.703	10	2:03.464	49.388	39.828	34.248
4	2:07.002			35.165	11	2:03.798	49.579	39.459	34.760
5	2:07.208			34.940	12	2:03.671	49.524	39.828	34.319
6	2:08.137			35.182	13	2:02.723			34.255
7	2:23.454								

11 Andre KURSIM , IVECO / DEU

Theoretische Bestzeit: 4:58.69

Lap	Time	S1	S2	S3	Lap	Time	S1	S2	S3
1	3:08.123			36.817	4	2:17.125			
2	2:17.112			34.085	5	5:02.521	3:39.25t	45.544	37.721



32 GP CAMIÓN DE ESPAÑA

Circuito del Jarama, length 3850 m

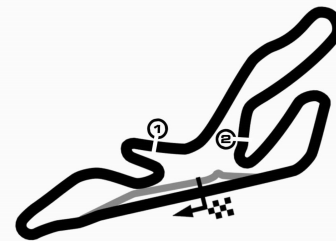
06. - 07. October 2017

FIA European Truck Racing Championship

Lap Analysis free practice 1,

FIA-Visa.No.: 8ETRC-ESP 18.09.2018

Lap	Time	S1	S2	S3	Lap	Time	S1	S2	S3
3	2:04.193			33.896					



32 GP CAMIÓN DE ESPAÑA

Circuito del Jarama, length 3850 m

06. - 07. October 2017

FIA European Truck Racing Championship

Lap Analysis free practice 1,

FIA-Visa.No.: 8ETRC-ESP 18.09.2018

12 Ray COLEMAN , MAN / GBR

Theoretische Bestzeit: 2:05.29

Lap	Time	S1	S2	S3	Lap	Time	S1	S2	S3
1	2:47.392			37.916	8	2:09.968	51.711	42.690	35.567
2	2:12.882			36.887	9	2:09.516	50.217	42.591	36.708
3	2:15.913			37.547	10	2:09.003	50.484	42.599	35.920
4	2:13.989			36.858	11	2:08.812	50.330	43.142	35.340
5	2:15.688			37.771	12	2:06.106	49.235	42.077	34.794
6	2:19.579			37.430	13	2:05.854	49.371	41.806	34.677
7	2:12.217			36.944	14	2:07.618	50.146	41.382	36.090

14 José J.RODRIGUES , MAN / PRT

Theoretische Bestzeit: 1:59.17

Lap	Time	S1	S2	S3	Lap	Time	S1	S2	S3
1	2:25.939			34.424	9	1:59.999	47.686	38.764	33.549
2	2:02.325			34.259	10	1:59.896	47.481	38.885	33.530
3	2:05.386			34.873	11	2:04.383	48.585	41.311	34.487
4	2:04.775			34.621	12	2:01.773	47.270	40.352	34.151
5	2:01.768			33.682	13	1:59.606	47.564	38.673	33.369
6	2:01.078			34.033	14	1:59.300	47.262	38.802	33.236
7	2:04.783	49.465	41.638	33.680	15	2:01.806			34.274
8	2:00.604			33.886					

15 Erwin KLEINAGELVOORT , SCANIA / NLD

Theoretische Bestzeit: 2:02.62

Lap	Time	S1	S2	S3	Lap	Time	S1	S2	S3
1	2:35.619			37.066	7	3:12.633	1:56.698	41.028	34.907
2	2:08.845			36.280	8	2:04.176	49.424	40.044	34.708
3	2:30.831				9	2:06.429	49.572	40.144	36.713
4	3:30.741			35.295	10	2:12.378	48.613	39.851	
5	2:05.232			35.163	11	5:07.636			34.913
6	2:14.758				12	2:03.016	48.527	40.245	34.244

17 Shane BRERETON , MAN / GBR

Theoretische Bestzeit: 2:01.66

Lap	Time	S1	S2	S3	Lap	Time	S1	S2	S3
1	2:39.436			36.945	8	2:06.229	49.542	40.957	35.730
2	2:11.781			36.581	9	2:03.202	48.932	40.053	34.217
3	2:12.127			37.101	10	2:05.088	48.167	42.238	34.683
4	2:13.903			36.267	11	2:03.195	49.342	39.953	33.900
5	2:06.037			34.048	12	2:02.530	48.719	39.602	34.209
6	2:07.854			34.184	13	2:02.645	48.571	39.746	34.328
7	2:03.943			34.522					

22 Oliver JANES , FREIGHTLINER / GBR

Theoretische Bestzeit: 2:00.95

Lap	Time	S1	S2	S3	Lap	Time	S1	S2	S3
1	3:23.906			43.420	7	2:01.043	48.156	39.193	33.694
2	2:53.928			38.139	8	2:02.292	48.064	39.383	34.845
3	2:10.805			35.636	9	2:02.416	48.368	39.519	34.529
4	2:05.289			34.628	10	2:38.696	1:02.353	49.724	
5	2:22.920				11	3:19.818			34.572
6	5:27.861	4:04.645	47.875	35.341					

24 Steffen FAAS , MERCEDES BENZ / DEU

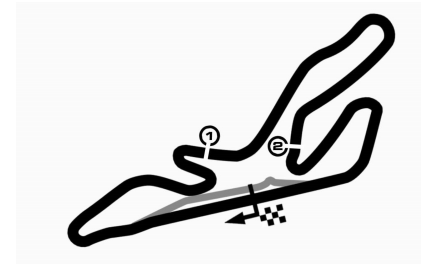
Theoretische Bestzeit: 2:01.17

Lap	Time	S1	S2	S3	Lap	Time	S1	S2	S3
1	3:23.371			38.806	7	2:07.192			34.161
2	2:07.013			34.571	8	2:04.029	48.989	41.054	33.986
3	2:11.235			34.402	9	2:02.475	48.128	40.176	34.171
4	2:04.530			34.068	10	2:11.521	48.201	39.124	
5	2:07.145			34.348	11	8:12.947			33.923
6	2:04.031			34.291					

25 Pedro Marco SANCHEZ , MAN / ESP

Theoretische Bestzeit:

Lap	Time	S1	S2	S3	Lap	Time	S1	S2	S3
1	4:25.569				5	2:17.139			



32 GP CAMIÓN DE ESPAÑA

Circuito del Jarama, length 3850 m

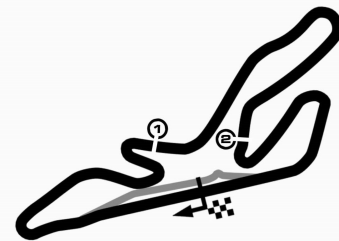
06. - 07. October 2017

FIA European Truck Racing Championship

Lap Analysis free practice 1,

FIA-Visa.No.: 8ETRC-ESP 18.09.2018

Lap	Time	S1	S2	S3	Lap	Time	S1	S2	S3
2	6:34.083				6	4:24.297			
3	6:40.569				7	2:09.930			
4	2:16.671				8	2:11.497			



32 GP CAMIÓN DE ESPAÑA

Circuito del Jarama, length 3850 m

06. - 07. October 2017

FIA European Truck Racing Championship

Lap Analysis free practice 1,

FIA-Visa.No.: 8ETRC-ESP 18.09.2018

26 Pedro Ignacio GARCIA MARCO , IVECO / ESP

Theoretische Bestzeit:

Lap	Time	S1	S2	S3	Lap	Time	S1	S2	S3
1	7:59.773				5	2:08.202			
2	2:12.605				6	2:10.800			
3	2:10.341				7	2:10.318			
4	2:09.495								

30 Sascha LENZ , MAN / DEU

Theoretische Bestzeit: 1:58.69

Lap	Time	S1	S2	S3	Lap	Time	S1	S2	S3
1	3:28.265			46.002	8	2:01.999	48.477	39.317	34.205
2	2:19.160			34.580	9	1:59.284	47.334	38.809	33.141
3	2:02.240			33.958	10	1:59.307	47.206	38.790	33.311
4	2:00.800			33.820	11	2:12.323	47.446	48.350	36.527
5	1:59.893			33.356	12	1:59.032	47.408	38.348	33.276
6	2:38.483			50.315	13	1:59.912	47.249	39.194	33.469
7	2:02.009			34.143	14	1:59.488			33.417

32 Luis RECUENCO , MAN / ESP

Theoretische Bestzeit: 1:59.66

Lap	Time	S1	S2	S3	Lap	Time	S1	S2	S3
1	2:27.921			34.989	8	2:01.353			33.923
2	2:02.535			34.386	9	2:00.653	48.026	39.084	33.543
3	2:05.141			34.788	10	2:01.284	47.919	39.793	33.572
4	2:04.434			34.422	11	2:01.691	47.949	39.782	33.960
5	2:02.628			33.992	12	2:24.752	56.682	54.150	33.920
6	2:01.976			34.368	13	2:00.074	47.730	38.963	33.381
7	2:02.364	48.164	40.145	34.055	14	1:59.739	47.343	39.038	33.358

33 Orlando RODRIGUEZ RUIZ , MERCEDES BENZ / ESP

Theoretische Bestzeit:

Lap	Time	S1	S2	S3	Lap	Time	S1	S2	S3
1	3:45.620				6	5:02.837			
2	2:30.820				7	2:22.893			
3	6:50.039				8	2:17.479			
4	2:19.889				9	2:21.573			
5	2:37.352								

37 Terry GIBBON , MAN / GBR

Theoretische Bestzeit: 2:00.67

Lap	Time	S1	S2	S3	Lap	Time	S1	S2	S3
1	2:38.527			37.091	8	2:03.112	48.916	40.018	34.178
2	2:12.537			38.260	9	2:01.851	48.326	39.988	33.537
3	2:19.164			35.639	10	2:27.129	48.803	47.460	
4	2:09.251			35.616	11	3:02.980	1:49.924	39.564	33.492
5	2:09.756			34.845	12	2:01.225	47.888	39.637	33.700
6	2:04.414			34.424	13	2:01.605	48.140	39.713	33.752
7	2:03.783			33.895	14	2:00.866	47.852	39.332	33.682

38 Eduardo E.RODRIGUES , MAN / PRT

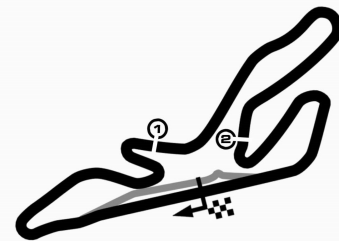
Theoretische Bestzeit:

Lap	Time	S1	S2	S3	Lap	Time	S1	S2	S3
1	2:45.264			37.173	4	2:07.378			35.502
2	2:11.465			36.149	5	2:06.527			35.031
3	2:09.788			35.417					

44 Stephanie HALM , IVECO / DEU

Theoretische Bestzeit: 2:00.37

Lap	Time	S1	S2	S3	Lap	Time	S1	S2	S3
1	3:34.093			43.139	7	2:02.911			34.756
2	2:19.242			34.945	8	2:31.060	48.419	43.924	
3	2:12.654			34.982	9	3:52.496	2:23.660	54.282	34.554
4	2:02.252			34.070	10	2:00.755	47.646	39.274	33.835
5	2:01.204			33.669	11	2:23.468	48.332	46.130	
6	2:00.643	47.916	39.244	33.483	12	2:57.567			33.586



32 GP CAMIÓN DE ESPAÑA

Circuito del Jarama, length 3850 m

06. - 07. October 2017

FIA European Truck Racing Championship

Lap Analysis free practice 1,

FIA-Visa.No.: 8ETRC-ESP 18.09.2018

45 Frans SMIT , SCANIA / NLD

Theoretische Bestzeit: 2:08.52

Lap	Time	S1	S2	S3	Lap	Time	S1	S2	S3
1	3:33.692				8	2:08.944	50.321	42.720	35.903
2	2:24.421			38.044	9	2:19.513	52.787	48.800	37.926
3	2:16.283			37.290	10	2:19.481	55.075	48.031	36.375
4	2:13.972			38.482	11	2:17.293	52.374	49.112	35.807
5	2:11.585			36.174	12	2:16.080	53.168	46.623	36.289
6	2:10.780	49.997	44.529	36.254	13	2:09.062			35.988
7	2:08.811			36.394					

66 Jose Alberto VILA SAINZ , MAN / ESP

Theoretische Bestzeit:

Lap	Time	S1	S2	S3	Lap	Time	S1	S2	S3
1	5:59.174				7	6:12.528			
2	2:07.653				8	2:04.481			
3	2:06.923				9	2:04.013			
4	2:05.969				10	2:05.322			
5	2:06.035				11	2:04.604			
6	2:17.669								

77 Rene REINERT , MAN / DEU

Theoretische Bestzeit: 1:58.52

Lap	Time	S1	S2	S3	Lap	Time	S1	S2	S3
1	3:10.613			38.165	8	2:04.722			34.540
2	2:11.071			36.154	9	1:58.925	47.033	38.590	33.302
3	2:02.173			34.152	10	1:58.629	46.951	38.418	33.260
4	2:01.626			34.095	11	2:12.722	55.613	42.244	34.865
5	2:00.958			33.678	12	2:05.504	50.066	41.259	34.179
6	2:01.539			33.801	13	1:59.397	46.848	38.688	33.861
7	1:59.304			33.612					

91 Frantisek VOJTISEK , MAN / CZE

Theoretische Bestzeit: 2:02.17

Lap	Time	S1	S2	S3	Lap	Time	S1	S2	S3
1	2:40.905		44.060	36.632	6	2:15.982	50.077	40.802	
2	2:09.107	50.095	42.632	36.380	7	6:37.722	5:03.016	59.506	35.200
3	2:15.476	50.214	40.647		8	2:05.499	50.922	40.030	34.547
4	5:07.647	3:49.253	43.127	35.267	9	2:18.062	49.224	49.421	39.417
5	2:02.177	48.399	39.621	34.157					