


MISANO GRAND PRIX TRUCK 2019

Misano World Circuit, length 4226 m

24 - 26 May 2019

Super Cup 2019



Lap Analysis Race 1,

-Reg.No.: RM/ 39 /2019

8 Ettore Carminati (ITA) (Honda Civic)

Theoretische Bestzeit: 2:03.234

Lap	D	Time	S1	S2	S3	Lap	D	Time	S1	S2	S3
1	1	3:27.479	1:00.170	1:21.154		6	1	2:07.485	34.281	47.207	
2	1	2:52.487	38.274	1:01.301		7	1	2:06.899	33.085	46.749	
3	1	2:07.127	34.338	47.532		8	1	2:04.128	32.387	46.777	
4	1	2:36.743	59.286	50.257		9	1	2:03.768	32.072	46.198	
5	1	2:09.793	33.891	48.026		10	1	2:05.522	32.253	47.163	

10 Fausto Flavi (ITA) (Seat Leon Cup)

Theoretische Bestzeit: 2:06.458

Lap	D	Time	S1	S2	S3	Lap	D	Time	S1	S2	S3
1	1	3:40.970	1:15.140	1:20.616		6	1	2:09.534	32.814	49.101	
2	1	2:45.271	40.432	58.274		7	1	2:07.948	32.718	48.005	
3	1	2:53.980	34.536	1:30.335		8	1	2:13.660	32.418	54.366	
4	1	2:12.000	33.301	48.822		9	1	2:06.738	32.625	47.164	
5	1	2:09.410	33.245	49.026		10	1	2:11.784	34.704	49.223	

14 Claudio Formenti (ITA) (Seat Leon Cup)

Theoretische Bestzeit: 2:04.048

Lap	D	Time	S1	S2	S3	Lap	D	Time	S1	S2	S3
1	1	3:30.435	1:02.336	1:21.533		6	1	2:06.928	32.115	47.503	
2	1	2:50.250	38.043	1:00.268		7	1	2:07.363	32.465	47.587	
3	1	2:07.780	33.990	48.006		8	1	2:07.054	32.271	46.449	
4	1	2:07.883	32.844	48.252		9	1	2:06.309	31.982	47.059	
5	1	2:07.105	32.147	47.857		10	1	2:05.879	32.355	46.282	

15 Giorgio Fantilli (ITA) Marco Maranelli (Seat Leon Cup)

Theoretische Bestzeit: 2:06.658

Lap	D	Time	S1	S2	S3	Lap	D	Time	S1	S2	S3
1	1	3:35.467	1:08.726	1:20.424		6	1	2:08.665	32.987	48.091	
2	1	2:46.930	37.389	59.597		7	1	2:08.549	33.521	48.007	
3	1	2:18.399	35.330	51.902		8	1	2:16.850	32.190	47.447	
4	1	2:11.237	34.813	48.363		9	1	2:10.037	32.576	49.827	
5	1	2:09.404	32.383	48.963		10	1	2:08.692	32.720	47.852	

16 Federico Scionti (ITA) (BMW M3 E46)

Theoretische Bestzeit: 1:57.699

Lap	D	Time	S1	S2	S3	Lap	D	Time	S1	S2	S3
1	1	3:30.991	1:03.016	1:21.354		6	1	1:59.223	30.208	45.130	
2	1	2:49.530	37.830	1:00.543		7	1	2:03.084	33.428	45.344	
3	1	2:00.379	31.940	45.606		8	1	1:58.765	30.386	45.755	
4	1	1:59.087	30.640	45.887		9	1	2:02.298	31.999	46.134	
5	1	1:58.092	30.321	45.410		10	1	2:04.990	31.711	48.346	

17 Alfredo Di Cosmo (ITA) Alessandro Revello (Seat Leon Cup)

Theoretische Bestzeit: 2:05.823

Lap	D	Time	S1	S2	S3	Lap	D	Time	S1	S2	S3
1	1	3:32.397	1:04.792	1:20.680		6	1	2:06.037	32.711	47.402	
2	1	2:48.350	37.172	1:00.576		7	1	2:07.561	32.825	48.655	
3	1	2:11.344	34.839	49.101		8	1	2:05.866	32.725	47.352	
4	1	2:08.776	33.411	48.371		9	1	2:14.290	32.802	55.728	
5	1	2:06.875	32.781	48.286		10	1	2:07.536	33.106	47.384	

18 Fiorello Lorenzo Fiore (ITA) (Seat Leon Cup)

Theoretische Bestzeit: 2:08.426

Lap	D	Time	S1	S2	S3	Lap	D	Time	S1	S2	S3
1	1	3:43.041	1:17.594	1:20.360		6	1	2:13.342	34.567	49.371	
2	1	2:45.303	41.317	57.728		7	1	2:09.289	34.526	47.648	
3	1	2:20.700	35.882	53.165		8	1	2:10.548	33.663	49.012	
4	1	2:19.098	35.965	51.020		9	1	2:22.931	33.898	1:00.598	
5	1	2:14.877	35.614	50.083		10	1	2:13.127	34.643	50.086	

20 Francesco Ant. Palmisano (ITA) (Seat Leon Cup)

Theoretische Bestzeit: 2:06.767

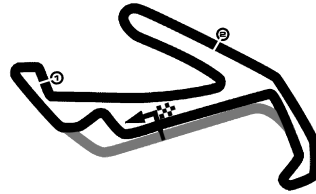
Lap	D	Time	S1	S2	S3	Lap	D	Time	S1	S2	S3
1	1	3:37.670	1:12.452	1:20.920		6	1	2:09.941	33.143	48.423	
2	1	2:45.377	40.124	56.643		7	1	2:07.695	33.519	48.086	
3	1	2:16.960	35.548	50.810		8	1	2:07.315	33.079	47.598	

MISANO GRAND PRIX TRUCK 2019

Misano World Circuit, length 4226 m

24 - 26 May 2019

Super Cup 2019



-Reg.No.: RM/ 39 /2019

Lap Analysis Race 1,


Lap	D	Time	S1	S2	S3	Lap	D	Time	S1	S2	S3
4	1	2:10.903	35.188	48.485		9	1	2:09.031	33.124	48.559	
5	1	2:08.897	33.080	48.314		10	1	2:11.322	33.957	49.189	

MISANO GRAND PRIX TRUCK 2019

Misano World Circuit, length 4226 m

24 - 26 May 2019

Super Cup 2019



Lap Analysis Race 1,

-Reg.No.: RM/ 39 /2019

23 Stefano Quercioli (ITA) (Seat Leon SC)

Theoretische Bestzeit: 2:10.021

Lap	D	Time	S1	S2	S3	Lap	D	Time	S1	S2	S3
1	1	3:36.131	1:09.837	1:20.018		6	1	2:17.710	35.837	49.414	
2	1	2:46.735	37.881	59.216		7	1	2:12.081	33.771	48.917	
3	1	2:17.016	36.171	49.322		8	1	2:11.021	32.888	48.882	
4	1	2:20.938	42.449	49.194		9	1	2:11.545	32.372	48.398	
5	1	2:12.217	33.171	49.178		10	1	2:17.224	35.225	51.697	

25 Fabrizio Diamanti (ITA) Filippo Braccioni (Seat Leon SC)

Theoretische Bestzeit: 2:19.158

Lap	D	Time	S1	S2	S3	Lap	D	Time	S1	S2	S3
1	1	3:44.696	1:19.304	1:19.501		6	1	2:19.591	36.366	51.132	
2	1	2:45.136	40.942	57.431		7	1	2:20.749	35.933	52.173	
3	1	2:31.016	39.822	55.785		8	1	2:21.009	37.268	51.247	
4	1	2:25.292	36.811	53.765		9	1	2:23.847	36.323	52.314	
5	1	2:28.199	36.683	52.544							

33 Andrea Bonifazi (ITA) (Renault Clio 1,6)

Theoretische Bestzeit: 2:09.274

Lap	D	Time	S1	S2	S3	Lap	D	Time	S1	S2	S3
1	1	3:51.272	1:24.365	1:19.642		6	1	2:11.711	33.572	49.273	
2	1	2:41.086	38.911	57.784		7	1	2:09.576	33.088	48.991	
3	1	2:18.070	35.875	51.433		8	1	2:10.722	33.657	49.626	
4	1	2:16.449	35.222	51.361		9	1	2:09.545	33.359	48.821	
5	1	2:10.531	33.176	49.494		10	1	2:10.485	33.297	49.485	

34 Luigi Gallo (ITA) Stefano Bosi (Mini Cooper S)

Theoretische Bestzeit: 2:08.572

Lap	D	Time	S1	S2	S3	Lap	D	Time	S1	S2	S3
1	1	3:42.384	1:16.265	1:20.632		6	1	2:09.746	32.837	49.342	
2	1	2:45.479	40.646	58.069		7	1	2:11.440	33.787	48.588	
3	1	2:14.787	34.229	51.230		8	1	2:09.308	33.326	48.293	
4	1	2:13.802	34.979	50.188		9	1	2:10.877	33.167	48.168	
5	1	2:10.015	33.171	49.230		10	1	2:10.233	33.075	48.385	

35 Eliseo Cruciani (ITA) Emiliano Pierantoni (Renault Clio 1,6)

Theoretische Bestzeit: 2:07.159

Lap	D	Time	S1	S2	S3	Lap	D	Time	S1	S2	S3
1	1	3:45.179	1:19.924	1:19.451		6	1	2:08.198	32.481	48.959	
2	1	2:45.665	41.208	57.603		7	1	2:08.236	32.731	49.007	
3	1	2:13.188	34.408	51.220		8	1	2:07.829	32.734	48.368	
4	1	2:11.585	33.976	50.324		9	1	2:08.009	32.433	48.352	
5	1	2:08.237	32.677	49.186		10	1	2:10.105	33.970	49.104	

36 Luca Rossetti (ITA) (Mini Cooper S)

Theoretische Bestzeit: 2:07.388

Lap	D	Time	S1	S2	S3	Lap	D	Time	S1	S2	S3
1	1	3:40.229	1:14.085	1:20.951		6	1	2:07.731	32.266	48.304	
2	1	2:44.715	40.145	58.283		7	1	2:07.672	32.439	48.270	
3	1	2:12.735	34.588	49.982		8	1	2:08.149	32.636	48.661	
4	1	2:09.357	33.068	49.143		9	1	2:08.938	32.535	48.830	
5	1	2:08.261	32.652	48.565		10	1	2:08.763	32.691	48.600	

37 Giuseppe Rizzo (ITA) Alberto Rizzo (Renault Clio Rs Cup)

Theoretische Bestzeit: 2:08.881

Lap	D	Time	S1	S2	S3	Lap	D	Time	S1	S2	S3
1	1	4:13.463	1:48.923	1:14.394		6	1	2:12.967	33.809	49.895	
2	1	2:33.705	38.038	57.584		7	1	2:11.342	34.137	49.836	
3	1	2:14.266	34.492	51.137		8	1	2:11.339	34.389	49.716	
4	1	2:12.449	33.574	50.738		9	1	2:09.120	32.481	49.955	
5	1	2:11.486	33.306	50.193		10	1	2:18.459	32.683	58.687	

38 Manuel Stefani (ITA) (Renault Clio 1,6)

Theoretische Bestzeit: 2:07.858

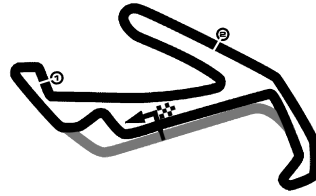
Lap	D	Time	S1	S2	S3	Lap	D	Time	S1	S2	S3
1	1	3:46.908	1:21.530	1:19.234		6	1	2:08.660	33.104	48.723	
2	1	2:44.559	40.704	57.291		7	1	2:08.890	32.931	48.869	
3	1	2:14.712	34.102	51.777		8	1	2:09.862	33.478	49.513	

MISANO GRAND PRIX TRUCK 2019

Misano World Circuit, length 4226 m

24 - 26 May 2019

Super Cup 2019



-Reg.No.: RM/ 39 /2019

Lap Analysis Race 1,


Lap	D	Time	S1	S2	S3	Lap	D	Time	S1	S2	S3
4	1	2:11.881	33.839	50.226		9	1	2:10.944	32.965	49.559	
5	1	2:09.965	33.230	48.573		10	1	2:09.272	32.452	49.037	

MISANO GRAND PRIX TRUCK 2019

Misano World Circuit, length 4226 m

24 - 26 May 2019

Super Cup 2019



Lap Analysis Race 1,

-Reg.No.: RM/ 39 /2019

42 Lorenzo Flavi (ITA) (Mini Cooper S)

Theoretische Bestzeit: 2:12.560

Lap	D	Time	S1	S2	S3	Lap	D	Time	S1	S2	S3
1	1	4:04.056	1:39.255	1:16.350		6	1	2:16.487	34.235	51.605	
2	1	2:37.212	40.558	54.803		7	1	2:13.485	33.767	50.007	
3	1	2:22.052	37.127	51.977		8	1	2:12.560	33.541	49.373	
4	1	2:18.775	34.964	51.718		9	1	2:14.286	33.981	49.632	
5	1	2:16.869	34.725	51.205							

47 Michele Febbraro (ITA) (Honda Civic 2.0)

Theoretische Bestzeit: 2:15.600

Lap	D	Time	S1	S2	S3	Lap	D	Time	S1	S2	S3
1	1	4:05.051	1:40.310	1:15.889		6	1	2:17.362	34.969	51.937	
2	1	2:37.279	40.293	55.864		7	1	2:15.768	34.417	51.704	
3	1	2:22.696	37.313	53.300		8	1	2:17.145	34.702	52.418	
4	1	2:19.353	34.877	52.596		9	1	2:16.669	34.373	51.580	
5	1	2:17.957	35.165	51.591							

48 Giuseppe Iorio (ITA) (Toyota Corolla)

Theoretische Bestzeit: 2:14.796

Lap	D	Time	S1	S2	S3	Lap	D	Time	S1	S2	S3
1	1	4:13.126	1:48.420	1:14.114		6	1	2:46.670	44.068	1:10.052	
2	1	2:33.819	37.969	57.600		7	1	2:17.256	35.286	52.132	
3	1	2:24.425	36.605	54.182		8	1	2:15.690	33.727	52.272	
4	1	2:20.101	36.248	53.498		9	1	2:14.884	33.815	51.926	
5	1	2:21.441	35.559	52.364							

50 Gian Franco Billo (ITA) (Peugeot 206 RC)

Theoretische Bestzeit: 2:13.291

Lap	D	Time	S1	S2	S3	Lap	D	Time	S1	S2	S3
1	1	4:03.385	1:36.869	1:17.637		6	1	2:14.628	33.739	50.894	
2	1	2:37.066	39.232	55.941		7	1	2:16.165	34.828	51.386	
3	1	2:18.828	36.105	51.310		8	1	2:15.685	33.999	52.220	
4	1	2:18.184	35.476	52.821		9	1	2:18.989	34.878	52.076	
5	1	2:14.025	34.473	50.533							

51 Davide Baffa Scinnelli (ITA) (Alfa Romeo 156)

Theoretische Bestzeit: 2:23.446

Lap	D	Time	S1	S2	S3	Lap	D	Time	S1	S2	S3
1	1	4:21.047	1:53.889	1:16.057		5	1	2:53.507	59.975	59.676	
2	1	2:41.183	41.805	1:03.363		6	1	2:26.413	36.762	56.537	
3	1	2:30.617	38.516	58.461		7	1	2:25.779	38.089	55.508	
4	1	3:21.949	35.756	56.019		8	1	2:24.324	35.887	55.857	

52 Fausto Amendolagine (ITA) (Peugeot 206 2.0)

Theoretische Bestzeit: 2:19.368

Lap	D	Time	S1	S2	S3	Lap	D	Time	S1	S2	S3
1	1	4:10.680	1:46.415	1:15.378		6	1	2:25.232	38.320	54.495	
2	1	2:44.431	38.742	1:09.871		7	1	2:19.785	35.680	52.826	
3	1	2:25.518	36.620	55.887		8	1	2:20.099	35.263	53.004	
4	1	2:25.282	36.753	55.668		9	1	2:30.226	38.066	57.102	
5	1	2:27.735	36.561	55.284							

84 Tonino Scocco (ITA) (Peugeot 106 1.3)

Theoretische Bestzeit: 2:23.851

Lap	D	Time	S1	S2	S3	Lap	D	Time	S1	S2	S3
1	1	4:17.741	1:51.650	1:15.968		6	1	2:28.116	38.005	56.928	
2	1	2:34.619	38.411	59.990		7	1	2:24.482	35.649	55.191	
3	1	2:26.676	36.925	56.488		8	1	2:24.597	36.048	55.365	
4	1	2:29.578	38.715	56.736		9	1	2:25.485	36.832	55.019	
5	1	2:26.333	36.209	56.310							

86 () Alessandro Malavolta (Peugeot 106)

Theoretische Bestzeit: 2:24.668

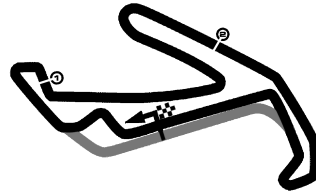
Lap	D	Time	S1	S2	S3	Lap	D	Time	S1	S2	S3
1	1	4:18.503	1:51.849	1:16.819		6	1	2:26.344	36.865	56.292	
2	1	2:34.735	39.151	59.779		7	1	2:25.779	36.472	55.626	
3	1	2:30.394	37.176	57.482		8	1	2:24.668	36.374	55.300	
4	1	2:27.906	37.105	56.516		9	1	2:27.187	37.195	55.841	

MISANO GRAND PRIX TRUCK 2019

Misano World Circuit, length 4226 m

24 - 26 May 2019

Super Cup 2019



-Reg.No.: RM/ 39 /2019


Lap	D	Time	S1	S2	S3	Lap	D	Time	S1	S2	S3
5	1	2:26.280	36.844	56.168							

MISANO GRAND PRIX TRUCK 2019

Misano World Circuit, length 4226 m

24 - 26 May 2019

Super Cup 2019



Lap Analysis Race 1,

-Reg.No.: RM/ 39 /2019

87 Luca Re (ITA) Matteo Sbei (Peugeot 106)

Theoretische Bestzeit: 2:32.953

Lap	D	Time	S1	S2	S3	Lap	D	Time	S1	S2	S3
1	1	4:21.369	1:54.130	1:16.925		5	1	2:42.319	41.069	1:01.102	
2	1	2:40.459	40.721	1:03.002		6	1	2:38.598	40.729	59.483	
3	1	2:33.173	38.286	59.271		7	1	2:37.040	39.833	59.051	
4	1	2:35.505	38.692	59.323		8	1	2:44.002	38.614	1:00.143	

95 Dominicis Marco De (ITA) (Renault Clio Rs Cup)

Theoretische Bestzeit: 2:11.510

Lap	D	Time	S1	S2	S3	Lap	D	Time	S1	S2	S3
1	1	3:58.981	1:32.203	1:18.020		6	1	2:13.887	34.866	50.535	
2	1	2:38.149	38.164	56.285		7	1	2:12.311	34.198	49.929	
3	1	2:18.208	35.897	52.021		8	1	2:12.841	34.709	49.476	
4	1	2:14.822	34.164	50.486		9	1	2:14.170	34.001	51.518	
5	1	2:14.820	35.038	50.863		10	1	2:14.988	33.850	51.902	

96 Mario Beltrami (ITA) (Renault Clio Rs Cup)

Theoretische Bestzeit: 2:08.781

Lap	D	Time	S1	S2	S3	Lap	D	Time	S1	S2	S3
1	1	3:57.349	1:30.165	1:18.847		6	1	2:11.989	33.846	49.668	
2	1	2:38.076	37.522	56.532		7	1	2:12.361	34.754	49.214	
3	1	2:18.721	37.242	51.911		8	1	2:10.953	33.735	49.296	
4	1	2:15.710	34.653	50.702		9	1	2:09.210	32.537	49.643	
5	1	2:14.616	35.011	50.625		10	1	2:10.336	32.794	50.196	

97 Paolo Tartabini (ITA) (Renault Clio Rs Cup)

Theoretische Bestzeit: 2:14.122

Lap	D	Time	S1	S2	S3	Lap	D	Time	S1	S2	S3
1	1	4:01.905	1:35.153	1:17.209		6	1	2:14.967	34.143	51.425	
2	1	2:37.807	39.471	56.201		7	1	2:15.649	33.962	51.509	
3	1	2:26.123	37.501	54.828		8	1	2:18.249	36.016	52.988	
4	1	2:22.184	35.381	52.514		9	1	2:14.698	33.909	50.968	
5	1	2:18.523	35.198	52.865							

98 Massimo Massaro (ITA) (Renault Clio Rs Cup)

Theoretische Bestzeit: 2:12.695

Lap	D	Time	S1	S2	S3	Lap	D	Time	S1	S2	S3
1	1	4:08.055	1:44.791	1:15.793		6	1	2:14.770	33.652	51.521	
2	1	2:37.693	40.501	56.674		7	1	2:14.355	33.688	50.985	
3	1	2:24.298	35.497	54.552		8	1	2:13.449	33.831	50.869	
4	1	2:17.183	34.254	51.564		9	1	2:14.158	33.077	50.988	
5	1	2:14.532	33.991	50.947							

99 Walter Lilli (ITA) (Renault Clio Rs Cup)

Theoretische Bestzeit: 2:11.044

Lap	D	Time	S1	S2	S3	Lap	D	Time	S1	S2	S3
1	1	3:52.892	1:28.081	1:18.126		6	1	2:13.674	33.700	51.610	
2	1	2:40.748	38.632	57.914		7	1	2:11.545	33.701	50.088	
3	1	2:18.635	36.493	52.063		8	1	2:15.186	35.422	50.837	
4	1	2:17.140	35.157	51.369		9	1	2:13.665	34.530	50.641	
5	1	2:14.848	34.736	50.719		10	1	2:12.168	34.824	49.693	

101 Onofrio Mariella (ITA) (Renault Clio Rs Cup)

Theoretische Bestzeit: 2:12.454

Lap	D	Time	S1	S2	S3	Lap	D	Time	S1	S2	S3
1	1	4:05.868	1:42.175	1:16.682		6	1	2:13.611	33.318	50.387	
2	1	2:38.158	40.146	56.327		7	1	2:12.746	32.710	50.289	
3	1	2:25.871	36.582	54.537		8	1	2:15.169	34.567	50.541	
4	1	2:20.289	37.205	51.898		9	1	2:13.392	32.418	50.750	
5	1	2:19.471	34.568	52.294							

102 Andrea Dalla Bona (ITA) (Renault Clio Rs Cup)

Theoretische Bestzeit: 2:12.440

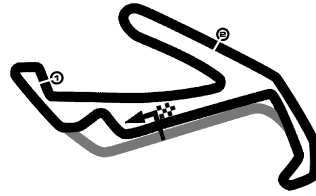
Lap	D	Time	S1	S2	S3	Lap	D	Time	S1	S2	S3
1	1	3:58.280	1:31.409	1:18.329		6	1	2:12.944	33.719	50.412	
2	1	2:37.751	38.093	56.574		7	1	2:13.422	34.388	50.363	
3	1	2:16.285	35.925	50.683		8	1	2:14.727	35.173	50.417	
4	1	2:16.534	34.571	50.851		9	1	2:14.110	35.193	50.318	

MISANO GRAND PRIX TRUCK 2019

Misano World Circuit, length 4226 m

24 - 26 May 2019

Super Cup 2019



Lap Analysis Race 1,

-Reg.No.: RM/ 39 /2019


Lap	D	Time	S1	S2	S3	Lap	D	Time	S1	S2	S3
5	1	2:13.427	34.118	50.122		10	1	2:14.363	34.798	50.330	

MISANO GRAND PRIX TRUCK 2019

Misano World Circuit, length 4226 m

24 - 26 May 2019

Super Cup 2019



Lap Analysis Race 1,

-Reg.No.: RM/ 39 /2019

104 Andrea Picchetta (ITA) Fabrizio Paolo Tablò (Renault Clio Rs Cup) Theoretische Bestzeit: 2:11.966

Lap	D	Time	S1	S2	S3	Lap	D	Time	S1	S2	S3
1	1	4:06.595	1:43.915	1:15.484		6	1	2:12.987	34.490	50.434	
2	1	2:38.446	41.080	56.506		7	1	2:13.304	34.026	51.056	
3	1	2:25.391	37.555	53.943		8	1	2:12.032	33.582	50.500	
4	1	2:18.715	35.743	52.033		9	1	2:15.879	34.072	51.437	
5	1	2:18.376	35.070	52.638							

107 Massimo Billo (ITA) (Renault Clio Rs Cup) Theoretische Bestzeit: 2:10.227

Lap	D	Time	S1	S2	S3	Lap	D	Time	S1	S2	S3
1	1	3:46.156	1:20.813	1:19.440		6	1	2:13.868	35.105	50.374	
2	1	2:45.107	40.738	57.471		7	1	2:12.530	33.784	50.850	
3	1	2:22.638	35.658	51.341		8	1	2:12.886	34.475	49.739	
4	1	2:15.818	33.895	51.544		9	1	2:11.666	34.343	49.871	
5	1	2:14.683	34.764	50.736		10	1	2:11.904	33.036	50.577	

118 Massimo Pigoli (ITA) (Mitjet) Theoretische Bestzeit: 2:07.754

Lap	D	Time	S1	S2	S3	Lap	D	Time	S1	S2	S3
1	1	3:26.497	58.632	1:21.540		3	1	2:07.754	33.674	47.906	
2	1	2:52.726	37.146	1:02.728							

119 Alberto De Ambroggi (ITA) (Mitjet) Theoretische Bestzeit: 2:09.457

Lap	D	Time	S1	S2	S3	Lap	D	Time	S1	S2	S3
1	1	3:29.443	1:01.348	1:21.216		6	1	2:18.200	35.687	52.239	
2	1	2:51.153	38.242	1:00.453		7	1	2:11.841	34.078	49.343	
3	1	2:15.745	36.390	51.195		8	1	2:10.721	33.847	49.303	
4	1	2:11.631	34.209	50.794		9	1	2:10.553	33.729	49.100	
5	1	2:26.585	34.418	1:04.767		10	1	2:11.156	34.108	49.536	

121 Massimo Orlandini (ITA) Armando De Vuono (BMW M3) Theoretische Bestzeit: 2:18.650

Lap	D	Time	S1	S2	S3	Lap	D	Time	S1	S2	S3
1	1	3:59.937	1:33.336	1:17.613		3	1	2:21.409	35.968	52.535	
2	1	2:37.711	38.302	55.960		4	1	2:18.650	35.575	52.248	

127 Duilio Frosinini (ITA) (BMW 318) Theoretische Bestzeit: 2:16.656

Lap	D	Time	S1	S2	S3	Lap	D	Time	S1	S2	S3
1	1	4:16.450	1:50.203	1:16.002		6	1	2:17.180	34.560	52.384	
2	1	2:31.693	36.716	58.118		7	1	2:18.917	34.036	54.636	
3	1	2:23.568	36.135	53.862		8	1	2:37.717	52.608	54.587	
4	1	2:20.652	36.275	53.698		9	1	2:18.527	35.520	52.585	
5	1	2:19.926	35.450	52.531							

136 Arturo Pucciarelli (ITA) (Alfa Romeo 156 2,0) Theoretische Bestzeit: 2:07.098

Lap	D	Time	S1	S2	S3	Lap	D	Time	S1	S2	S3
1	1	3:39.108	1:12.841	1:20.113		6	1	2:11.390	34.364	49.462	
2	1	2:45.315	39.588	57.363		7	1	2:11.396	34.116	49.907	
3	1	2:18.697	35.932	54.341		8	1	2:07.098	32.442	48.634	
4	1	2:14.723	36.439	50.200		9	1	2:09.304	33.061	48.648	
5	1	2:10.274	34.144	49.062		10	1	2:09.796	33.043	48.687	

137 Andrea Spalletti (ITA) Maurizio Mazza (Alfa Romeo 147 2.0) Theoretische Bestzeit: 2:10.458

Lap	D	Time	S1	S2	S3	Lap	D	Time	S1	S2	S3
1	1	3:51.942	1:25.436	1:18.974		4	1	2:12.149	33.504	50.629	
2	1	2:41.592	38.668	57.888		5	1	2:13.147	32.762	51.143	
3	1	10:01.601	8:18.842	51.863		6	1	2:40.329	32.679	49.763	

138 Gutsul Kostyantyn (UKR) (Honda S.2000) Theoretische Bestzeit: 2:13.356

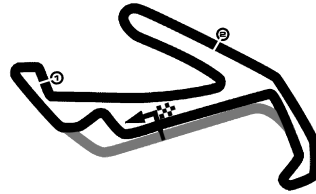
Lap	D	Time	S1	S2	S3	Lap	D	Time	S1	S2	S3
1	1	4:02.657	1:36.039	1:17.185		3	1	2:17.568	35.329	50.809	
2	1	2:37.310	39.459	55.677		4	1	2:13.356	34.303	49.385	

MISANO GRAND PRIX TRUCK 2019

Misano World Circuit, length 4226 m

24 - 26 May 2019

Super Cup 2019



Lap Analysis Race 1,

-Reg.No.: RM/ 39 /2019

142 Sergio Borsini (ITA) (Alfa Romeo 147)

Theoretische Bestzeit: 2:11.539

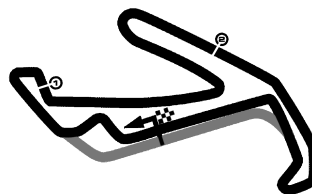
Lap	D	Time	S1	S2	S3	Lap	D	Time	S1	S2	S3
1	1	3:55.352	1:29.146	1:18.700		6	1	2:13.080	33.713	50.357	
2	1	2:38.968	38.365	56.626		7	1	2:11.871	33.353	49.675	
3	1	2:22.090	37.144	54.090		8	1	2:12.268	33.831	49.735	
4	1	2:15.441	34.470	50.260		9	1	2:12.635	34.416	49.484	
5	1	2:16.226	34.669	51.723		10	1	2:19.718	34.707	56.241	

MISANO GRAND PRIX TRUCK 2019

Misano World Circuit, length 4226 m

24 - 26 May 2019

Super Cup 2019



Lap Analysis Race 1,

-Reg.No.: RM/ 39 /2019

148 Francesco Malvestiti (ITA) (Mitjet)

Theoretische Bestzeit: 2:10.012

Lap	D	Time	S1	S2	S3	Lap	D	Time	S1	S2	S3
1	1	3:33.305	1:07.099	1:19.596		6	1	2:11.525	34.415	49.591	
2	1	2:48.372	38.390	59.350		7	1	2:11.985	34.037	49.633	
3	1	2:19.927	37.437	52.877		8	1	2:10.865	33.628	50.233	
4	1	2:13.323	35.551	50.471		9	1	2:10.501	33.897	49.811	
5	1	2:12.692	34.237	50.102		10	1	2:10.860	33.939	49.667	

149 Andrea Mainetti (ITA) (Mitjet)

Theoretische Bestzeit: 2:22.286

Lap	D	Time	S1	S2	S3	Lap	D	Time	S1	S2	S3
1	1	3:49.325	1:23.440	1:18.161		6	1	2:26.343	38.910	53.410	
2	1	2:42.844	40.205	57.010		7	1	2:22.695	36.328	53.226	
3	1	2:37.162	47.231	55.430		8	1	2:25.537	37.129	55.590	
4	1	2:28.726	39.588	54.944		9	1	2:24.094	36.380	54.816	
5	1	2:37.370	36.242	1:03.527							

190 Mauri Cesari (ITA) (Blackm)

Theoretische Bestzeit: 2:05.936

Lap	D	Time	S1	S2	S3	Lap	D	Time	S1	S2	S3
1	1	3:34.543	1:08.026	1:19.684		6	1	2:06.818	32.473	47.141	
2	1	2:47.089	37.746	59.443		7	1	2:07.983	33.360	47.383	
3	1	2:11.237	35.782	47.822		8	1	2:06.766	32.498	46.841	
4	1	2:10.709	34.364	48.532		9	1	2:08.674	33.359	47.903	
5	1	2:07.143	32.625	47.490		10	1	2:08.556	33.158	46.435	

609 Matteo Leone (ITA) (Alfa Romeo Giulietta)

Theoretische Bestzeit: 2:06.893

Lap	D	Time	S1	S2	S3	Lap	D	Time	S1	S2	S3
1	1	3:41.880	1:15.770	1:20.459		6	1	2:07.282	32.691	48.437	
2	1	2:45.213	40.199	58.508		7	1	2:09.478	32.851	50.283	
3	1	2:12.290	33.594	50.849		8	1	2:07.435	33.041	48.486	
4	1	2:09.315	32.697	50.001		9	1	2:08.961	33.046	49.160	
5	1	2:07.935	33.280	48.890		10	1	2:10.274	33.062	49.262	