

MISANO GRAND PRIX TRUCK 2019

Misano World Circuit, length 4226 m

24 - 26 May 2019

FIA European Truck Racing Championship

Lap Analysis Race 2,

FIA-Visa.No.: 1ETRC-ITA 03.05.2019

1 Jochen HAHN , IVECO / DEU

Theoretische Bestzeit: 2:05.20

Lap	Time	S1	S2	S3	Lap	Time	S1	S2	S3
1	2:14.497	40.333	50.415		7	2:12.383	33.327	48.866	
2	2:05.916	33.126	49.568		8	2:06.060	33.272	49.323	
3	2:06.566	33.224	48.892		9	2:05.842	33.368	48.997	
4	2:05.853	33.338	49.147		10	2:06.630	33.587	49.826	
5	2:07.793	33.302	49.884		11	2:06.584	33.420	49.436	
6	2:06.860	33.963	49.220		12	2:06.500	33.910	48.953	

5 Norbert KISS , MERCEDES BENZ / HUN

Theoretische Bestzeit: 2:05.22

Lap	Time	S1	S2	S3	Lap	Time	S1	S2	S3
1	2:13.308	39.659	50.031		7	2:06.371	33.157	49.746	
2	2:05.227	32.897	49.352		8	2:06.458	33.327	49.928	
3	2:06.103	33.404	49.608		9	2:08.962	33.347	51.304	
4	2:06.615	33.408	49.548		10	2:07.061	33.591	49.915	
5	2:06.819	33.291	50.311		11	2:07.413	33.601	50.052	
6	2:06.805	33.272	50.041		12	2:06.577	33.464	49.660	

6 Anthony JANIEC , MAN / FRA

Theoretische Bestzeit: 2:05.97

Lap	Time	S1	S2	S3	Lap	Time	S1	S2	S3
1	2:17.030	43.033	49.673		7	2:14.351	33.375	49.841	
2	2:06.271	33.344	49.660		8	2:16.953	43.620	49.520	
3	2:06.910	33.419	49.364		9	2:06.742	33.354	49.529	
4	2:07.089	33.400	49.826		10	2:07.645	33.967	49.773	
5	2:06.827	33.719	49.471		11	2:07.986	33.885	50.050	
6	2:06.682	33.365	49.588		12	2:07.914	33.798	49.970	

7 Jamie ANDERSON , MAN / GBR

Theoretische Bestzeit: 2:06.82

Lap	Time	S1	S2	S3	Lap	Time	S1	S2	S3
1	2:21.936	49.058	49.494		3	2:08.397	34.512	49.780	
2	2:11.305	34.240	52.907		4	3:41.945	33.943	49.499	

11 Andre KURSIM , IVECO / DEU

Theoretische Bestzeit: 2:05.83

Lap	Time	S1	S2	S3	Lap	Time	S1	S2	S3
1	2:15.860	41.805	49.975		7	2:07.728	33.824	50.116	
2	2:06.122	33.450	49.457		8	2:07.026	33.486	49.984	
3	2:06.118	33.584	49.275		9	2:07.395	33.696	49.845	
4	2:06.188	33.341	49.411		10	2:08.026	34.075	50.535	
5	2:06.779	33.477	49.630		11	2:07.224	33.735	49.906	
6	2:08.206	34.605	49.761		12	2:07.419	33.757	49.951	

14 José Fernando de Ara J.RODRIGUES , MAN / PRT


Theoretische Bestzeit: 2:07.15

Lap	Time	S1	S2	S3	Lap	Time	S1	S2	S3
1	2:17.522	42.205	51.295		7	2:08.452	33.989	49.920	
2	2:07.607	33.458	50.201		8	2:08.670	33.944	50.174	
3	2:07.924	33.759	50.301		9	2:18.732	33.834	50.336	
4	2:07.545	33.665	49.835		10	2:22.433	47.268	50.429	
5	2:07.894	33.488	50.182		11	2:08.159	33.933	49.876	
6	2:08.398	33.780	50.051		12	2:10.089	34.506	50.519	

19 Dominique ORSINI , MERCEDES BENZ / FRA

Theoretische Bestzeit: 2:10.61

Lap	Time	S1	S2	S3	Lap	Time	S1	S2	S3
1	2:20.190	43.842	51.223		7	2:22.486	44.284	52.466	
2	2:12.380	34.926	52.275		8	2:12.701	34.696	52.087	
3	2:11.143	34.280	51.670		9	2:13.450	34.887	52.303	
4	2:11.756	34.339	52.193		10	2:14.505	35.048	53.498	
5	2:11.357	34.270	51.776		11	2:13.859	34.977	52.705	
6	2:21.607	35.048	52.334		12	2:16.425	35.033	54.512	



MISANO GRAND PRIX TRUCK 2019

Misano World Circuit, length 4226 m

24 - 26 May 2019

FIA European Truck Racing Championship


Lap Analysis Race 2,

FIA-Visa.No.: 1ETRC-ITA 03.05.2019

21 Thomas ROBINEAU , MAN / FRA

Theoretische Bestzeit: 2:06.48

Lap	Time	S1	S2	S3	Lap	Time	S1	S2	S3
1	2:15.450	41.029	50.587		5	2:07.646	33.672	49.909	
2	2:07.134	33.425	50.339		6	2:07.019	33.442	49.770	
3	2:07.054	33.635	49.686		7	2:07.883	33.590	50.341	
4	2:07.267	33.560	50.063						



MISANO GRAND PRIX TRUCK 2019

Misano World Circuit, length 4226 m

24 - 26 May 2019

FIA European Truck Racing Championship

Lap Analysis Race 2,

FIA-Visa.No.: 1ETRC-ITA 03.05.2019

22 Oliver JANES , FREIGHTLINER / GBR

Theoretische Bestzeit: 2:07.38

Lap	Time	S1	S2	S3	Lap	Time	S1	S2	S3
1	2:16.260	42.236	49.998		7	2:09.661	34.839	50.506	
2	2:08.358	33.706	50.713		8	2:09.185	33.883	50.383	
3	2:07.754	33.634	50.351		9	2:09.544	34.321	50.569	
4	2:07.608	33.654	50.045		10	2:09.090	34.322	50.266	
5	2:07.905	33.696	50.009		11	2:08.599	33.753	50.635	
6	2:08.506	33.723	50.053		12	2:08.646	34.005	49.982	

23 Antonio ALBACETE , MAN / ESP

Theoretische Bestzeit: 2:05.28

Lap	Time	S1	S2	S3	Lap	Time	S1	S2	S3
1	2:13.522	40.262	49.826		7	2:06.004	33.380	49.479	
2	2:05.599	33.404	49.009		8	2:06.192	33.776	49.218	
3	2:06.045	33.394	49.471		9	2:05.586	33.214	49.261	
4	2:06.435	33.410	49.388		10	2:05.824	33.345	49.206	
5	2:06.691	33.659	49.800		11	2:06.092	33.521	49.113	
6	2:05.747	33.426	49.263		12	2:06.932	33.890	49.574	

24 Fabio CITIGNOLA , MERCEDES BENZ / DEU

Theoretische Bestzeit: 2:08.40

Lap	Time	S1	S2	S3	Lap	Time	S1	S2	S3
1	2:20.380	44.157	51.247		7	2:10.035	34.083	50.960	
2	2:11.223	35.317	51.607		8	2:09.707	34.192	50.689	
3	2:17.161	33.758	50.945		9	2:09.621	33.777	51.192	
4	2:18.616	43.565	50.384		10	2:10.621	34.177	50.973	
5	2:12.938	33.720	50.453		11	2:10.544	34.459	51.289	
6	2:09.890	34.230	50.820		12	2:09.217	34.114	50.438	

30 Sascha LENZ , MAN / DEU

Theoretische Bestzeit: 2:05.11

Lap	Time	S1	S2	S3	Lap	Time	S1	S2	S3
1	2:12.693	39.725	49.240		7	2:07.292	34.113	49.570	
2	2:05.283	32.916	48.971		8	2:07.560	34.368	49.659	
3	2:06.199	33.636	49.335		9	2:08.794	33.953	50.572	
4	2:06.649	33.490	49.621		10	2:15.012	33.452	49.294	
5	2:05.725	33.360	49.085		11	2:18.560	45.457	49.661	
6	2:05.901	33.371	49.297		12	2:07.976	33.705	50.692	

38 José Eduardo Teixeir J.E.RODRIGUES , MAN / PRT

Theoretische Bestzeit: 2:08.58

Lap	Time	S1	S2	S3	Lap	Time	S1	S2	S3
1	2:21.064	44.695	51.303		7	2:09.118	34.204	50.333	
2	2:11.738	35.604	51.130		8	2:09.236	34.145	50.553	
3	2:11.171	35.366	50.681		9	2:09.033	34.281	50.395	
4	2:10.033	34.603	50.782		10	2:08.954	34.249	50.272	
5	2:09.368	34.523	50.252		11	2:09.044	34.176	50.344	
6	2:09.499	34.206	50.599		12	2:09.273	33.977	50.506	

44 Stephanie HALM , IVECO / DEU


Theoretische Bestzeit: 2:04.94

Lap	Time	S1	S2	S3	Lap	Time	S1	S2	S3
1	2:10.359	38.400	48.894		7	2:06.768	33.738	49.479	
2	2:04.985	32.984	48.903		8	2:06.192	33.747	49.227	
3	2:05.395	33.076	49.060		9	2:06.525	33.592	49.309	
4	2:06.079	33.435	49.102		10	2:06.999	33.976	49.527	
5	2:05.958	33.380	49.207		11	2:07.174	34.084	49.474	
6	2:06.773	33.931	49.322		12	2:08.568	34.041	50.387	

55 Adam LACKO , FREIGHTLINER / CZE

Theoretische Bestzeit: 2:05.05

Lap	Time	S1	S2	S3	Lap	Time	S1	S2	S3
1	2:14.078	40.517	49.919		7	2:05.396	33.226	49.050	
2	2:05.546	33.285	49.244		8	2:05.510	33.073	49.251	
3	2:06.635	33.229	49.387		9	2:06.159	33.102	49.907	
4	2:05.902	32.989	49.363		10	2:05.555	33.216	49.050	
5	2:08.843	33.450	50.226		11	2:06.052	33.266	49.238	



MISANO GRAND PRIX TRUCK 2019

Misano World Circuit, length 4226 m


24 - 26 May 2019

FIA European Truck Racing Championship

Lap Analysis Race 2,

FIA-Visa.No.: 1ETRC-ITA 03.05.2019

Lap	Time	S1	S2	S3	Lap	Time	S1	S2	S3
6	2:06.868	34.228	49.207		12	2:06.467	33.372	49.542	



MISANO GRAND PRIX TRUCK 2019

Misano World Circuit, length 4226 m

24 - 26 May 2019

FIA European Truck Racing Championship

Lap Analysis Race 2,

FIA-Visa.No.: 1ETRC-ITA 03.05.2019

64 Luis RECUENCO , MAN / ESP

Theoretische Bestzeit: 2:05.42

Lap	Time	S1	S2	S3	Lap	Time	S1	S2	S3
1	2:11.354	38.919	49.138		7	2:06.808	33.759	49.557	
2	2:05.879	33.417	49.413		8	2:07.686	33.668	49.960	
3	2:06.053	33.709	48.963		9	2:06.892	33.767	49.723	
4	2:07.155	33.966	49.730		10	2:06.968	33.741	49.421	
5	2:09.489	34.205	51.109		11	2:07.668	33.971	49.567	
6	2:08.894	33.912	49.735		12	2:08.175	34.843	49.690	

77 Rene REINERT , IVECO / DEU

Theoretische Bestzeit: 2:04.84

Lap	Time	S1	S2	S3	Lap	Time	S1	S2	S3
1	2:09.793	37.595	48.999		7	2:06.815	33.719	49.643	
2	2:04.848	32.772	48.981		8	2:06.046	33.300	49.320	
3	2:05.745	33.139	49.367		9	2:06.621	33.456	49.548	
4	2:06.163	33.430	49.113		10	2:06.983	33.602	49.831	
5	2:05.895	33.188	49.366		11	2:06.899	33.462	49.755	
6	2:06.707	33.864	49.437		12	2:06.875	33.464	49.701	