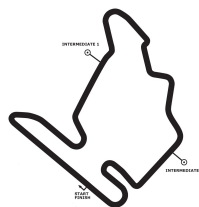


# TRUCK RACE OF HUNGARY

Hungaroring, length 4381 m

21 - 23 June 2019

Swift Cup Europe



## Lap Analysis Race 2,

### 106 Andreas Höfler (AUT) (Suzuki Swift 1.4 Turbo) Theoretische Bestzeit: 2:13.495

Lap	D	Time	S1	S2	S3	Lap	D	Time	S1	S2	S3
1	1	2:32.630	1:00.978	51.138	40.514	7	1	2:14.455	48.679	<b>48.239</b>	37.537
2	1	3:14.972	1:06.992	1:14.929	53.051	8	1	2:14.129	48.343	48.433	37.353
3	1	3:42.430	1:15.472	1:25.498	1:01.460	9	1	<b>2:13.732</b>	<b>48.011</b>	48.476	<b>37.245</b>
4	1	11:47.547	1:21.101	1:34.455	8:51.991	10	1	2:15.130	48.292	48.778	38.060
5	1	2:58.365	1:08.094	1:07.699	42.572	11	1	2:16.558	49.239	49.111	38.208
6	1	2:17.775	48.784	50.837	38.154						

### 110 Erich Weghofer (AUT) (Suzuki Swift 1.4 Turbo) Theoretische Bestzeit: 2:16.199

Lap	D	Time	S1	S2	S3	Lap	D	Time	S1	S2	S3
1	1	2:24.285	55.850	<b>49.515</b>	<b>38.920</b>	4	1	11:40.261	1:18.944	1:31.269	8:50.048
2	1	3:15.025	1:07.957	1:12.554	54.514	5	1	<b>3:10.003</b>	1:14.727	1:09.523	45.753
3	1	3:40.429	1:14.014	1:24.827	1:01.588	6	1	2:23.281	<b>47.764</b>	50.540	

### 111 Niki Pertich (AUT) (Suzuki Swift 1.6) Theoretische Bestzeit: 2:18.102

Lap	D	Time	S1	S2	S3	Lap	D	Time	S1	S2	S3
1	1	2:39.113	1:01.516	51.803	45.794	7	1	2:18.900	50.992	<b>49.486</b>	38.422
2	1	3:09.947	1:04.526	1:18.919	46.502	8	1	2:19.042	50.792	49.811	38.439
3	1	3:42.249	1:15.302	1:25.450	1:01.497	9	1	2:18.872	50.632	49.885	<b>38.355</b>
4	1	11:47.131	1:21.443	1:34.580	8:51.108	10	1	2:19.299	50.586	49.720	38.993
5	1	2:58.179	1:08.031	1:07.403	42.745	11	1	2:21.251	51.031	50.813	39.407
6	1	<b>2:18.822</b>	<b>50.261</b>	49.948	38.613						

### 112 Fabio Becvar (AUT) (Suzuki Swift 1.4 Turbo) Theoretische Bestzeit: 2:12.091

Lap	D	Time	S1	S2	S3	Lap	D	Time	S1	S2	S3
1	1	2:21.873	53.411	50.252	38.210	7	1	2:12.694	47.775	48.107	<b>36.812</b>
2	1	3:14.524	1:07.677	1:13.013	53.834	8	1	<b>2:12.579</b>	47.671	<b>47.994</b>	36.914
3	1	3:39.773	1:13.107	1:26.047	1:00.619	9	1	2:12.604	47.696	48.087	36.821
4	1	11:37.119	1:19.817	1:30.108	8:47.194	10	1	2:14.180	47.956	48.639	37.585
5	1	3:14.915	1:17.521	1:11.220	46.174	11	1	2:15.652	48.633	48.641	38.378
6	1	2:12.742	<b>47.285</b>	48.483	36.974						

### 114 Dominik Haselsteiner (AUT) (Suzuki Swift 1.4 Turbo) Theoretische Bestzeit: 2:14.319

Lap	D	Time	S1	S2	S3	Lap	D	Time	S1	S2	S3
1	1	2:22.566	54.901	49.292	<b>38.373</b>	4	1	11:37.925	1:19.472	1:30.404	8:48.049
2	1	3:14.615	1:07.809	1:12.910	53.896	5	1	<b>3:13.635</b>	1:16.596	1:10.775	46.264
3	1	3:39.936	1:13.288	1:25.663	1:00.985	6	1	2:22.805	<b>47.712</b>	<b>48.234</b>	

### 116 Peter Eibisberger (AUT) (Suzuki Swift 1.4 Turbo) Theoretische Bestzeit: 2:11.654

Lap	D	Time	S1	S2	S3	Lap	D	Time	S1	S2	S3
1	1	2:24.917	53.719	52.052	39.146	7	1	2:13.861	47.813	48.281	37.767
2	1	3:15.213	1:08.034	1:12.456	54.723	8	1	2:12.492	47.582	48.125	<b>36.785</b>
3	1	3:40.381	1:13.862	1:25.137	1:01.382	9	1	<b>2:12.482</b>	47.711	<b>47.928</b>	36.843
4	1	11:40.730	1:19.142	1:31.699	8:49.889	10	1	2:13.293	47.731	48.090	37.472
5	1	3:09.099	1:14.214	1:09.539	45.346	11	1	2:14.680	47.959	48.444	38.277
6	1	2:13.069	<b>46.941</b>	48.317	37.811						

### 117 Günther Wiesmeier (AUT) (Suzuki Swift 1.4 Turbo) Theoretische Bestzeit: 2:12.596

Lap	D	Time	S1	S2	S3	Lap	D	Time	S1	S2	S3
1	1	2:30.709	59.834	50.675	40.200	7	1	2:13.116	47.786	<b>48.254</b>	37.076
2	1	3:15.185	1:07.219	1:14.463	53.503	8	1	2:13.181	<b>47.434</b>	48.839	<b>36.908</b>
3	1	3:42.094	1:15.293	1:25.204	1:01.597	9	1	<b>2:13.037</b>	47.701	48.428	36.908
4	1	11:46.259	1:20.562	1:33.837	8:51.860	10	1	2:13.379	47.695	48.444	37.240
5	1	3:01.066	1:09.891	1:07.900	43.275	11	1	2:15.020	48.020	48.791	38.209
6	1	2:17.504	48.968	50.353	38.183						

### 121 Johannes Maderthaner (AUT) (Suzuki Swift 1.6) Theoretische Bestzeit: 2:23.916

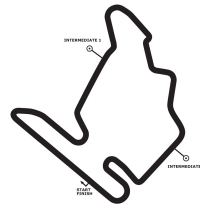
Lap	D	Time	S1	S2	S3	Lap	D	Time	S1	S2	S3
1	1	2:41.981	1:03.655	53.058	45.268	7	1	<b>2:24.113</b>	<b>51.637</b>	53.000	39.476
2	1	3:12.351	1:04.066	1:21.517	46.768	8	1	2:27.166	51.887	55.420	39.859

# TRUCK RACE OF HUNGARY

Hungaroring, length 4381 m

21 - 23 June 2019

Swift Cup Europe



## Lap Analysis Race 2,

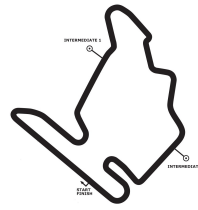
Lap	D	Time	S1	S2	S3	Lap	D	Time	S1	S2	S3
3	1	3:39.778	1:12.591	1:25.452	1:01.735	9	1	2:24.735	52.456	<b>52.941</b>	<b>39.338</b>
4	1	11:48.676	1:22.290	1:34.375	8:52.011	10	1	2:27.847	52.382	54.751	40.714
5	1	2:56.577	1:06.547	1:07.031	42.999	11	1	2:31.311	54.046	55.951	41.314
6	1	2:24.490	51.679	53.069	39.742						

# TRUCK RACE OF HUNGARY

Hungaroring, length 4381 m

21 - 23 June 2019

Swift Cup Europe



## Lap Analysis Race 2,

### 126 Max Wimmer (AUT) (Suzuki Swift 1.4 Turbo)

Theoretische Bestzeit: 2:11.574

Lap	D	Time	S1	S2	S3	Lap	D	Time	S1	S2	S3
1	1	2:23.429	54.889	49.408	39.132	7	1	<b>2:11.888</b>	<b>47.230</b>	47.782	36.876
2	1	3:14.384	1:07.369	1:12.917	54.098	8	1	2:12.499	47.406	48.200	36.893
3	1	3:39.876	1:13.710	1:25.450	1:00.716	9	1	2:12.108	47.764	<b>47.620</b>	<b>36.724</b>
4	1	11:39.088	1:19.769	1:30.650	8:48.669	10	1	2:14.074	47.641	48.751	37.682
5	1	3:12.297	1:15.916	1:10.180	46.201	11	1	2:14.593	47.940	48.447	38.206
6	1	2:13.769	47.358	48.557	37.854						

### 128 Alfi Pertich (AUT) (Suzuki Swift 1.6)

Theoretische Bestzeit: 2:18.743

Lap	D	Time	S1	S2	S3	Lap	D	Time	S1	S2	S3
1	1	2:41.025	1:02.411	53.068	45.546	7	1	<b>2:18.865</b>	<b>50.605</b>	<b>50.062</b>	38.198
2	1	3:09.372	1:04.243	1:21.331	43.798	8	1	2:19.387	50.779	50.532	<b>38.076</b>
3	1	3:42.797	1:15.649	1:25.448	1:01.700	9	1	2:19.928	51.279	50.522	38.127
4	1	11:48.943	1:22.124	1:33.853	8:52.966	10	1	2:19.674	50.714	50.349	38.611
5	1	2:56.272	1:05.976	1:07.450	42.846	11	1	2:23.157	52.367	51.126	39.664
6	1	2:20.931	50.817	50.401	39.713						

### 164 Martin Zellhofer (AUT) (Suzuki Swift 1.4 Turbo)

Theoretische Bestzeit: 2:11.985

Lap	D	Time	S1	S2	S3	Lap	D	Time	S1	S2	S3
1	1	2:21.520	54.220	49.130	38.170	7	1	2:12.810	47.782	48.244	36.784
2	1	3:14.388	1:07.633	1:12.838	53.917	8	1	<b>2:12.715</b>	47.596	48.137	36.982
3	1	3:39.580	1:13.159	1:25.681	1:00.740	9	1	2:12.881	48.425	<b>47.891</b>	<b>36.565</b>
4	1	11:35.431	1:19.475	1:30.187	8:45.769	10	1	2:14.052	<b>47.529</b>	49.291	37.232
5	1	3:16.996	1:19.282	1:11.279	46.435	11	1	2:15.840	47.974	49.192	38.674
6	1	2:13.550	47.953	48.567	37.030						

### 188 Fabian Ohrfandl (AUT) (Suzuki Swift 1.4 Turbo)

Theoretische Bestzeit: 2:13.460

Lap	D	Time	S1	S2	S3	Lap	D	Time	S1	S2	S3
1	1	2:26.627	57.485	49.550	39.592	7	1	<b>2:13.509</b>	<b>47.768</b>	48.781	<b>36.960</b>
2	1	3:15.872	1:08.279	1:12.850	54.743	8	1	2:13.939	47.873	48.813	37.253
3	1	3:41.154	1:14.288	1:24.881	1:01.985	9	1	2:13.727	47.889	<b>48.732</b>	37.106
4	1	11:43.023	1:19.641	1:32.609	8:50.773	10	1	2:14.633	48.219	48.822	37.592
5	1	3:04.937	1:12.113	1:08.617	44.207	11	1	2:16.819	48.975	49.575	38.269
6	1	2:15.592	48.061	49.069	38.462						

### 502 Máté Benyó (HUN) (Suzuki Swift 1.6)

Theoretische Bestzeit: 2:16.686

Lap	D	Time	S1	S2	S3	Lap	D	Time	S1	S2	S3
1	1	2:28.884	58.667	49.720	40.497	7	1	<b>2:16.865</b>	50.058	<b>48.818</b>	37.989
2	1	3:15.728	1:07.607	1:13.813	54.308	8	1	2:16.872	<b>50.033</b>	49.004	<b>37.835</b>
3	1	3:41.217	1:14.576	1:25.093	1:01.548	9	1	2:17.749	50.275	49.284	38.190
4	1	11:44.836	1:20.010	1:33.785	8:51.041	10	1	2:19.990	51.121	50.055	38.814
5	1	3:03.342	1:10.909	1:08.963	43.470	11	1	2:22.381	51.822	50.569	39.990
6	1	2:19.787	50.541	50.639	38.607						

### 504 Róbert Kegyes (HUN) (Suzuki Swift 1.4 Turbo)

Theoretische Bestzeit: 2:14.405

Lap	D	Time	S1	S2	S3	Lap	D	Time	S1	S2	S3
1	1	2:26.185	57.446	49.175	39.564	7	1	2:16.760	48.937	50.120	37.703
2	1	3:15.666	1:08.156	1:12.622	54.888	8	1	2:14.589	48.926	<b>48.330</b>	<b>37.333</b>
3	1	3:40.664	1:14.352	1:24.432	1:01.880	9	1	<b>2:14.456</b>	<b>48.742</b>	48.362	37.352
4	1	11:42.842	1:19.809	1:32.184	8:50.849	10	1	2:14.904	48.792	48.492	37.620
5	1	3:06.119	1:11.954	1:08.932	45.233	11	1	2:16.732	49.554	49.081	38.097
6	1	2:17.303	48.818	48.845	39.640						

### 505 Balázs Hartmann (HUN) (Suzuki Swift 1.6)

Theoretische Bestzeit: 2:20.902

Lap	D	Time	S1	S2	S3	Lap	D	Time	S1	S2	S3
1	1	2:39.804	1:01.976	52.095	45.733	7	1	<b>2:21.055</b>	51.687	50.657	38.711
2	1	3:09.800	1:04.469	1:19.036	46.295	8	1	2:22.497	52.132	51.504	38.861
3	1	3:42.294	1:15.511	1:25.250	1:01.533	9	1	2:21.287	52.015	<b>50.568</b>	<b>38.704</b>
4	1	11:47.595	1:21.980	1:34.294	8:51.321	10	1	2:22.601	51.996	51.483	39.122
5	1	2:57.759	1:07.567	1:07.268	42.924	11	1	2:22.994	52.272	51.317	39.405
6	1	2:21.943	<b>51.630</b>	50.574	39.739						

# TRUCK RACE OF HUNGARY

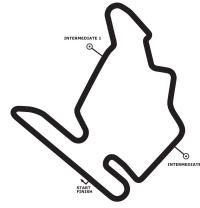
Hungaroring, length 4381 m

21 - 23 June 2019

Swift Cup Europe

Lap Analysis Race 2,

---

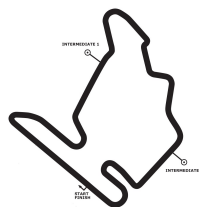


# TRUCK RACE OF HUNGARY

Hungaroring, length 4381 m

21 - 23 June 2019

Swift Cup Europe



## Lap Analysis Race 2,

### 507 Gergő Rácz (HUN) (Suzuki Swift 1.6)

Theoretische Bestzeit: 2:18.470

Lap	D	Time	S1	S2	S3	Lap	D	Time	S1	S2	S3
1	1	2:40.266	1:02.649	51.806	45.811	7	1	<b>2:18.660</b>	50.788	<b>49.627</b>	38.245
2	1	3:07.930	1:04.311	1:15.635	47.984	8	1	2:18.944	50.950	49.792	38.202
3	1	3:42.493	1:15.565	1:25.300	1:01.628	9	1	2:18.666	50.847	49.639	<b>38.180</b>
4	1	11:49.933	1:21.139	1:34.605	8:54.189	10	1	2:19.469	51.162	49.912	38.395
5	1	2:57.031	1:06.845	1:07.376	42.810	11	1	2:21.272	51.389	50.012	39.871
6	1	2:19.393	<b>50.663</b>	49.804	38.926						

### 511 Krisztián Füge (HUN) (Suzuki Swift 1.4 Turbo)

Theoretische Bestzeit: 2:13.377

Lap	D	Time	S1	S2	S3	Lap	D	Time	S1	S2	S3
1	1	2:27.062	57.589	49.848	39.625	7	1	<b>2:13.498</b>	<b>48.212</b>	<b>48.340</b>	36.946
2	1	3:16.007	1:08.353	1:13.071	54.583	8	1	2:14.265	48.304	48.680	37.281
3	1	3:41.376	1:14.390	1:24.854	1:02.132	9	1	2:13.504	48.241	48.438	<b>36.825</b>
4	1	11:43.297	1:19.923	1:32.647	8:50.727	10	1	2:14.600	48.388	48.667	37.545
5	1	3:04.384	1:11.505	1:09.037	43.842	11	1	2:17.401	49.272	48.908	39.221
6	1	2:15.644	48.345	48.804	38.495						

### 521 Benjámín Nagy (HUN) (Suzuki Swift 1.6)

Theoretische Bestzeit: 2:17.331

Lap	D	Time	S1	S2	S3	Lap	D	Time	S1	S2	S3
1	1	2:31.817	1:00.306	50.683	40.828	7	1	<b>2:17.471</b>	50.348	<b>49.031</b>	38.092
2	1	3:14.945	1:07.043	1:14.882	53.020	8	1	2:17.612	50.355	49.193	<b>38.064</b>
3	1	3:42.443	1:15.558	1:25.002	1:01.883	9	1	2:17.930	50.506	49.250	38.174
4	1	11:47.008	1:21.005	1:34.484	8:51.519	10	1	2:18.598	50.518	49.235	38.845
5	1	2:59.853	1:08.839	1:07.772	43.242	11	1	2:20.410	50.944	49.741	39.725
6	1	2:19.633	<b>50.236</b>	49.930	39.467						

### 531 Balázs Körmöczi (HUN) (Suzuki Swift 1.6)

Theoretische Bestzeit: 2:16.833

Lap	D	Time	S1	S2	S3	Lap	D	Time	S1	S2	S3
1	1	2:29.339	59.406	49.533	40.400	7	1	<b>2:17.008</b>	50.104	<b>48.718</b>	<b>38.186</b>
2	1	3:15.844	1:07.553	1:13.912	54.379	8	1	2:17.046	<b>49.929</b>	48.890	38.227
3	1	3:41.105	1:14.466	1:25.252	1:01.387	9	1	2:18.083	50.351	49.166	38.566
4	1	11:45.240	1:20.250	1:33.675	8:51.315	10	1	2:19.977	51.114	49.740	39.123
5	1	3:02.743	1:10.694	1:08.803	43.246	11	1	2:21.937	51.683	50.536	39.718
6	1	2:18.856	50.195	50.386	38.275						

### 532 Gergő Körmöczi (HUN) (Suzuki Swift 1.6)

Theoretische Bestzeit: 2:17.795

Lap	D	Time	S1	S2	S3	Lap	D	Time	S1	S2	S3
1	1	2:31.284	59.649	50.365	41.270	7	1	<b>2:17.931</b>	<b>49.881</b>	<b>49.572</b>	38.478
2	1	3:15.158	1:07.009	1:14.820	53.329	8	1	2:19.007	50.729	49.739	38.539
3	1	3:42.271	1:15.266	1:25.193	1:01.812	9	1	2:18.933	50.681	49.910	<b>38.342</b>
4	1	11:46.385	1:20.497	1:34.261	8:51.627	10	1	2:19.241	50.522	49.781	38.938
5	1	3:00.795	1:09.431	1:07.804	43.560	11	1	2:21.262	51.015	50.900	39.347
6	1	2:20.832	50.086	50.055	40.691						

### 540 Jan Antoszewski (POL) (Suzuki Swift 1.4 Turbo)

Theoretische Bestzeit: 2:11.862

Lap	D	Time	S1	S2	S3	Lap	D	Time	S1	S2	S3
1	1	2:25.438	55.086	50.872	39.480	7	1	2:13.716	47.895	48.195	37.626
2	1	3:15.585	1:08.002	1:12.635	54.948	8	1	<b>2:12.582</b>	47.896	47.931	<b>36.755</b>
3	1	3:40.635	1:14.201	1:24.390	1:02.044	9	1	2:12.705	47.827	<b>47.780</b>	37.098
4	1	11:42.378	1:19.248	1:32.464	8:50.666	10	1	2:13.355	47.950	47.841	37.564
5	1	3:06.552	1:12.194	1:09.244	45.114	11	1	2:14.892	48.275	48.295	38.322
6	1	2:13.357	<b>47.327</b>	48.426	37.604						

### 546 Ádám Lengyel (HUN) (Suzuki Swift 1.4 Turbo)

Theoretische Bestzeit: 2:11.227

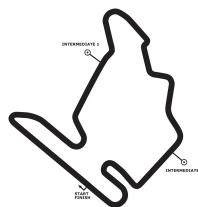
Lap	D	Time	S1	S2	S3	Lap	D	Time	S1	S2	S3
1	1	2:23.887	55.306	49.255	39.326	7	1	2:13.624	47.598	48.224	37.802
2	1	3:14.767	1:07.809	1:12.438	54.520	8	1	<b>2:11.424</b>	47.403	<b>47.594</b>	<b>36.427</b>
3	1	3:40.049	1:13.485	1:25.635	1:00.929	9	1	2:11.821	<b>47.206</b>	47.947	36.668
4	1	11:40.423	1:19.465	1:31.102	8:49.856	10	1	2:13.990	47.317	49.544	37.129
5	1	3:10.436	1:14.343	1:10.369	45.724	11	1	2:15.266	48.003	48.916	38.347
6	1	2:13.868	47.284	48.389	38.195						

# TRUCK RACE OF HUNGARY

Hungaroring, length 4381 m

21 - 23 June 2019

Swift Cup Europe



## Lap Analysis Race 2,

555 Gáber Al-Absi (HUN) (Suzuki Swift 1.6)

Theoretische Bestzeit: 2:42.526

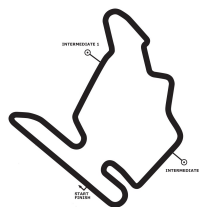
Lap	D	Time	S1	S2	S3	Lap	D	Time	S1	S2	S3
1	1	2:38.669	1:00.645	<b>52.244</b>	<b>45.780</b>	2	1	3:47.944	<b>1:04.502</b>	1:23.055	

# TRUCK RACE OF HUNGARY

Hungaroring, length 4381 m

21 - 23 June 2019

Swift Cup Europe



## Lap Analysis Race 2,

### 587 Maciej Banas (POL) (Suzuki Swift 1.6)

Theoretische Bestzeit: 2:37.889

Lap	D	Time	S1	S2	S3	Lap	D	Time	S1	S2	S3
1	1	2:29.878	59.401	<b>50.075</b>	<b>40.402</b>	4	1	11:45.873	1:20.597	1:33.461	8:51.815
2	1	3:15.747	<b>1:07.411</b>	1:14.070	54.265	5	1	<b>3:02.069</b>	1:10.381	1:08.374	43.314
3	1	3:41.149	1:14.528	1:25.330	1:01.291						

### 588 Gábor Forrai (HUN) (Suzuki Swift 1.6)

Theoretische Bestzeit: 2:16.618

Lap	D	Time	S1	S2	S3	Lap	D	Time	S1	S2	S3
1	1	2:28.373	58.401	49.757	40.215	7	1	<b>2:16.757</b>	50.012	<b>48.960</b>	<b>37.785</b>
2	1	3:15.254	1:07.632	1:13.762	53.860	8	1	2:16.963	49.944	49.122	37.897
3	1	3:41.467	1:14.927	1:25.171	1:01.369	9	1	2:17.350	<b>49.873</b>	49.467	38.010
4	1	11:44.333	1:20.085	1:33.070	8:51.178	10	1	2:19.758	50.930	50.383	38.445
5	1	3:04.253	1:10.941	1:09.502	43.810	11	1	2:22.016	51.236	50.716	40.064
6	1	2:21.003	50.304	51.015	39.684						