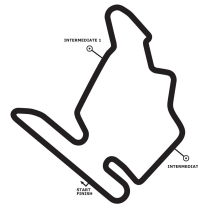


TRUCK RACE OF HUNGARY

Hungaroring, length 4381 m

21 - 23 June 2019

Swift Cup Europe



Lap Analysis Qualifying,

106 Andreas Höfler (AUT) (Suzuki Swift 1.4 Turbo)

Theoretische Bestzeit: 2:12.638

| Lap | D | Time | S1 | S2 | S3 | Lap | D | Time | S1 | S2 | S3 |
|-----|---|----------|---------------|---------------|---------------|-----|---|-----------------|----------|--------|--------|
| 1 | 1 | 2:44.431 | | 55.017 | 41.102 | 6 | 1 | 4:37.531 | 3:06.633 | 52.870 | 38.028 |
| 2 | 1 | 2:13.995 | 48.051 | 48.201 | 37.743 | 7 | 1 | 2:13.176 | 47.829 | 48.271 | 37.076 |
| 3 | 1 | 2:13.209 | 47.468 | 48.579 | 37.162 | 8 | 1 | 2:13.591 | 47.969 | 48.407 | 37.215 |
| 4 | 1 | 2:13.655 | 47.725 | 48.961 | 36.969 | 9 | 1 | 2:32.467 | 48.201 | 49.392 | |
| 5 | 1 | 2:42.480 | 53.642 | 58.663 | | | | | | | |

110 Erich Weghofer (AUT) (Suzuki Swift 1.4 Turbo)

Theoretische Bestzeit: 2:12.814

| Lap | D | Time | S1 | S2 | S3 | Lap | D | Time | S1 | S2 | S3 |
|-----|---|-----------------|--------|---------------|---------------|-----|---|----------|---------------|--------|--------|
| 1 | 1 | 2:32.555 | | 52.161 | 38.483 | 4 | 1 | 2:13.105 | 47.651 | 48.455 | 36.999 |
| 2 | 1 | 2:13.122 | 47.927 | 48.403 | 36.792 | 5 | 1 | 2:29.900 | 50.480 | 50.822 | |
| 3 | 1 | 2:12.954 | 47.779 | 48.371 | 36.804 | | | | | | |

111 Niki Pertich (AUT) (Suzuki Swift 1.6)

Theoretische Bestzeit: 2:17.532

| Lap | D | Time | S1 | S2 | S3 | Lap | D | Time | S1 | S2 | S3 |
|-----|---|----------|---------------|--------|---------------|-----|---|-----------------|--------|---------------|--------|
| 1 | 1 | 2:54.953 | | 55.676 | 39.563 | 7 | 1 | 2:18.533 | 50.399 | 49.972 | 38.162 |
| 2 | 1 | 2:19.281 | 51.044 | 50.309 | 37.928 | 8 | 1 | 2:17.739 | 50.240 | 49.366 | 38.133 |
| 3 | 1 | 2:19.054 | 50.321 | 50.421 | 38.312 | 9 | 1 | 2:23.371 | 50.736 | 53.109 | 39.526 |
| 4 | 1 | 2:18.076 | 50.238 | 49.872 | 37.966 | 10 | 1 | 2:23.168 | 50.770 | 52.926 | 39.472 |
| 5 | 1 | 2:24.685 | 52.985 | 53.489 | 38.211 | 11 | 1 | 2:23.114 | 51.173 | 52.279 | |
| 6 | 1 | 2:18.988 | 50.748 | 49.923 | 38.317 | | | | | | |

112 Fabio Becvar (AUT) (Suzuki Swift 1.4 Turbo)

Theoretische Bestzeit: 2:12.546

| Lap | D | Time | S1 | S2 | S3 | Lap | D | Time | S1 | S2 | S3 |
|-----|---|-----------------|---------------|---------------|---------------|-----|---|----------|--------|--------|--------|
| 1 | 1 | 2:45.584 | | 52.940 | 40.622 | 6 | 1 | 2:15.547 | 48.761 | 49.549 | 37.237 |
| 2 | 1 | 2:13.766 | 47.839 | 48.590 | 37.337 | 7 | 1 | 2:13.786 | 47.909 | 48.568 | 37.309 |
| 3 | 1 | 2:13.174 | 47.651 | 48.809 | 36.714 | 8 | 1 | 2:18.547 | 47.981 | 51.516 | 39.050 |
| 4 | 1 | 2:19.399 | 47.838 | 48.181 | | 9 | 1 | 2:21.595 | 49.041 | 49.264 | |
| 5 | 1 | 4:06.653 | 2:40.407 | 48.926 | 37.320 | | | | | | |

114 Dominik Haselsteiner (AUT) (Suzuki Swift 1.4 Turbo)

Theoretische Bestzeit: 2:11.882

| Lap | D | Time | S1 | S2 | S3 | Lap | D | Time | S1 | S2 | S3 |
|-----|---|----------|--------|---------------|---------------|-----|---|-----------------|---------------|--------|--------|
| 1 | 1 | 2:43.457 | | 55.226 | 40.951 | 4 | 1 | 2:12.125 | 47.372 | 48.262 | 36.491 |
| 2 | 1 | 2:12.160 | 47.325 | 48.109 | 36.726 | 5 | 1 | 2:11.969 | 47.309 | 48.151 | 36.509 |
| 3 | 1 | 2:12.262 | 47.359 | 48.439 | 36.464 | 6 | 1 | 2:22.645 | 48.208 | 48.961 | |

116 Peter Eibisberger (AUT) (Suzuki Swift 1.4 Turbo)

Theoretische Bestzeit: 2:11.998

| Lap | D | Time | S1 | S2 | S3 | Lap | D | Time | S1 | S2 | S3 |
|-----|---|----------|---------------|--------|---------------|-----|---|-----------------|--------|---------------|--------|
| 1 | 1 | 2:40.415 | | 57.057 | 39.488 | 4 | 1 | 2:12.281 | 47.511 | 48.040 | 36.730 |
| 2 | 1 | 2:13.574 | 47.238 | 49.598 | 36.738 | 5 | 1 | 2:12.457 | 47.515 | 48.162 | 36.780 |
| 3 | 1 | 2:12.293 | 47.501 | 48.072 | 36.720 | 6 | 1 | 2:27.496 | 51.437 | 51.494 | |

117 Günther Wiesmeier (AUT) (Suzuki Swift 1.4 Turbo)

Theoretische Bestzeit: 2:11.926

| Lap | D | Time | S1 | S2 | S3 | Lap | D | Time | S1 | S2 | S3 |
|-----|---|----------|---------------|--------|--------|-----|---|-----------------|--------|---------------|---------------|
| 1 | 1 | 2:42.407 | | 53.415 | 38.932 | 3 | 1 | 2:12.151 | 47.549 | 47.923 | 36.679 |
| 2 | 1 | 2:12.613 | 47.324 | 48.526 | 36.763 | 4 | 1 | 2:28.186 | 47.707 | 53.425 | |

121 Johannes Maderthaner (AUT) (Suzuki Swift 1.6)

Theoretische Bestzeit: 2:20.771

| Lap | D | Time | S1 | S2 | S3 | Lap | D | Time | S1 | S2 | S3 |
|-----|---|----------|--------|--------|--------|-----|---|-----------------|---------------|---------------|---------------|
| 1 | 1 | 2:58.612 | | | | 6 | 1 | 2:21.931 | 51.155 | 51.876 | |
| 2 | 1 | 2:25.073 | 52.226 | 53.132 | 39.715 | 7 | 1 | 2:37.791 | 51.362 | 54.101 | |
| 3 | 1 | 2:26.956 | 52.441 | 53.902 | 40.613 | 8 | 1 | 4:19.327 | 2:49.473 | 51.331 | |
| 4 | 1 | 2:24.705 | 52.938 | 52.848 | | 9 | 1 | 2:20.943 | 51.222 | 51.145 | 38.576 |
| 5 | 1 | 2:22.402 | 51.703 | 52.049 | | 10 | 1 | 2:22.384 | 51.050 | 51.173 | 40.161 |

126 Max Wimmer (AUT) (Suzuki Swift 1.4 Turbo)

Theoretische Bestzeit: 2:10.972

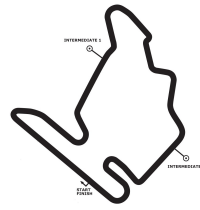
| Lap | D | Time | S1 | S2 | S3 | Lap | D | Time | S1 | S2 | S3 |
|-----|---|----------|--------|--------|---------------|-----|---|-----------------|---------------|---------------|--------|
| 1 | 1 | 2:39.104 | | 56.758 | 39.161 | 3 | 1 | 2:10.999 | 47.001 | 47.542 | 36.456 |
| 2 | 1 | 2:11.140 | 47.137 | 47.574 | 36.429 | 4 | 1 | 2:36.337 | 51.107 | 57.963 | |

TRUCK RACE OF HUNGARY

Hungaroring, length 4381 m

21 - 23 June 2019

Swift Cup Europe



Lap Analysis Qualifying,

128 Alfi Pertich (AUT) (Suzuki Swift 1.6)

Theoretische Bestzeit: 2:18.044

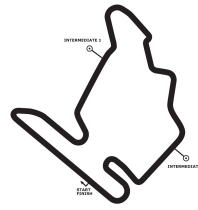
| Lap | D | Time | S1 | S2 | S3 | Lap | D | Time | S1 | S2 | S3 |
|-----|---|-----------------|--------|---------------|---------------|-----|---|----------|---------------|--------|--------|
| 1 | 1 | 2:56.202 | | 56.539 | 38.798 | 7 | 1 | 2:20.037 | 50.722 | 50.116 | 39.199 |
| 2 | 1 | 2:19.943 | 51.482 | 50.462 | 37.999 | 8 | 1 | 2:19.158 | 50.358 | 50.188 | 38.612 |
| 3 | 1 | 2:18.217 | 50.471 | 49.687 | 38.059 | 9 | 1 | 2:19.846 | 50.868 | 50.028 | |
| 4 | 1 | 2:18.490 | 50.405 | 50.026 | 38.059 | 10 | 1 | 2:23.296 | 50.922 | 53.250 | |
| 5 | 1 | 2:19.971 | 50.651 | 50.012 | 39.308 | 11 | 1 | 2:19.961 | 50.775 | 50.591 | 38.595 |
| 6 | 1 | 2:21.344 | 52.671 | 50.507 | 38.166 | | | | | | |

TRUCK RACE OF HUNGARY

Hungaroring, length 4381 m

21 - 23 June 2019

Swift Cup Europe



Lap Analysis Qualifying,

130 Oliver Müller (AUT) (Suzuki Swift 1.4 Turbo)

Theoretische Bestzeit: 2:12.402

| Lap | D | Time | S1 | S2 | S3 | Lap | D | Time | S1 | S2 | S3 |
|-----|---|----------|--------|--------|--------|-----|---|-----------------|---------------|---------------|---------------|
| 1 | 1 | 2:31.651 | | 52.154 | 38.051 | 3 | 1 | 2:12.402 | 47.863 | 47.722 | 36.817 |
| 2 | 1 | 2:12.656 | 47.969 | 47.829 | 36.858 | 4 | 1 | 2:33.758 | 47.883 | 57.074 | |

164 Martin Zellhofer (AUT) (Suzuki Swift 1.4 Turbo)

Theoretische Bestzeit: 2:11.126

| Lap | D | Time | S1 | S2 | S3 | Lap | D | Time | S1 | S2 | S3 |
|-----|---|----------|---------------|--------|--------|-----|---|-----------------|--------|---------------|---------------|
| 1 | 1 | 2:40.926 | | 52.138 | 38.147 | 4 | 1 | 2:11.387 | 47.416 | 47.663 | 36.308 |
| 2 | 1 | 2:11.647 | 47.155 | 47.825 | 36.667 | 5 | 1 | 2:28.366 | 49.360 | 50.037 | |
| 3 | 1 | 2:12.026 | 47.678 | 47.983 | 36.365 | | | | | | |

188 Fabian Ohrfandl (AUT) (Suzuki Swift 1.4 Turbo)

Theoretische Bestzeit: 2:13.054

| Lap | D | Time | S1 | S2 | S3 | Lap | D | Time | S1 | S2 | S3 |
|-----|---|-----------------|---------------|---------------|--------|-----|---|----------|--------|--------|---------------|
| 1 | 1 | 2:45.024 | | 52.886 | 40.620 | 6 | 1 | 2:14.148 | 48.460 | 48.676 | 37.012 |
| 2 | 1 | 2:13.682 | 48.155 | 48.304 | 37.223 | 7 | 1 | 2:13.762 | 48.035 | 48.740 | |
| 3 | 1 | 2:17.307 | 47.738 | 49.334 | 40.235 | 8 | 1 | 2:14.122 | 48.150 | 48.414 | 37.558 |
| 4 | 1 | 2:24.078 | 48.260 | 48.453 | | 9 | 1 | 2:29.579 | 51.969 | 52.982 | |
| 5 | 1 | 3:59.260 | 2:33.201 | 49.017 | 37.042 | | | | | | |

196 Daniel Lemmerhofer (AUT) (Suzuki Swift 1.4 Turbo)

Theoretische Bestzeit: 2:12.259

| Lap | D | Time | S1 | S2 | S3 | Lap | D | Time | S1 | S2 | S3 |
|-----|---|-----------------|--------|---------------|---------------|-----|---|----------|---------------|--------|--------|
| 1 | 1 | 2:43.962 | | 56.827 | 42.002 | 4 | 1 | 2:12.909 | 47.107 | 49.091 | 36.711 |
| 2 | 1 | 2:12.974 | 47.655 | 48.741 | 36.578 | 5 | 1 | 2:25.195 | 47.260 | 49.681 | |
| 3 | 1 | 2:12.750 | 47.598 | 48.598 | 36.554 | | | | | | |

502 Máté Benyó (HUN) (Suzuki Swift 1.6)

Theoretische Bestzeit: 2:15.426

| Lap | D | Time | S1 | S2 | S3 | Lap | D | Time | S1 | S2 | S3 |
|-----|---|-----------------|---------------|--------|---------------|-----|---|----------|----------|---------------|--------|
| 1 | 1 | 2:48.677 | | 57.912 | 38.291 | 5 | 1 | 8:25.957 | 6:54.214 | 52.238 | 39.505 |
| 2 | 1 | 2:16.229 | 49.516 | 49.376 | 37.337 | 6 | 1 | 2:16.417 | 49.962 | 48.772 | 37.683 |
| 3 | 1 | 2:33.424 | 55.465 | 53.078 | 44.881 | 7 | 1 | 2:16.250 | 50.066 | 48.592 | 37.592 |
| 4 | 1 | 2:16.022 | 49.923 | 48.781 | 37.318 | 8 | 1 | 2:41.607 | 55.567 | 55.642 | |

504 Róbert Kegyes (HUN) (Suzuki Swift 1.4 Turbo)

Theoretische Bestzeit: 2:14.226

| Lap | D | Time | S1 | S2 | S3 | Lap | D | Time | S1 | S2 | S3 |
|-----|---|----------|----------|----------|---------------|-----|---|-----------------|---------------|---------------|--------|
| 1 | 1 | 4:05.947 | | 1:04.398 | 40.024 | 5 | 1 | 2:15.116 | 49.197 | 48.422 | 37.497 |
| 2 | 1 | 2:16.807 | 50.281 | 49.496 | 37.030 | 6 | 1 | 2:36.342 | 57.367 | 1:00.919 | 38.056 |
| 3 | 1 | 2:50.627 | 58.173 | 1:04.035 | | 7 | 1 | 2:14.298 | 48.774 | 48.492 | 37.032 |
| 4 | 1 | 4:06.546 | 2:28.308 | 59.341 | 38.897 | 8 | 1 | 2:54.189 | 57.945 | 1:02.531 | |

505 Balázs Hartmann (HUN) (Suzuki Swift 1.6)

Theoretische Bestzeit: 2:18.937

| Lap | D | Time | S1 | S2 | S3 | Lap | D | Time | S1 | S2 | S3 |
|-----|---|----------|--------|---------------|---------------|-----|---|-----------------|---------------|--------|--------|
| 1 | 1 | 3:18.990 | | 56.937 | 40.325 | 6 | 1 | 3:43.113 | 2:12.810 | 51.610 | 38.693 |
| 2 | 1 | 2:20.512 | 51.683 | 50.721 | 38.108 | 7 | 1 | 2:19.462 | 51.118 | 50.238 | 38.106 |
| 3 | 1 | 2:19.589 | 51.455 | 50.103 | 38.031 | 8 | 1 | 2:20.016 | 51.284 | 50.429 | 38.303 |
| 4 | 1 | 2:19.463 | 51.479 | 49.788 | 38.196 | 9 | 1 | 2:40.168 | 57.845 | 56.165 | |
| 5 | 1 | 2:46.906 | 54.145 | 57.703 | | | | | | | |

507 Gergő Rácz (HUN) (Suzuki Swift 1.6)

Theoretische Bestzeit: 2:16.163

| Lap | D | Time | S1 | S2 | S3 | Lap | D | Time | S1 | S2 | S3 |
|-----|---|-----------------|---------------|---------------|---------------|-----|---|----------|--------|----------|--------|
| 1 | 1 | 2:43.266 | | 58.689 | 41.928 | 5 | 1 | 2:17.012 | 49.985 | 49.280 | 37.747 |
| 2 | 1 | 2:22.015 | 54.515 | 49.496 | 38.004 | 6 | 1 | 2:17.132 | 49.975 | 49.301 | 37.856 |
| 3 | 1 | 2:16.163 | 49.627 | 48.987 | 37.549 | 7 | 1 | 2:43.542 | 55.272 | 1:02.311 | |
| 4 | 1 | 2:16.919 | 49.932 | 49.292 | 37.695 | | | | | | |

511 Krisztián Füge (HUN) (Suzuki Swift 1.4 Turbo)

Theoretische Bestzeit: 2:13.202

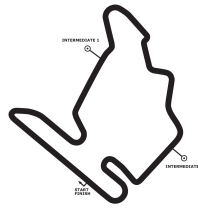
| Lap | D | Time | S1 | S2 | S3 | Lap | D | Time | S1 | S2 | S3 |
|-----|---|-----------------|--------|--------|--------|-----|---|----------|----------|--------|--------|
| 1 | 1 | 3:13.340 | | 55.511 | 38.132 | 6 | 1 | 2:31.181 | 48.171 | 51.678 | |
| 2 | 1 | 2:15.270 | 49.226 | 48.771 | 37.273 | 7 | 1 | 4:03.953 | 2:38.207 | 48.367 | 37.379 |
| 3 | 1 | 2:15.118 | 48.495 | 49.395 | 37.228 | 8 | 1 | 2:14.172 | 48.324 | 48.664 | 37.184 |
| 4 | 1 | 2:13.552 | 48.122 | 48.289 | 37.141 | 9 | 1 | 2:14.301 | 48.758 | 48.519 | |

TRUCK RACE OF HUNGARY

Hungaroring, length 4381 m

21 - 23 June 2019

Swift Cup Europe



Lap Analysis Qualifying,

| Lap | D | Time | S1 | S2 | S3 | Lap | D | Time | S1 | S2 | S3 |
|-----|---|----------|--------|---------------|---------------|-----|---|----------|---------------|--------|----|
| 5 | 1 | 2:14.037 | 48.852 | 48.066 | 37.119 | 10 | 1 | 2:14.103 | 48.017 | 48.718 | |

521 Benjámín Nagy (HUN) (Suzuki Swift 1.6)

Theoretische Bestzeit: 2:15.711

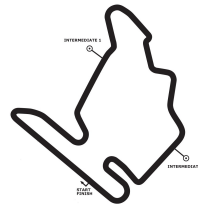
| Lap | D | Time | S1 | S2 | S3 | Lap | D | Time | S1 | S2 | S3 |
|-----|---|-----------------|---------------|---------------|---------------|-----|---|----------|----------|----------|--------|
| 1 | 1 | 3:17.834 | | 53.818 | 38.328 | 4 | 1 | 2:17.437 | 50.273 | 49.302 | 37.862 |
| 2 | 1 | 2:16.074 | 50.023 | 48.680 | 37.371 | 5 | 1 | 3:05.513 | 1:01.232 | 1:00.543 | |
| 3 | 1 | 2:15.847 | 49.660 | 48.717 | 37.470 | | | | | | |

TRUCK RACE OF HUNGARY

Hungaroring, length 4381 m

21 - 23 June 2019

Swift Cup Europe



Lap Analysis Qualifying,

531 Balázs Körmöczi (HUN) (Suzuki Swift 1.6)

Theoretische Bestzeit: 2:16.443

| Lap | D | Time | S1 | S2 | S3 | Lap | D | Time | S1 | S2 | S3 |
|-----|---|-----------------|---------------|---------------|---------------|-----|---|----------|--------|--------|----|
| 1 | 1 | 3:23.872 | | 52.947 | 37.800 | 3 | 1 | 2:43.776 | 59.498 | 56.460 | |
| 2 | 1 | 2:16.443 | 49.961 | 48.946 | 37.536 | | | | | | |

532 Gergő Körmöczi (HUN) (Suzuki Swift 1.6)

Theoretische Bestzeit: 2:16.354

| Lap | D | Time | S1 | S2 | S3 | Lap | D | Time | S1 | S2 | S3 |
|-----|---|----------|----------|--------|--------|-----|---|-----------------|---------------|---------------|---------------|
| 1 | 1 | 3:05.264 | | 55.963 | 38.766 | 4 | 1 | 4:13.588 | 2:44.192 | 51.584 | 37.812 |
| 2 | 1 | 2:17.164 | 50.345 | 49.010 | 37.809 | 5 | 1 | 2:16.354 | 49.984 | 48.702 | 37.668 |
| 3 | 1 | 2:51.163 | 1:02.463 | 57.456 | | 6 | 1 | 2:46.293 | 59.766 | 56.373 | |

540 Jan Antoszewski (POL) (Suzuki Swift 1.4 Turbo)

Theoretische Bestzeit: 2:11.818

| Lap | D | Time | S1 | S2 | S3 | Lap | D | Time | S1 | S2 | S3 |
|-----|---|----------|----------|----------|--------|-----|---|-----------------|---------------|---------------|---------------|
| 1 | 1 | 4:01.475 | | 1:01.887 | | 3 | 1 | 2:11.818 | 47.089 | 47.744 | 36.985 |
| 2 | 1 | 2:45.895 | 1:13.603 | 52.872 | 39.420 | 4 | 1 | 2:28.851 | 50.421 | 51.732 | |

546 Ádám Lengyel (HUN) (Suzuki Swift 1.4 Turbo)

Theoretische Bestzeit: 2:10.340

| Lap | D | Time | S1 | S2 | S3 | Lap | D | Time | S1 | S2 | S3 |
|-----|---|----------|----------|----------|--------|-----|---|-----------------|---------------|---------------|---------------|
| 1 | 1 | 4:00.096 | | 1:02.934 | | 3 | 1 | 2:10.340 | 47.093 | 47.235 | 36.012 |
| 2 | 1 | 2:46.110 | 1:14.620 | 52.920 | 38.570 | 4 | 1 | 2:26.990 | 50.980 | 50.884 | |

555 Gábor Al-Absi (HUN) (Suzuki Swift 1.6)

Theoretische Bestzeit: 2:17.163

| Lap | D | Time | S1 | S2 | S3 | Lap | D | Time | S1 | S2 | S3 |
|-----|---|-----------------|---------------|---------------|--------|-----|---|----------|--------|--------|---------------|
| 1 | 1 | 3:29.537 | | 54.890 | 39.314 | 6 | 1 | 2:18.226 | 50.882 | 49.467 | 37.877 |
| 2 | 1 | 2:17.724 | 50.602 | 49.160 | 37.962 | 7 | 1 | 2:18.221 | 50.741 | 49.666 | 37.814 |
| 3 | 1 | 2:18.857 | 50.737 | 49.510 | 38.610 | 8 | 1 | 2:17.779 | 50.683 | 49.240 | 37.856 |
| 4 | 1 | 7:01.330 | 5:33.122 | 50.173 | 38.035 | 9 | 1 | 2:18.479 | 50.348 | 50.388 | 37.743 |
| 5 | 1 | 2:18.123 | 50.260 | 49.303 | 38.560 | | | | | | |

587 Maciej Banas (POL) (Suzuki Swift 1.6)

Theoretische Bestzeit: 2:17.563

| Lap | D | Time | S1 | S2 | S3 | Lap | D | Time | S1 | S2 | S3 |
|-----|---|-----------------|---------------|--------|--------|-----|---|----------|--------|---------------|---------------|
| 1 | 1 | 2:49.559 | | 57.688 | 38.377 | 6 | 1 | 2:25.861 | 57.775 | 49.952 | 38.134 |
| 2 | 1 | 2:17.790 | 49.972 | 49.722 | 38.096 | 7 | 1 | 2:18.114 | 50.332 | 49.679 | 38.103 |
| 3 | 1 | 2:25.879 | 51.878 | 50.676 | | 8 | 1 | 2:17.944 | 50.353 | 49.623 | 37.968 |
| 4 | 1 | 4:48.957 | 3:14.676 | 56.241 | 38.040 | 9 | 1 | 2:24.799 | 50.433 | 49.752 | |
| 5 | 1 | 2:18.168 | 50.429 | 49.726 | 38.013 | | | | | | |

588 Gábor Forrai (HUN) (Suzuki Swift 1.6)

Theoretische Bestzeit: 2:15.454

| Lap | D | Time | S1 | S2 | S3 | Lap | D | Time | S1 | S2 | S3 |
|-----|---|-----------------|--------|---------------|---------------|-----|---|----------|---------------|--------|--------|
| 1 | 1 | 3:17.486 | | 53.762 | 38.314 | 3 | 1 | 2:15.912 | 49.666 | 48.606 | 37.640 |
| 2 | 1 | 2:15.823 | 50.035 | 48.342 | 37.446 | | | | | | |