

TRUCK RACE OF HUNGARY

Hungaroring, length 4381 m

21 - 23 June 2019

FIA European Truck Racing Championship

Lap Analysis Race 4,

FIA-Visa.No.: 2ETRC-HUN 19.06.2019

1 Jochen HAHN , IVECO / DEU

Theoretische Bestzeit: 2:20.46

Lap	Time	S1	S2	S3	Lap	Time	S1	S2	S3
1	2:30.217	56.129	53.800	40.288	7	2:20.714	50.010	51.922	38.782
2	2:23.391	51.475	52.470	39.446	8	2:20.499	50.047	51.767	38.685
3	2:23.492	50.887	52.984	39.621	9	2:20.957	50.131	52.023	38.803
4	2:23.488	50.656	53.218	39.614	10	2:21.042	50.195	52.002	38.845
5	2:23.735	50.969	53.115	39.651	11	2:22.072	50.392	52.010	39.670
6	2:22.961	51.523	52.604	38.834					

5 Norbert KISS , MERCEDES BENZ / HUN

Theoretische Bestzeit: 2:21.63

Lap	Time	S1	S2	S3	Lap	Time	S1	S2	S3
1	2:29.765	56.132	53.311	40.322	7	2:24.124	50.987	53.405	39.732
2	2:24.753	52.187	53.124	39.442	8	2:22.665	50.968	52.291	39.406
3	2:23.411	50.555	52.700	40.156	9	2:21.632	50.399	51.889	39.344
4	2:23.293	50.858	52.669	39.766	10	2:22.021	50.506	52.103	39.412
5	2:23.776	50.959	52.842	39.975	11	2:22.191	50.496	52.144	39.551
6	2:25.337	51.713	53.834	39.790					

7 Jamie ANDERSON , MAN / GBR

Theoretische Bestzeit: 2:22.85

Lap	Time	S1	S2	S3	Lap	Time	S1	S2	S3
1	2:28.569	54.471	52.540	41.558	7	2:24.794	50.991	53.491	40.312
2	2:24.002	52.075	52.437	39.490	8	2:24.623	50.927	52.611	41.085
3	2:23.329	50.981	52.802	39.546	9	2:25.471	51.129	54.205	40.137
4	2:23.611	51.086	52.983	39.542	10	2:26.693	51.484	54.993	40.216
5	2:23.800	51.011	53.048	39.741	11	2:25.626	51.218	53.877	40.531
6	2:26.690	52.165	54.371	40.154					

11 Andre KURSIM , IVECO / DEU

Theoretische Bestzeit: 2:20.88

Lap	Time	S1	S2	S3	Lap	Time	S1	S2	S3
1	2:27.331	54.792	52.391	40.148	7	2:21.925	50.677	51.943	39.305
2	2:20.968	50.069	51.839	39.060	8	2:22.008	50.401	52.072	39.535
3	2:21.386	50.350	51.751	39.285	9	2:22.034	50.444	52.119	39.471
4	2:21.545	50.301	51.854	39.390	10	2:22.315	50.342	52.262	39.711
5	2:21.769	50.336	52.093	39.340	11	2:22.432	50.478	52.369	39.585
6	2:22.106	50.445	52.260	39.401					

14 José J.RODRIGUES , MAN / PRT

Theoretische Bestzeit: 2:22.41

Lap	Time	S1	S2	S3	Lap	Time	S1	S2	S3
1	2:32.394	56.961	53.819	41.614	7	2:23.905	50.803	53.319	39.783
2	2:23.899	51.482	52.533	39.884	8	2:24.237	50.991	52.873	40.373
3	2:22.637	50.665	52.119	39.853	9	2:25.596	51.003	54.220	40.373
4	2:23.395	50.851	52.720	39.824	10	2:26.424	51.157	55.149	40.118
5	2:23.702	50.777	52.924	40.001	11	2:25.791	51.287	54.033	40.471
6	2:25.750	51.044	55.075	39.631					

19 Dominique ORSINI , MERCEDES BENZ / FRA

Theoretische Bestzeit: 2:27.93

Lap	Time	S1	S2	S3	Lap	Time	S1	S2	S3
1	2:38.316	59.969	56.495	41.852	6	2:44.297	1:07.969	54.938	41.390
2	2:28.283	52.823	54.487	40.973	7	2:30.436	52.757	55.582	42.097
3	2:28.533	52.728	54.767	41.038	8	2:30.571	53.102	55.898	41.571
4	2:28.693	52.642	54.318	41.733	9	2:36.536	53.740	56.342	
5	2:32.776	53.917	54.566		10	2:47.868	1:10.391	55.515	41.962

22 Oliver JANES , FREIGHTLINER / GBR

Theoretische Bestzeit: 2:22.63

Lap	Time	S1	S2	S3	Lap	Time	S1	S2	S3
1	2:33.924	58.568	54.844	40.512	7	2:24.550	51.165	53.215	40.170
2	2:24.245	51.947	52.527	39.771	8	2:24.787	51.531	53.135	40.121
3	2:22.630	50.661	52.364	39.605	9	2:24.130	50.888	53.181	40.061
4	2:23.552	50.762	52.831	39.959	10	2:26.794	51.390	54.715	40.689
5	2:23.606	51.006	52.757	39.843	11	2:25.296	51.246	53.723	40.327
6	2:24.508	51.042	53.440	40.026					



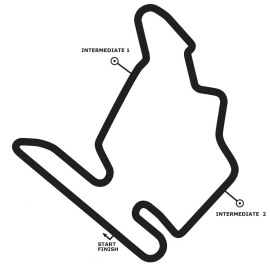
TRUCK RACE OF HUNGARY

Hungaroring, length 4381 m

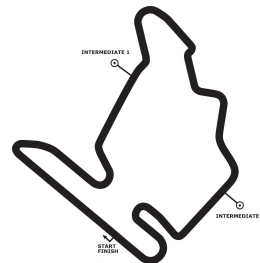
21 - 23 June 2019

FIA European Truck Racing Championship

Lap Analysis Race 4,



FIA-Visa.No.: 2ETRC-HUN 19.06.2019



TRUCK RACE OF HUNGARY

Hungaroring, length 4381 m

21 - 23 June 2019

FIA European Truck Racing Championship

Lap Analysis Race 4,

FIA-Visa.No.: 2ETRC-HUN 19.06.2019

23 Antonio ALBACETE , MAN / ESP

Theoretische Bestzeit: 2:20.39

Lap	Time	S1	S2	S3	Lap	Time	S1	S2	S3
1	2:29.044	55.620	52.994	40.430	7	2:20.502	49.969	51.532	39.001
2	2:24.088	51.920	52.721	39.447	8	2:21.012	50.119	51.945	38.948
3	2:23.106	50.708	52.990	39.408	9	2:21.024	50.207	51.758	39.059
4	2:23.623	51.066	53.169	39.388	10	2:21.831	50.397	52.271	39.163
5	2:23.756	50.962	53.241	39.553	11	2:21.521	50.227	52.017	39.277
6	2:22.007	51.578	51.536	38.893					

24 Fabio CITIGNOLA , MERCEDES BENZ / DEU

Theoretische Bestzeit: 2:24.93

Lap	Time	S1	S2	S3	Lap	Time	S1	S2	S3
1	2:33.825	57.892	55.117	40.816	7	2:25.100	51.592	53.480	40.028
2	2:27.282	52.308	53.730	41.244	8	2:26.009	52.288	53.446	40.275
3	2:25.661	51.801	53.545	40.315	9	2:25.227	51.745	53.388	40.094
4	2:29.255	51.842	53.722		10	2:25.632	51.543	53.797	40.292
5	2:42.256	1:07.928	54.014	40.314	11	2:25.996	51.515	53.922	40.559
6	2:25.542	51.557	53.536	40.449					

30 Sascha LENZ , MAN / DEU

Theoretische Bestzeit: 2:21.86

Lap	Time	S1	S2	S3	Lap	Time	S1	S2	S3
1	2:31.103	57.630	53.496	39.977	7	2:24.400	50.983	53.580	39.837
2	2:23.873	51.189	53.109	39.575	8	2:22.990	50.920	52.813	39.257
3	2:23.269	50.659	52.593	40.017	9	2:21.888	50.047	52.619	39.222
4	2:23.295	50.874	52.834	39.587	10	2:22.469	50.162	53.017	39.290
5	2:23.798	50.982	52.953	39.863	11	2:23.003	50.310	53.123	39.570
6	2:25.482	51.418	54.755	39.309					

37 Terry GIBBON , MAN / GBR

Theoretische Bestzeit: 2:22.93

Lap	Time	S1	S2	S3	Lap	Time	S1	S2	S3
1	2:32.206	57.387	54.942	39.877	4	2:23.268	50.840	52.773	39.655
2	2:24.021	51.260	52.488	40.273	5	2:23.702	50.878	53.018	39.806
3	2:23.417	51.250	52.562	39.605	6	2:51.258	51.255	57.019	

38 Eduardo E.RODRIGUES , MAN / PRT

Theoretische Bestzeit: 2:25.23

Lap	Time	S1	S2	S3	Lap	Time	S1	S2	S3
1	2:36.945	59.349	56.525	41.071	7	2:25.430	51.761	53.743	39.926
2	2:27.312	52.399	54.604	40.309	8	2:26.221	51.728	53.996	40.497
3	2:26.685	51.857	54.309	40.519	9	2:26.549	52.361	53.814	40.374
4	2:27.208	52.223	54.416	40.569	10	2:28.239	52.010	55.923	40.306
5	2:27.127	52.286	54.057	40.784	11	2:27.051	51.862	54.550	40.639
6	2:26.790	51.563	54.473	40.754					

44 Stephanie HALM , IVECO / DEU

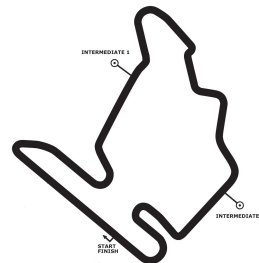
Theoretische Bestzeit: 2:21.11

Lap	Time	S1	S2	S3	Lap	Time	S1	S2	S3
1	2:29.387	55.902	53.073	40.412	7	2:21.467	50.124	52.188	39.155
2	2:23.999	51.937	52.560	39.502	8	2:21.219	50.226	51.985	39.008
3	2:23.276	50.882	52.823	39.571	9	2:21.567	50.394	52.137	39.036
4	2:23.552	50.864	53.132	39.556	10	2:21.721	50.211	52.321	39.189
5	2:23.792	50.921	53.321	39.550	11	2:22.159	50.200	52.577	39.382
6	2:24.166	51.553	53.482	39.131					

64 Luis RECUENCO , MAN / ESP

Theoretische Bestzeit: 2:22.21

Lap	Time	S1	S2	S3	Lap	Time	S1	S2	S3
1	2:34.498	58.281	55.759	40.458	7	2:24.078	51.050	53.315	39.713
2	2:25.791	52.097	53.548	40.146	8	2:25.988	50.655	53.545	41.788
3	2:22.213	50.364	52.328	39.521	9	2:23.544	50.910	52.807	39.827
4	2:23.577	50.947	52.941	39.689	10	2:25.082	50.692	53.401	40.989
5	2:23.097	50.581	52.733	39.783	11	2:25.450	51.288	53.557	40.605
6	2:25.472	50.726	55.022	39.724					



TRUCK RACE OF HUNGARY

Hungaroring, length 4381 m

21 - 23 June 2019

FIA European Truck Racing Championship

Lap Analysis Race 4,

FIA-Visa.No.: 2ETRC-HUN 19.06.2019

77 Rene REINERT , IVECO / DEU

Theoretische Bestzeit: 2:20.84

Lap	Time	S1	S2	S3	Lap	Time	S1	S2	S3
1	2:28.768	55.051	52.768	40.949	7	2:21.932	50.323	52.261	39.348
2	2:21.299	50.622	51.678	38.999	8	2:21.805	50.318	52.211	39.276
3	2:22.536	50.164	51.938	40.434	9	2:22.260	50.425	52.318	39.517
4	2:21.219	50.337	51.774	39.108	10	2:22.209	50.473	52.306	39.430
5	2:21.681	50.398	52.104	39.179	11	2:22.853	50.519	52.760	39.574
6	2:21.775	50.382	52.122	39.271					