

# TRUCK RACE OF HUNGARY

Hungaroring, length 4381 m

21 - 23 June 2019

FIA European Truck Racing Championship

## Lap Analysis Race 2,

FIA-Visa.No.: 2ETRC-HUN 19.06.2019

### 1 Jochen HAHN , IVECO / DEU

Theoretische Bestzeit: 2:21.55

Lap	Time	S1	S2	S3	Lap	Time	S1	S2	S3
1	2:27.311	55.682	52.209	39.420	7	2:23.607	50.649	53.320	39.638
2	2:22.230	50.783	52.480	38.967	8	2:22.737	51.201	52.255	39.281
3	2:22.143	50.517	52.393	39.233	9	2:22.860	50.679	52.467	39.714
4	<b>2:21.872</b>	50.449	52.461	<b>38.962</b>	10	2:24.392	50.790	53.832	39.770
5	2:22.000	<b>50.382</b>	<b>52.207</b>	39.411	11	2:22.895	50.875	52.506	39.514
6	2:22.544	50.910	52.462	39.172					

### 5 Norbert KISS , MERCEDES BENZ / HUN

Theoretische Bestzeit: 2:21.69

Lap	Time	S1	S2	S3	Lap	Time	S1	S2	S3
1	2:26.602	54.636	52.155	39.811	7	2:23.498	50.815	53.004	39.679
2	2:22.118	50.779	51.919	39.420	8	2:22.616	51.107	51.953	39.556
3	<b>2:21.727</b>	<b>50.593</b>	51.875	<b>39.259</b>	9	2:22.982	50.911	52.180	39.891
4	2:22.346	50.788	<b>51.847</b>	39.711	10	2:24.356	50.732	53.837	39.787
5	2:22.514	50.600	52.247	39.667	11	2:22.856	51.050	52.133	39.673
6	2:22.544	50.934	52.091	39.519					

### 7 Jamie ANDERSON , MAN / GBR

Theoretische Bestzeit: 2:22.73

Lap	Time	S1	S2	S3	Lap	Time	S1	S2	S3
1	2:33.451	58.630	54.729	40.092	7	2:27.065	51.073	52.815	
2	2:24.431	50.956	53.165	40.310	8	2:38.210	1:05.838	<b>52.548</b>	39.824
3	2:24.644	51.222	53.229	40.193	9	2:23.513	51.217	52.731	<b>39.565</b>
4	2:25.702	50.983	53.217	41.502	10	2:23.793	51.076	52.834	39.883
5	<b>2:23.165</b>	<b>50.617</b>	52.819	39.729	11	2:23.972	51.121	52.902	39.949
6	2:23.761	50.868	53.100	39.793					

### 11 Andre KURSIM , IVECO / DEU

Theoretische Bestzeit: 2:21.73

Lap	Time	S1	S2	S3	Lap	Time	S1	S2	S3
1	2:25.621	54.231	52.245	39.145	7	2:22.823	50.841	52.320	39.662
2	2:22.008	<b>50.641</b>	52.087	39.280	8	2:22.929	50.967	52.547	39.415
3	<b>2:21.845</b>	50.748	<b>51.972</b>	<b>39.125</b>	9	2:23.550	50.876	52.860	39.814
4	2:22.542	50.809	52.161	39.572	10	2:23.323	50.901	52.771	39.651
5	2:22.788	50.898	52.430	39.460	11	2:23.682	51.001	52.966	39.715
6	2:22.388	50.792	52.259	39.337					

### 14 José J.RODRIGUES , MAN / PRT

Theoretische Bestzeit: 2:22.09

Lap	Time	S1	S2	S3	Lap	Time	S1	S2	S3
1	2:28.603	55.984	53.068	39.551	7	2:23.839	50.755	52.950	40.134
2	<b>2:22.091</b>	<b>50.482</b>	<b>52.282</b>	<b>39.327</b>	8	2:24.204	51.075	52.806	40.323
3	2:23.944	51.037	52.723	40.184	9	2:23.163	50.606	52.509	40.048
4	2:23.882	51.274	52.727	39.881	10	2:24.239	50.897	53.202	40.140
5	2:23.383	50.679	52.593	40.111	11	2:24.247	50.857	53.089	40.301
6	2:24.000	50.927	52.957	40.116					

### 19 Dominique ORSINI , MERCEDES BENZ / FRA

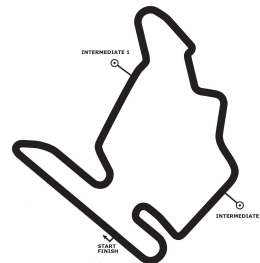
Theoretische Bestzeit: 2:29.95

Lap	Time	S1	S2	S3	Lap	Time	S1	S2	S3
1	2:37.936	1:00.257	55.783	<b>41.896</b>	5	2:31.962	53.782	55.038	43.142
2	2:31.241	53.829	<b>54.937</b>	42.475	6	2:32.047	53.420	56.131	42.496
3	2:32.375	54.179	55.958	42.238	7	2:31.290	53.167	55.794	42.329
4	<b>2:31.052</b>	<b>53.126</b>	55.606	42.320	8	2:31.340	53.784	55.356	42.200

### 22 Oliver JANES , FREIGHTLINER / GBR

Theoretische Bestzeit: 2:23.24

Lap	Time	S1	S2	S3	Lap	Time	S1	S2	S3
1	2:32.666	57.087	55.366	40.213	7	2:24.243	51.057	52.991	40.195
2	2:24.671	51.032	53.547	40.092	8	2:24.024	50.895	53.271	39.858
3	2:24.449	51.215	53.343	39.891	9	2:23.390	50.816	52.787	39.787
4	2:26.558	51.107	53.521	41.930	10	2:23.630	51.043	52.881	<b>39.706</b>
5	2:24.887	51.140	53.317	40.430	11	<b>2:23.355</b>	50.862	<b>52.750</b>	39.743
6	2:23.913	<b>50.789</b>	53.298	39.826					



# TRUCK RACE OF HUNGARY

Hungaroring, length 4381 m

21 - 23 June 2019

FIA European Truck Racing Championship

## Lap Analysis Race 2,

FIA-Visa.No.: 2ETRC-HUN 19.06.2019

### 23 Antonio ALBACETE , MAN / ESP

Theoretische Bestzeit: 2:21.78

Lap	Time	S1	S2	S3	Lap	Time	S1	S2	S3
1	2:26.961	55.394	52.181	39.386	7	2:23.416	50.689	53.133	39.594
2	2:22.318	50.924	52.230	39.164	8	2:22.912	50.852	52.687	39.373
3	<b>2:21.967</b>	50.587	52.219	<b>39.161</b>	9	2:22.783	50.584	52.518	39.681
4	2:22.902	<b>50.521</b>	52.396	39.985	10	2:24.243	51.063	53.277	39.903
5	2:22.386	50.757	<b>52.104</b>	39.525	11	2:23.107	50.856	52.645	39.606
6	2:22.356	50.538	52.422	39.396					

### 24 Fabio CITIGNOLA , MERCEDES BENZ / DEU

Theoretische Bestzeit: 2:24.52

Lap	Time	S1	S2	S3	Lap	Time	S1	S2	S3
1	2:34.145	58.308	54.889	40.948	7	2:25.263	51.737	53.407	40.119
2	2:25.223	51.558	53.451	40.214	8	<b>2:24.606</b>	<b>51.365</b>	53.251	<b>39.990</b>
3	2:25.071	51.579	<b>53.171</b>	40.321	9	2:25.473	51.567	53.700	40.206
4	2:25.055	51.470	53.183	40.402	10	2:25.756	51.861	53.545	40.350
5	2:25.060	51.629	53.246	40.185	11	2:25.357	51.681	53.415	40.261
6	2:25.188	51.603	53.183	40.402					

### 30 Sascha LENZ , MAN / DEU

Theoretische Bestzeit: 2:20.73

Lap	Time	S1	S2	S3	Lap	Time	S1	S2	S3
1	2:23.427	52.876	<b>51.700</b>	<b>38.851</b>	7	2:21.945	50.466	52.306	39.173
2	<b>2:21.022</b>	50.197	51.873	38.952	8	2:22.299	50.347	52.512	39.440
3	2:21.431	<b>50.185</b>	52.128	39.118	9	2:22.478	50.508	52.602	39.368
4	2:21.557	50.284	52.244	39.029	10	2:22.651	50.354	52.781	39.516
5	2:21.611	50.253	52.379	38.979	11	2:23.688	50.398	52.887	40.403
6	2:21.832	50.286	52.417	39.129					

### 37 Terry GIBBON , MAN / GBR

Theoretische Bestzeit: 2:22.86

Lap	Time	S1	S2	S3	Lap	Time	S1	S2	S3
1	2:31.551	58.083	53.780	39.688	7	2:23.319	50.801	52.921	39.597
2	<b>2:23.042</b>	50.952	<b>52.674</b>	<b>39.416</b>	8	2:23.522	50.816	53.287	39.419
3	2:23.557	<b>50.777</b>	53.186	39.594	9	2:23.714	51.319	52.838	39.557
4	2:23.562	51.333	52.719	39.510	10	2:23.798	51.007	53.033	39.758
5	2:23.902	50.781	53.100	40.021	11	2:24.430	51.246	53.368	39.816
6	2:23.667	51.209	53.007	39.451					

### 38 Eduardo E.RODRIGUES , MAN / PRT

Theoretische Bestzeit: 2:25.95

Lap	Time	S1	S2	S3	Lap	Time	S1	S2	S3
1	2:35.273	59.469	55.194	40.610	7	2:28.127	52.891	53.918	41.318
2	2:27.252	52.471	53.909	40.872	8	2:28.596	52.302	54.859	41.435
3	<b>2:27.000</b>	<b>51.684</b>	54.694	40.622	9	2:30.094	53.148	54.813	42.133
4	2:27.315	52.193	54.579	<b>40.543</b>	10	2:28.284	52.701	54.422	41.161
5	2:27.849	52.501	54.352	40.996	11	2:28.163	53.002	54.615	40.546
6	2:27.309	52.034	<b>53.724</b>	41.551					

### 44 Stephanie HALM , IVECO / DEU

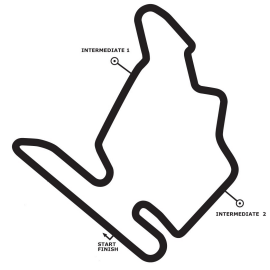
Theoretische Bestzeit: 2:21.64

Lap	Time	S1	S2	S3	Lap	Time	S1	S2	S3
1	2:25.096	53.789	<b>52.147</b>	39.160	7	2:22.739	50.568	52.726	39.445
2	<b>2:21.778</b>	<b>50.421</b>	52.278	<b>39.079</b>	8	2:23.020	50.724	52.687	39.609
3	2:21.958	50.562	52.151	39.245	9	2:23.421	50.701	52.932	39.788
4	2:22.098	50.550	52.297	39.251	10	2:23.312	50.774	52.855	39.683
5	2:22.496	50.506	52.594	39.396	11	2:23.939	51.120	53.227	39.592
6	2:22.551	50.600	52.529	39.422					

### 55 Adam LACKO , FREIGHTLINER / CZE

Theoretische Bestzeit: 2:21.73

Lap	Time	S1	S2	S3	Lap	Time	S1	S2	S3
1	2:29.560	57.682	52.773	<b>39.105</b>	7	2:22.214	50.330	52.583	39.301
2	<b>2:22.079</b>	50.424	<b>52.388</b>	39.267	8	2:22.684	50.408	52.819	39.457
3	2:23.083	50.321	52.811	39.951	9	2:22.971	50.399	52.975	39.597
4	2:22.495	50.521	52.592	39.382	10	2:23.243	50.606	52.942	39.695
5	2:22.383	<b>50.237</b>	52.697	39.449	11	2:23.196	50.660	52.906	39.630



# TRUCK RACE OF HUNGARY

Hungaroring, length 4381 m

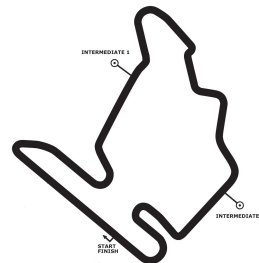
21 - 23 June 2019

FIA European Truck Racing Championship

## Lap Analysis Race 2,

FIA-Visa.No.: 2ETRC-HUN 19.06.2019

Lap	Time	S1	S2	S3	Lap	Time	S1	S2	S3
6	2:22.245	50.259	52.725	39.261					



# TRUCK RACE OF HUNGARY

Hungaroring, length 4381 m

21 - 23 June 2019

FIA European Truck Racing Championship

## Lap Analysis Race 2,

FIA-Visa.No.: 2ETRC-HUN 19.06.2019

### 64 Luis RECUENCO , MAN / ESP

Theoretische Bestzeit: 2:22.56

Lap	Time	S1	S2	S3	Lap	Time	S1	S2	S3
1	2:30.692	56.643	53.589	40.460	7	2:23.701	50.867	52.962	39.872
2	<b>2:23.163</b>	50.725	52.885	39.553	8	2:25.026	<b>50.523</b>	53.915	40.588
3	2:23.716	50.655	53.256	39.805	9	2:24.519	51.216	52.927	40.376
4	2:25.471	52.644	53.184	39.643	10	2:25.166	51.284	53.323	40.559
5	2:24.068	51.362	<b>52.574</b>	40.132	11	2:24.213	51.147	53.247	39.819
6	2:23.565	50.890	53.207	<b>39.468</b>					

### 77 Rene REINERT , IVECO / DEU

Theoretische Bestzeit: 2:21.20

Lap	Time	S1	S2	S3	Lap	Time	S1	S2	S3
1	2:24.592	53.399	<b>51.713</b>	39.480	7	2:22.891	50.716	52.716	39.459
2	<b>2:21.601</b>	50.646	51.819	<b>39.136</b>	8	2:22.903	50.769	52.530	39.604
3	2:21.854	<b>50.353</b>	52.186	39.315	9	2:23.611	50.819	52.885	39.907
4	2:21.950	50.555	52.162	39.233	10	2:23.046	50.501	52.501	40.044
5	2:22.705	50.778	52.643	39.284	11	2:23.822	51.138	53.029	39.655
6	2:22.619	50.681	52.374	39.564					