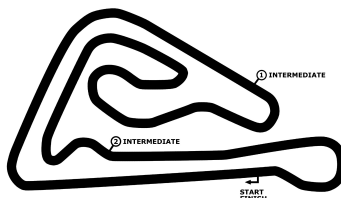


# OMV MAXXMOTION TRUCK RACE OF SLOVAKIA

Slovakia Ring, length 5922 m

05.-07. July 2019

Swift Cup Europe



## Lap Analysis Race 2,

### 110 Erich Weghofer (AUT) (Suzuki Swift 1.4 Turbo) Theoretische Bestzeit: 2:36.822

Lap	D	Time	S1	S2	S3	Lap	D	Time	S1	S2	S3
1	1	2:49.747	55.626	<b>1:14.401</b>	39.720	7	1	2:39.310	49.927	1:16.662	32.721
2	1	2:38.407	50.391	1:15.044	32.972	8	1	2:38.511	49.740	1:15.985	32.786
3	1	2:38.995	50.382	1:15.899	32.714	9	1	2:39.201	49.957	1:16.322	32.922
4	1	2:38.256	<b>49.723</b>	1:15.835	<b>32.698</b>	10	1	2:40.200	49.954	1:17.368	32.878
5	1	<b>2:38.151</b>	49.791	1:15.634	32.726	11	1	2:40.746	50.290	1:17.582	32.874
6	1	2:38.615	50.226	1:15.367	33.022						

### 112 Fabio Becvar (AUT) (Suzuki Swift 1.4 Turbo) Theoretische Bestzeit: 2:33.290

Lap	D	Time	S1	S2	S3	Lap	D	Time	S1	S2	S3
1	1	2:39.673	53.770	<b>1:13.834</b>	32.069	7	1	2:34.463	47.921	1:14.330	32.212
2	1	<b>2:34.258</b>	47.754	1:14.439	32.065	8	1	2:35.313	48.681	1:14.391	32.241
3	1	2:34.556	47.699	1:14.836	32.021	9	1	2:34.316	48.063	1:14.110	32.143
4	1	2:34.576	47.996	1:14.637	31.943	10	1	2:35.602	48.467	1:14.906	32.229
5	1	2:35.775	<b>47.542</b>	1:15.839	32.394	11	1	2:36.194	48.520	1:15.082	32.592
6	1	2:36.078	48.197	1:15.967	<b>31.914</b>						

### 114 Dominik Haselsteiner (AUT) (Suzuki Swift 1.4 Turbo) Theoretische Bestzeit: 2:32.669

Lap	D	Time	S1	S2	S3	Lap	D	Time	S1	S2	S3
1	1	2:43.284	55.469	1:13.830	33.985	7	1	2:34.783	48.055	1:14.366	32.362
2	1	<b>2:32.966</b>	48.115	<b>1:12.912</b>	31.939	8	1	2:34.111	48.721	1:13.514	31.876
3	1	2:33.552	48.074	1:13.661	<b>31.817</b>	9	1	2:35.050	48.683	1:14.386	31.981
4	1	2:35.499	48.394	1:15.256	31.849	10	1	2:35.314	49.236	1:13.852	32.226
5	1	2:34.399	48.643	1:13.891	31.865	11	1	2:34.645	48.854	1:13.667	32.124
6	1	2:34.714	<b>47.940</b>	1:14.748	32.026						

### 126 Max Wimmer (AUT) (Suzuki Swift 1.4 Turbo) Theoretische Bestzeit:

Lap	D	Time	S1	S2	S3	Lap	D	Time	S1	S2	S3
1	1	3:06.427	55.176	<b>1:13.694</b>							

### 130 Oliver Müller (AUT) (Suzuki Swift 1.4 Turbo) Theoretische Bestzeit: 2:32.778

Lap	D	Time	S1	S2	S3	Lap	D	Time	S1	S2	S3
1	1	2:39.895	54.267	1:13.564	32.064	7	1	2:33.834	47.732	1:13.916	32.186
2	1	2:34.907	48.015	1:14.894	31.998	8	1	2:33.877	47.965	1:13.354	32.558
3	1	2:33.929	47.832	1:14.061	32.036	9	1	2:34.128	47.869	1:14.085	32.174
4	1	2:34.627	48.748	1:14.065	<b>31.814</b>	10	1	2:34.235	48.236	1:13.949	32.050
5	1	2:33.649	<b>47.679</b>	1:14.015	31.955	11	1	2:34.793	48.555	1:14.007	32.231
6	1	<b>2:33.500</b>	48.290	<b>1:13.284</b>	31.925						

### 164 Martin Zellhofer (AUT) (Suzuki Swift 1.4 Turbo) Theoretische Bestzeit: 2:33.431

Lap	D	Time	S1	S2	S3	Lap	D	Time	S1	S2	S3
1	1	2:41.500	54.455	1:14.723	32.322	7	1	2:34.926	48.605	1:14.112	32.209
2	1	2:34.105	48.255	1:13.612	32.238	8	1	2:34.374	48.692	<b>1:13.604</b>	32.073
3	1	<b>2:33.754</b>	48.092	1:13.749	<b>31.913</b>	9	1	2:35.189	48.952	1:13.983	32.254
4	1	2:34.585	48.432	1:14.111	32.042	10	1	2:35.223	49.180	1:13.817	32.226
5	1	2:34.505	<b>47.909</b>	1:14.266	32.330	11	1	2:47.595	48.895	1:17.020	41.680
6	1	2:35.215	48.184	1:14.748	32.283						

### 188 Fabian Ohrfandl (AUT) (Suzuki Swift 1.4 Turbo) Theoretische Bestzeit: 2:34.725

Lap	D	Time	S1	S2	S3	Lap	D	Time	S1	S2	S3
1	1	2:48.089	58.668	1:16.502	32.919	7	1	2:35.963	48.941	1:14.715	32.307
2	1	2:35.774	48.855	1:14.467	32.452	8	1	2:35.863	48.863	1:14.599	32.401
3	1	2:35.755	48.913	1:14.338	32.504	9	1	2:35.901	48.900	1:14.670	32.331
4	1	2:35.682	48.767	1:14.679	32.236	10	1	2:36.438	49.088	1:14.938	32.412
5	1	2:35.446	<b>48.627</b>	1:14.241	32.578	11	1	<b>2:35.043</b>	48.701	1:14.178	<b>32.164</b>
6	1	2:35.462	49.030	<b>1:13.934</b>	32.498						

### 196 Daniel Lemmerhofer (AUT) (Suzuki Swift 1.4 Turbo) Theoretische Bestzeit: 2:36.848

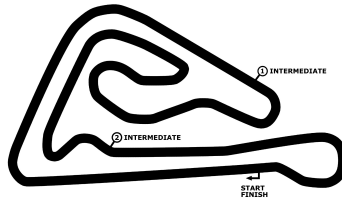
Lap	D	Time	S1	S2	S3	Lap	D	Time	S1	S2	S3
1	1	2:55.111	1:06.919	1:15.060	<b>33.132</b>	3	1	2:45.000	51.455	1:15.741	

# OMV MAXXMOTION TRUCK RACE OF SLOVAKIA

Slovakia Ring, length 5922 m

05.-07. July 2019

Swift Cup Europe



## Lap Analysis Race 2,

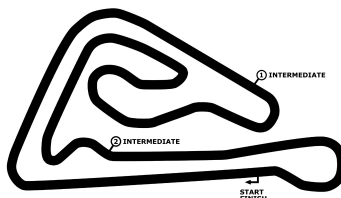
Lap	D	Time	S1	S2	S3	Lap	D	Time	S1	S2	S3
2	1	<b>2:37.932</b>	<b>49.346</b>	<b>1:14.376</b>	34.216	4	1	3:50.778	1:28.329	1:39.701	

# OMV MAXXMOTION TRUCK RACE OF SLOVAKIA

Slovakia Ring, length 5922 m

05.-07. July 2019

Swift Cup Europe



## Lap Analysis Race 2,

### 504 Róbert Kegyes (HUN) (Suzuki Swift 1.4 Turbo)

Theoretische Bestzeit: 2:33.144

Lap	D	Time	S1	S2	S3	Lap	D	Time	S1	S2	S3
1	1	2:38.777	53.696	<del>1:12.854</del>	32.227	7	1	2:35.014	48.601	1:14.272	32.141
2	1	2:34.238	48.704	1:13.410	32.124	8	1	2:34.582	48.784	1:13.767	32.031
3	1	<b>2:33.961</b>	48.745	1:13.174	32.042	9	1	2:34.567	<b>48.408</b>	1:14.015	32.144
4	1	2:38.052	48.834	1:17.336	<b>31.882</b>	10	1	2:35.210	48.652	1:14.549	32.009
5	1	2:34.344	48.658	1:13.779	31.907	11	1	2:36.324	48.883	1:14.555	32.886
6	1	2:35.951	48.854	1:15.056	32.041						

### 505 Balázs Hartmann (HUN) (Suzuki Swift 1.6)

Theoretische Bestzeit: 2:43.219

Lap	D	Time	S1	S2	S3	Lap	D	Time	S1	S2	S3
1	1	2:52.453	1:00.690	1:17.130	34.633	7	1	2:45.087	53.469	1:17.167	34.451
2	1	2:44.654	52.179	1:17.716	34.759	8	1	2:43.822	52.353	1:17.377	<b>34.092</b>
3	1	2:44.287	52.520	1:17.484	34.283	9	1	2:43.877	52.343	<b>1:17.111</b>	34.418
4	1	2:43.920	52.117	1:17.334	34.469	10	1	<b>2:43.774</b>	52.093	1:17.146	34.535
5	1	2:44.101	<b>52.011</b>	1:17.816	34.274	11	1	2:44.066	52.546	1:17.121	34.399
6	1	2:44.722	52.857	1:17.429	34.436						

### 507 Gergő Rác (HUN) (Suzuki Swift 1.6)

Theoretische Bestzeit: 2:41.542

Lap	D	Time	S1	S2	S3	Lap	D	Time	S1	S2	S3
1	1	2:50.067	59.228	1:16.985	<b>33.854</b>	2	1	<b>2:41.548</b>	<b>50.813</b>	<b>1:16.871</b>	33.860

### 521 Benjámín Nagy (HUN) (Suzuki Swift 1.6)

Theoretische Bestzeit: 2:41.151

Lap	D	Time	S1	S2	S3	Lap	D	Time	S1	S2	S3
1	1	2:50.404	1:00.080	<b>1:16.541</b>	33.776	7	1	2:43.442	52.226	1:17.083	34.133
2	1	<b>2:41.507</b>	<b>50.891</b>	1:16.904	<b>33.712</b>	8	1	2:43.117	52.189	1:16.855	34.073
3	1	2:42.942	50.967	1:18.073	33.902	9	1	2:43.439	52.290	1:16.895	34.254
4	1	2:42.716	51.886	1:16.820	34.010	10	1	2:43.135	52.131	1:16.780	34.224
5	1	2:42.912	51.833	1:16.976	34.103	11	1	2:42.810	51.924	1:16.732	34.154
6	1	2:43.196	52.089	1:16.954	34.153						

### 531 Balázs Körmöczi (HUN) (Suzuki Swift 1.6)

Theoretische Bestzeit: 2:41.012

Lap	D	Time	S1	S2	S3	Lap	D	Time	S1	S2	S3
1	1	2:48.896	58.258	1:16.498	34.140	7	1	2:42.029	51.467	1:16.549	34.013
2	1	2:41.536	51.469	1:16.199	33.868	8	1	2:42.353	51.563	1:16.883	33.907
3	1	<b>2:41.099</b>	51.069	<b>1:16.141</b>	33.884	9	1	2:42.278	51.793	1:16.472	34.013
4	1	2:41.758	51.372	1:16.429	33.957	10	1	2:43.644	53.019	1:16.805	<b>33.820</b>
5	1	2:41.763	51.235	1:16.517	34.011	11	1	2:42.843	<b>51.046</b>	1:16.913	34.884
6	1	2:41.773	51.350	1:16.455	33.968						

### 532 Gergő Körmöczi (HUN) (Suzuki Swift 1.6)

Theoretische Bestzeit: 2:41.227

Lap	D	Time	S1	S2	S3	Lap	D	Time	S1	S2	S3
1	1	2:50.749	1:00.053	1:16.825	33.871	7	1	2:44.896	53.476	1:17.076	34.344
2	1	<b>2:41.514</b>	<b>50.642</b>	1:17.038	<b>33.834</b>	8	1	2:43.959	52.805	1:16.983	34.171
3	1	2:47.605	50.885	1:22.273	34.447	9	1	2:43.805	52.714	1:16.754	34.337
4	1	2:44.613	53.085	1:17.144	34.384	10	1	2:43.507	52.488	<b>1:16.751</b>	34.268
5	1	2:44.476	52.816	1:17.354	34.306	11	1	2:44.033	52.551	1:17.178	34.304
6	1	2:44.821	53.303	1:17.003	34.515						

### 540 Jan Antoszewski (POL) (Suzuki Swift 1.4 Turbo)

Theoretische Bestzeit: 2:32.525

Lap	D	Time	S1	S2	S3	Lap	D	Time	S1	S2	S3
1	1	2:40.662	54.595	1:14.150	31.917	7	1	2:33.233	48.097	1:13.088	32.048
2	1	2:33.768	48.242	1:13.531	31.995	8	1	2:33.812	48.062	1:13.375	32.375
3	1	2:34.714	48.338	1:14.402	31.974	9	1	2:33.705	48.281	1:13.279	32.145
4	1	2:33.252	48.044	1:13.439	<b>31.769</b>	10	1	2:33.336	48.184	1:13.052	32.100
5	1	2:33.193	<b>47.912</b>	1:13.479	31.802	11	1	<b>2:32.795</b>	47.974	<b>1:12.844</b>	31.977
6	1	2:33.557	48.358	1:13.261	31.938						

### 546 Ádám Lengyel (HUN) (Suzuki Swift 1.4 Turbo)

Theoretische Bestzeit: 2:33.160

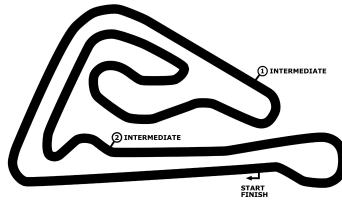
Lap	D	Time	S1	S2	S3	Lap	D	Time	S1	S2	S3
1	1	2:40.194	54.777	1:13.368	32.049	7	1	2:33.595	48.209	1:13.348	32.038

# OMV MAXXMOTION TRUCK RACE OF SLOVAKIA

Slovakia Ring, length 5922 m

05.-07. July 2019

Swift Cup Europe



## Lap Analysis Race 2,

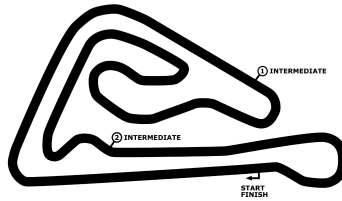
Lap	D	Time	S1	S2	S3	Lap	D	Time	S1	S2	S3
2	1	2:34.003	48.667	1:13.456	<b>31.880</b>	8	1	2:34.304	48.739	1:13.341	32.224
3	1	<b>2:33.484</b>	<b>48.075</b>	1:13.375	32.034	9	1	2:34.167	48.503	1:13.512	32.152
4	1	2:33.959	48.405	<b>1:13.201</b>	32.349	10	1	2:34.345	48.850	1:13.285	32.210
5	1	2:33.579	48.466	1:13.230	31.883	11	1	2:34.480	48.894	1:13.422	32.164
6	1	2:34.528	48.728	1:13.762	32.038						

# OMV MAXXMOTION TRUCK RACE OF SLOVAKIA

Slovakia Ring, length 5922 m

05.-07. July 2019

Swift Cup Europe



## Lap Analysis Race 2,

### 548 Molnar Bendeguz () (Suzuki Swift 1.4 Turbo)

Theoretische Bestzeit: 2:32.319

Lap	D	Time	S1	S2	S3	Lap	D	Time	S1	S2	S3
1	1	2:42.965	55.220	1:14.349	33.396	7	1	2:32.871	48.061	1:13.007	31.803
2	1	<b>2:32.474</b>	47.821	<b>1:12.864</b>	31.789	8	1	2:32.832	48.093	1:12.931	31.808
3	1	2:33.318	<b>47.759</b>	1:13.789	31.770	9	1	2:33.003	48.080	1:12.999	31.924
4	1	2:33.167	47.963	1:13.508	<b>31.696</b>	10	1	2:33.287	48.190	1:13.128	31.969
5	1	2:32.798	47.836	1:13.173	31.789	11	1	2:32.996	48.078	1:12.970	31.948
6	1	2:32.785	48.027	1:12.941	31.817						

### 587 Maciej Banas (POL) (Suzuki Swift 1.6)

Theoretische Bestzeit: 2:40.972

Lap	D	Time	S1	S2	S3	Lap	D	Time	S1	S2	S3
1	1	2:49.541	58.457	1:16.702	34.382	7	1	2:42.446	51.490	1:16.821	34.135
2	1	<b>2:41.051</b>	51.097	<b>1:16.174</b>	<b>33.782</b>	8	1	2:42.558	51.540	1:16.931	34.087
3	1	2:41.221	51.104	1:16.290	33.827	9	1	2:42.784	51.654	1:16.840	34.290
4	1	2:41.662	51.308	1:16.529	33.825	10	1	2:42.858	51.759	1:16.891	34.208
5	1	2:42.105	<b>51.018</b>	1:17.057	34.030	11	1	2:42.949	51.513	1:17.164	34.272
6	1	2:41.890	51.334	1:16.615	33.941						

### 588 Gábor Forrai (HUN) (Suzuki Swift 1.6)

Theoretische Bestzeit: 2:40.909

Lap	D	Time	S1	S2	S3	Lap	D	Time	S1	S2	S3
1	1	2:49.808	58.774	1:16.985	34.049	7	1	2:41.987	51.420	1:16.676	33.891
2	1	<b>2:41.061</b>	50.998	<b>1:16.394</b>	33.670	8	1	2:42.331	51.431	1:17.113	33.787
3	1	2:41.251	<b>50.882</b>	1:16.735	<b>33.634</b>	9	1	2:42.321	52.024	1:16.500	33.797
4	1	2:41.674	51.337	1:16.637	33.700	10	1	2:43.053	52.662	1:16.594	33.797
5	1	2:41.431	51.052	1:16.438	33.941	11	1	2:41.736	51.295	1:16.645	33.796
6	1	2:41.835	51.328	1:16.709	33.798						