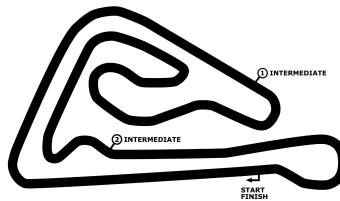


# OMV MAXXMOTION TRUCK RACE OF SLOVAKIA

Slovakia Ring, length 5922 m

05.-07. July 2019

Swift Cup Europe



## Lap Analysis Race 1,

### 110 Erich Weghofer (AUT) (Suzuki Swift 1.4 Turbo) Theoretische Bestzeit: 2:35.085

Lap	D	Time	S1	S2	S3	Lap	D	Time	S1	S2	S3
1	1	2:42.890	55.833	1:14.832	32.225	6	1	<b>2:35.446</b>	48.772	<b>1:14.451</b>	32.223
2	1	2:41.512	<b>48.697</b>	1:14.869	37.946	7	1	2:36.464	49.440	1:14.710	32.314
3	1	4:18.464	1:17.991	1:55.958	1:04.515	8	1	2:36.920	49.819	1:14.744	32.357
4	1	5:04.230	1:52.224	2:07.419	1:04.587	9	1	2:35.682	49.033	1:14.712	<b>31.937</b>
5	1	4:28.673	1:51.249	1:42.129	55.295						

### 112 Fabio Becvar (AUT) (Suzuki Swift 1.4 Turbo) Theoretische Bestzeit: 2:34.522

Lap	D	Time	S1	S2	S3	Lap	D	Time	S1	S2	S3
1	1	2:41.321	54.556	1:14.826	<b>31.939</b>	6	1	2:34.914	48.509	<b>1:14.341</b>	32.059
2	1	2:40.060	48.530	1:14.647	36.883	7	1	<b>2:34.844</b>	<b>48.237</b>	1:14.592	32.015
3	1	4:18.513	1:17.317	1:57.487	1:03.709	8	1	2:35.174	48.447	1:14.577	32.150
4	1	5:03.289	1:50.879	2:09.244	1:03.166	9	1	2:38.480	49.037	1:16.760	32.683
5	1	4:29.945	1:50.980	1:43.984	54.981						

### 114 Dominik Haselsteiner (AUT) (Suzuki Swift 1.4 Turbo) Theoretische Bestzeit: 2:33.742

Lap	D	Time	S1	S2	S3	Lap	D	Time	S1	S2	S3
1	1	2:58.892	59.371	1:18.338		6	1	2:36.111	48.784	1:15.236	32.091
2	1	3:17.221	1:27.139	1:16.355	33.727	7	1	2:35.049	48.973	1:14.035	<b>32.041</b>
3	1	3:34.257	54.939	1:32.667	1:06.651	8	1	2:34.529	48.752	<b>1:13.701</b>	32.070
4	1	5:04.318	1:56.468	2:02.851	1:04.999	9	1	<b>2:34.224</b>	<b>47.994</b>	1:14.071	32.159
5	1	4:26.055	1:51.543	1:39.077	55.435						

### 117 Günther Wiesmeier (AUT) (Suzuki Swift 1.4 Turbo) Theoretische Bestzeit: 2:37.874

Lap	D	Time	S1	S2	S3	Lap	D	Time	S1	S2	S3
1	1	2:42.315	55.385	1:14.907	<b>32.023</b>	4	1	5:03.316	1:51.208	2:06.622	1:05.486
2	1	<b>2:42.607</b>	<b>51.036</b>	<b>1:14.811</b>	36.756	5	1	4:54.437	1:51.092	2:02.573	
3	1	4:19.971	1:18.767	1:55.189	1:06.015						

### 126 Max Wimmer (AUT) (Suzuki Swift 1.4 Turbo) Theoretische Bestzeit: 2:33.299

Lap	D	Time	S1	S2	S3	Lap	D	Time	S1	S2	S3
1	1	2:39.571	53.275	1:14.542	<b>31.754</b>	6	1	2:33.689	48.048	<b>1:13.591</b>	32.044
2	1	2:39.224	47.979	1:13.750	37.495	7	1	2:33.974	48.223	1:13.818	31.933
3	1	4:18.604	1:16.614	1:58.436	1:03.554	8	1	2:33.881	47.979	1:13.805	32.097
4	1	5:02.861	1:48.641	2:11.154	1:03.066	9	1	<b>2:33.514</b>	<b>47.948</b>	1:13.605	31.961
5	1	4:32.032	1:51.219	1:44.430	56.383						

### 130 Oliver Müller (AUT) (Suzuki Swift 1.4 Turbo) Theoretische Bestzeit: 2:34.058

Lap	D	Time	S1	S2	S3	Lap	D	Time	S1	S2	S3
1	1	2:40.781	54.286	1:14.331	32.164	6	1	<b>2:34.259</b>	48.450	<b>1:13.871</b>	<b>31.937</b>
2	1	2:39.751	48.522	1:14.059	37.170	7	1	2:34.644	48.432	1:14.022	32.190
3	1	4:18.436	1:17.069	1:57.753	1:03.614	8	1	2:35.358	48.715	1:14.445	32.198
4	1	5:03.154	1:50.594	2:09.491	1:03.069	9	1	2:34.706	<b>48.249</b>	1:14.315	32.142
5	1	4:30.772	1:51.156	1:43.857	55.759						

### 164 Martin Zellhofer (AUT) (Suzuki Swift 1.4 Turbo) Theoretische Bestzeit: 2:34.584

Lap	D	Time	S1	S2	S3	Lap	D	Time	S1	S2	S3
1	1	2:41.107	54.606	1:14.394	<b>32.107</b>	6	1	<b>2:34.805</b>	48.214	<b>1:14.311</b>	32.276
2	1	2:41.699	49.310	1:14.429	37.960	7	1	2:34.898	<b>48.162</b>	1:14.401	32.335
3	1	4:18.524	1:16.965	1:57.549	1:04.010	8	1	2:35.400	48.348	1:14.644	32.408
4	1	5:03.765	1:50.922	2:08.793	1:04.050	9	1	2:36.256	48.325	1:15.516	32.415
5	1	4:28.752	1:51.022	1:43.302	54.428						

### 188 Fabian Ohrfandl (AUT) (Suzuki Swift 1.4 Turbo) Theoretische Bestzeit:

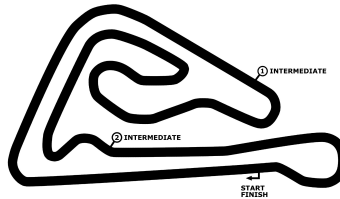
Lap	D	Time	S1	S2	S3	Lap	D	Time	S1	S2	S3
1	1	2:41.827	54.894	<b>1:15.041</b>	<b>31.884</b>						

# OMV MAXXMOTION TRUCK RACE OF SLOVAKIA

Slovakia Ring, length 5922 m

05.-07. July 2019

Swift Cup Europe



## Lap Analysis Race 1,

### 196 Daniel Lemmerhofer (AUT) (Suzuki Swift 1.4 Turbo)

Theoretische Bestzeit: 2:57.503

Lap	D	Time	S1	S2	S3	Lap	D	Time	S1	S2	S3
1	1	2:44.220	56.898	<b>1:14.95!</b>	<b>32.367</b>	2	1	3:24.220	<b>1:10.18!</b>	1:31.530	

### 504 Róbert Kegyes (HUN) (Suzuki Swift 1.4 Turbo)

Theoretische Bestzeit: 2:34.691

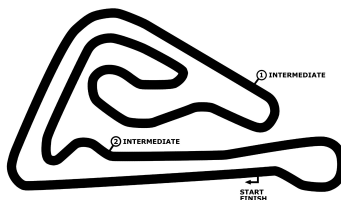
Lap	D	Time	S1	S2	S3	Lap	D	Time	S1	S2	S3
1	1	2:40.560	54.242	<b>1:14.17!</b>	32.148	6	1	<b>2:35.160</b>	<b>48.446</b>	1:14.639	<b>32.075</b>
2	1	2:43.425	49.640	1:15.565	38.220	7	1	2:35.734	49.017	1:14.545	32.172
3	1	4:18.268	1:17.035	1:56.935	1:04.298	8	1	2:35.805	48.784	1:14.754	32.267
4	1	5:04.058	1:51.799	2:07.699	1:04.560	9	1	2:36.922	48.896	1:15.706	32.320
5	1	4:28.426	1:51.425	1:42.396	54.605						

# OMV MAXXMOTION TRUCK RACE OF SLOVAKIA

Slovakia Ring, length 5922 m

05.-07. July 2019

Swift Cup Europe



## Lap Analysis Race 1,

### 505 Balázs Hartmann (HUN) (Suzuki Swift 1.6)

Theoretische Bestzeit: 2:44.369

Lap	D	Time	S1	S2	S3	Lap	D	Time	S1	S2	S3
1	1	2:52.370	1:00.549	<b>1:17.58</b>	<b>34.232</b>	6	1	<b>2:45.679</b>	52.557	1:18.204	34.918
2	1	2:47.534	52.691	1:18.687	36.156	7	1	2:46.704	53.093	1:18.811	34.800
3	1	4:09.470	1:13.430	1:49.670	1:06.370	8	1	2:46.514	<b>52.548</b>	1:18.936	35.030
4	1	5:04.145	1:55.848	2:03.106	1:05.191	9	1	2:45.750	52.685	1:18.067	34.998
5	1	4:26.936	1:50.728	1:40.137	56.071						

### 507 Gergő Rác (HUN) (Suzuki Swift 1.6)

Theoretische Bestzeit: 2:41.492

Lap	D	Time	S1	S2	S3	Lap	D	Time	S1	S2	S3
1	1	2:51.317	59.797	1:17.760	33.760	6	1	<b>2:42.134</b>	<b>50.770</b>	1:17.635	<b>33.729</b>
2	1	2:48.177	51.139	1:19.326	37.712	7	1	2:44.942	50.814	1:19.505	34.623
3	1	4:09.196	1:12.858	1:50.125	1:06.213	8	1	2:42.638	51.138	1:17.349	34.151
4	1	5:03.806	1:55.663	2:03.290	1:04.853	9	1	2:42.712	51.637	<b>1:16.99</b>	34.082
5	1	4:26.628	1:51.057	1:39.969	55.602						

### 511 Krisztián Füge (HUN) (Suzuki Swift 1.4 Turbo)

Theoretische Bestzeit: 3:13.451

Lap	D	Time	S1	S2	S3	Lap	D	Time	S1	S2	S3
1	1	2:43.717	56.081	<b>1:15.50</b>	<b>32.132</b>	2	1	4:46.165	<b>1:25.81</b>	2:08.163	

### 521 Benjámín Nagy (HUN) (Suzuki Swift 1.6)

Theoretische Bestzeit: 2:41.846

Lap	D	Time	S1	S2	S3	Lap	D	Time	S1	S2	S3
1	1	2:51.026	59.882	<b>1:17.27</b>	33.871	6	1	<b>2:42.079</b>	50.950	1:17.330	<b>33.799</b>
2	1	2:47.940	51.496	1:18.900	37.544	7	1	2:45.443	<b>50.774</b>	1:20.474	34.195
3	1	4:09.190	1:12.710	1:50.190	1:06.290	8	1	2:42.972	51.242	1:17.576	34.154
4	1	5:03.423	1:55.543	2:03.420	1:04.460	9	1	2:43.633	51.719	1:17.714	34.200
5	1	4:26.938	1:51.361	1:40.052	55.525						

### 531 Balázs Körmöczi (HUN) (Suzuki Swift 1.6)

Theoretische Bestzeit: 2:41.231

Lap	D	Time	S1	S2	S3	Lap	D	Time	S1	S2	S3
1	1	2:48.237	58.202	<b>1:16.30</b>	<b>33.727</b>	6	1	<b>2:41.829</b>	51.233	1:16.727	33.869
2	1	2:45.057	<b>51.196</b>	1:17.804	36.057	7	1	2:43.390	52.359	1:17.186	33.845
3	1	4:12.345	1:14.069	1:52.386	1:05.890	8	1	2:43.094	51.838	1:17.329	33.927
4	1	5:03.260	1:53.621	2:05.428	1:04.211	9	1	2:43.635	52.159	1:17.648	33.828
5	1	4:27.749	1:51.266	1:40.970	55.513						

### 532 Gergő Körmöczi (HUN) (Suzuki Swift 1.6)

Theoretische Bestzeit: 2:41.216

Lap	D	Time	S1	S2	S3	Lap	D	Time	S1	S2	S3
1	1	2:49.091	58.917	<b>1:16.42</b>	33.747	6	1	<b>2:42.526</b>	<b>51.102</b>	1:17.737	<b>33.687</b>
2	1	2:48.652	52.627	1:18.763	37.262	7	1	2:42.972	51.149	1:17.837	33.986
3	1	4:09.123	1:12.249	1:50.812	1:06.062	8	1	2:42.724	51.451	1:17.222	34.051
4	1	5:03.383	1:54.122	2:04.867	1:04.394	9	1	2:43.243	51.582	1:17.614	34.047
5	1	4:27.398	1:51.216	1:40.489	55.693						

### 540 Jan Antoszewski (POL) (Suzuki Swift 1.4 Turbo)

Theoretische Bestzeit: 2:33.313

Lap	D	Time	S1	S2	S3	Lap	D	Time	S1	S2	S3
1	1	2:38.536	52.975	<b>1:13.61</b>	<b>31.950</b>	6	1	<b>2:33.455</b>	<b>47.752</b>	1:13.700	32.003
2	1	2:39.565	47.950	1:13.972	37.643	7	1	2:33.907	47.988	1:13.900	32.019
3	1	4:18.477	1:15.978	1:58.948	1:03.551	8	1	2:33.810	47.831	1:13.894	32.085
4	1	5:02.864	1:48.417	2:11.372	1:03.075	9	1	2:33.761	47.774	1:13.894	32.093
5	1	4:32.150	1:51.455	1:44.405	56.290						

### 546 Ádám Lengyel (HUN) (Suzuki Swift 1.4 Turbo)

Theoretische Bestzeit: 2:34.053

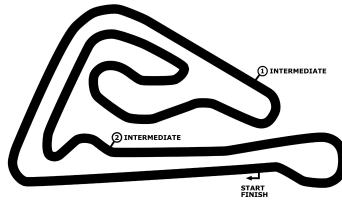
Lap	D	Time	S1	S2	S3	Lap	D	Time	S1	S2	S3
1	1	2:39.947	53.492	1:14.512	<b>31.943</b>	6	1	<b>2:34.155</b>	48.486	<b>1:13.63</b>	32.031
2	1	2:39.837	<b>48.472</b>	1:13.934	37.431	7	1	2:34.533	48.599	1:13.819	32.115
3	1	4:18.484	1:16.736	1:58.181	1:03.567	8	1	2:35.172	49.002	1:13.841	32.329
4	1	5:03.049	1:49.450	2:10.163	1:03.436	9	1	2:35.115	48.794	1:14.004	32.317
5	1	4:31.299	1:51.245	1:44.267	55.787						

# OMV MAXXMOTION TRUCK RACE OF SLOVAKIA

Slovakia Ring, length 5922 m

05.-07. July 2019

Swift Cup Europe



## Lap Analysis Race 1,

**548 Molnar Bendeguz () (Suzuki Swift 1.4 Turbo)**

**Theoretische Bestzeit: 2:32.731**

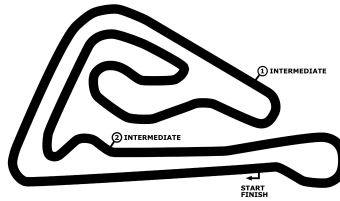
Lap	D	Time	S1	S2	S3	Lap	D	Time	S1	S2	S3
1	1	2:37.225	52.544	<del>1:12.942</del>	<b>31.739</b>	6	1	<b>2:32.923</b>	<b>48.050</b>	1:12.966	31.907
2	1	2:40.254	48.374	1:13.074	38.806	7	1	2:33.225	48.266	1:13.069	31.890
3	1	4:18.718	1:16.062	1:59.075	1:03.581	8	1	2:33.565	48.398	1:13.143	32.024
4	1	5:02.895	1:48.183	2:11.464	1:03.248	9	1	2:33.263	48.225	1:13.064	31.974
5	1	4:32.032	1:51.146	1:44.731	56.155						

# OMV MAXXMOTION TRUCK RACE OF SLOVAKIA

Slovakia Ring, length 5922 m

05.-07. July 2019

Swift Cup Europe



## Lap Analysis Race 1,

### 587 Maciej Banas (POL) (Suzuki Swift 1.6)

Theoretische Bestzeit: 2:41.196

Lap	D	Time	S1	S2	S3	Lap	D	Time	S1	S2	S3
1	1	2:49.929	59.280	<del>1:16.865</del>	33.780	6	1	<b>2:42.836</b>	<b>50.594</b>	1:18.509	<b>33.733</b>
2	1	2:48.293	52.272	1:18.721	37.300	7	1	2:43.096	50.626	1:18.412	34.058
3	1	4:09.323	1:12.612	1:50.547	1:06.164	8	1	2:42.884	51.383	1:17.361	34.140
4	1	5:03.406	1:54.456	2:04.551	1:04.399	9	1	2:43.088	51.474	1:17.424	34.190
5	1	4:27.126	1:51.153	1:40.476	55.497						

### 588 Gábor Forrai (HUN) (Suzuki Swift 1.6)

Theoretische Bestzeit: 2:40.694

Lap	D	Time	S1	S2	S3	Lap	D	Time	S1	S2	S3
1	1	2:48.526	58.720	<del>1:16.292</del>	<b>33.514</b>	6	1	<b>2:41.653</b>	<b>50.888</b>	1:17.168	33.597
2	1	2:48.631	52.664	1:18.748	37.219	7	1	2:42.795	51.671	1:17.255	33.869
3	1	4:08.980	1:12.100	1:51.086	1:05.794	8	1	2:43.150	51.910	1:17.219	34.021
4	1	5:03.430	1:54.293	2:04.945	1:04.192	9	1	2:43.600	52.310	1:17.533	33.757
5	1	4:27.583	1:51.276	1:40.671	55.636						