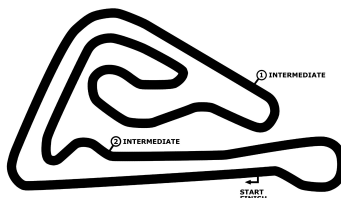


OMV MAXXMOTION TRUCK RACE OF SLOVAKIA

Slovakia Ring, length 5922 m

05.-07. July 2019

Swift Cup Europe



Lap Analysis Free Practice 2,

110 Erich Weghofer (AUT) (Suzuki Swift 1.4 Turbo)

Theoretische Bestzeit: 2:35.914

Lap	D	Time	S1	S2	S3	Lap	D	Time	S1	S2	S3
1	0	2:39.011		1:15.850	32.741	6	0	2:40.219	49.981	1:17.537	32.701
2	0	2:45.580	49.576	1:16.627		7	0	2:36.993	49.595	1:14.930	32.468
3	0	4:02.220	2:14.058	1:15.697	32.465	8	0	2:37.020	49.422	1:15.245	32.353
4	0	2:36.960	49.487	1:14.911	32.562	9	0	2:36.170	49.602	1:14.334	32.234
5	0	2:37.867	49.346	1:15.880	32.641						

112 Fabio Becvar (AUT) (Suzuki Swift 1.4 Turbo)

Theoretische Bestzeit: 2:35.443

Lap	D	Time	S1	S2	S3	Lap	D	Time	S1	S2	S3
1	0	3:27.277		1:14.508	32.858	6	0	2:36.297	48.861	1:14.671	32.765
2	0	2:36.699	48.752	1:15.065	32.882	7	0	2:36.030	48.834	1:14.451	32.737
3	0	2:35.891	48.531	1:14.652	32.708	8	0	2:35.646	48.573	1:14.620	32.453
4	0	2:43.385	48.639	1:15.444		9	0	2:36.065	48.811	1:14.617	32.637
5	0	3:33.167	1:45.795	1:14.558	32.814						

114 Dominik Haselsteiner (AUT) (Suzuki Swift 1.4 Turbo)

Theoretische Bestzeit: 2:33.926

Lap	D	Time	S1	S2	S3	Lap	D	Time	S1	S2	S3
1	0	2:36.694		1:15.213	32.269	7	0	4:05.555	2:17.290	1:15.867	32.398
2	0	2:34.631	48.617	1:13.813	32.201	8	0	2:35.114	49.019	1:13.830	32.265
3	0	2:35.581	48.497	1:14.173	32.911	9	0	2:34.508	48.209	1:14.121	32.178
4	0	2:34.706	48.097	1:14.098	32.511	10	0	2:35.084	48.478	1:14.342	32.264
5	0	2:35.163	48.661	1:14.199	32.303	11	0	2:44.054	50.347	1:13.651	
6	0	2:41.561	49.436	1:14.588							

117 Günther Wiesmeier (AUT) (Suzuki Swift 1.4 Turbo)

Theoretische Bestzeit: 2:34.913

Lap	D	Time	S1	S2	S3	Lap	D	Time	S1	S2	S3
1	0	2:36.141		1:14.629	32.776	6	0	2:37.398	48.583	1:16.396	32.419
2	0	2:35.502	48.740	1:14.231	32.525	7	0	2:36.099	49.007	1:14.513	32.579
3	0	2:35.856	48.515	1:14.518	32.823	8	0	2:35.739	48.932	1:14.575	32.232
4	0	2:42.800	48.922	1:16.220		9	0	2:36.575	49.258	1:14.890	32.427
5	0	4:28.355	2:40.989	1:14.555	32.811	10	0	2:35.965	49.074	1:14.730	32.161

126 Max Wimmer (AUT) (Suzuki Swift 1.4 Turbo)

Theoretische Bestzeit: 2:34.555

Lap	D	Time	S1	S2	S3	Lap	D	Time	S1	S2	S3
1	0	2:51.442		1:17.077		5	0	2:35.722	48.705	1:14.497	32.520
2	0	6:35.667	4:48.077	1:15.002	32.588	6	0	2:34.823	48.715	1:13.871	32.237
3	0	2:34.817	48.447	1:13.964	32.406	7	0	2:45.734	48.475	1:14.866	
4	0	2:35.074	48.566	1:14.035	32.473						

130 Oliver Müller (AUT) (Suzuki Swift 1.4 Turbo)

Theoretische Bestzeit: 2:34.566

Lap	D	Time	S1	S2	S3	Lap	D	Time	S1	S2	S3
1	0	2:34.763		1:13.901	32.441	6	0	2:35.604	48.843	1:14.294	32.467
2	0	2:41.444	48.447	1:15.264		7	0	2:35.259	48.903	1:13.924	32.432
3	0	4:12.179	2:25.155	1:14.426	32.598	8	0	2:38.651	49.645	1:16.272	32.734
4	0	2:35.530	48.614	1:14.314	32.602	9	0	2:35.700	49.041	1:14.447	32.212
5	0	2:35.436	48.604	1:14.339	32.493						

164 Martin Zellhofer (AUT) (Suzuki Swift 1.4 Turbo)

Theoretische Bestzeit: 2:34.967

Lap	D	Time	S1	S2	S3	Lap	D	Time	S1	S2	S3
1	0	2:50.871		1:23.284	32.297	6	0	2:35.312	48.674	1:13.991	32.642
2	0	2:37.274	50.415	1:14.510	32.349	7	0	2:43.225	48.803	1:14.691	
3	0	2:36.811	49.626	1:14.748	32.437	8	0	4:11.008	2:24.161	1:14.455	32.392
4	0	2:35.883	48.840	1:14.655	32.388	9	0	2:35.363	48.700	1:14.220	32.443
5	0	2:36.964	50.175	1:14.265	32.524						

188 Fabian Ohrfandl (AUT) (Suzuki Swift 1.4 Turbo)

Theoretische Bestzeit: 2:34.702

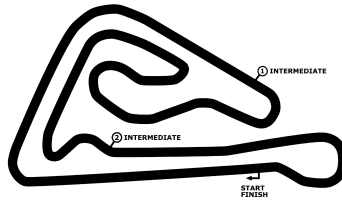
Lap	D	Time	S1	S2	S3	Lap	D	Time	S1	S2	S3
1	0	2:35.970		1:14.465	32.472	6	0	2:35.695	48.719	1:14.497	32.479
2	0	2:41.408	48.635	1:15.276		7	0	2:36.796	50.007	1:14.639	32.150
3	0	4:50.236	2:46.525	1:23.266	40.445	8	0	2:43.347	55.237	1:15.646	32.464

OMV MAXXMOTION TRUCK RACE OF SLOVAKIA

Slovakia Ring, length 5922 m

05.-07. July 2019

Swift Cup Europe



Lap Analysis Free Practice 2,

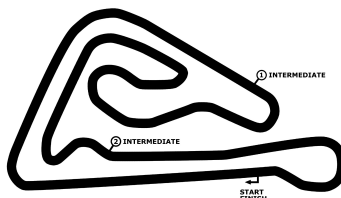
Lap	D	Time	S1	S2	S3	Lap	D	Time	S1	S2	S3
4	0	2:35.904	48.780	1:14.919	32.205	9	0	2:35.183	48.848	1:14.411	31.924
5	0	2:35.385	48.367	1:14.472	32.546						

OMV MAXXMOTION TRUCK RACE OF SLOVAKIA

Slovakia Ring, length 5922 m

05.-07. July 2019

Swift Cup Europe



Lap Analysis Free Practice 2,

196 Daniel Lemmerhofer (AUT) (Suzuki Swift 1.4 Turbo) Theoretische Bestzeit: 2:35.691

Lap	D	Time	S1	S2	S3	Lap	D	Time	S1	S2	S3
1	0	2:36.225		1:15.201	32.452	5	0	2:43.065	48.996	1:15.552	
2	0	2:37.779	49.438	1:15.608	32.733	6	0	3:41.881	1:52.915	1:16.235	32.731
3	0	2:36.130	48.634	1:14.711	32.779	7	0	2:36.496	48.774	1:15.081	32.641
4	0	2:36.616	48.522	1:14.897	33.197	8	0	2:38.583	50.002	1:15.838	32.743

504 Róbert Kegyes (HUN) (Suzuki Swift 1.4 Turbo) Theoretische Bestzeit: 2:34.756

Lap	D	Time	S1	S2	S3	Lap	D	Time	S1	S2	S3
1	0	2:36.317		1:14.484	32.635	5	0	2:39.135	49.030	1:17.632	32.473
2	0	7:11.628	5:24.561	1:14.422	32.645	6	0	2:35.032	49.009	1:13.781	32.242
3	0	2:35.508	48.945	1:14.172	32.391	7	0	2:35.559	48.880	1:14.584	32.095
4	0	6:59.632	5:13.172	1:14.096	32.364						

505 Balázs Hartmann (HUN) (Suzuki Swift 1.6) Theoretische Bestzeit: 2:46.313

Lap	D	Time	S1	S2	S3	Lap	D	Time	S1	S2	S3
1	0	2:48.093		1:18.910	35.352	6	0	2:46.927	53.462	1:18.301	35.159
2	0	2:46.873	53.119	1:18.748	35.006	7	0	2:47.094	53.475	1:18.379	35.240
3	0	7:15.757	5:21.203	1:19.534	35.020	8	0	2:49.190	53.589	1:20.641	34.960
4	0	2:47.290	53.194	1:18.643	35.453	9	0	2:47.698	53.306	1:18.908	35.484
5	0	2:55.072	53.047	1:23.788	38.237						

507 Gergő Rácz (HUN) (Suzuki Swift 1.6) Theoretische Bestzeit: 2:42.754

Lap	D	Time	S1	S2	S3	Lap	D	Time	S1	S2	S3
1	0	2:42.568		1:17.247	33.976	6	0	2:43.914	51.784	1:17.704	34.426
2	0	2:45.839	53.387	1:17.651	34.801	7	0	2:43.665	52.245	1:17.074	34.346
3	0	2:44.248	51.922	1:18.221	34.105	8	0	3:00.870	52.106	1:25.810	
4	0	2:43.878	52.099	1:17.285	34.494	9	0	4:50.625	2:58.883	1:17.526	34.216
5	0	2:43.450	51.704	1:17.406	34.340						

511 Krisztián Füge (HUN) (Suzuki Swift 1.4 Turbo) Theoretische Bestzeit: 2:36.129

Lap	D	Time	S1	S2	S3	Lap	D	Time	S1	S2	S3
1	0	2:37.352		1:14.819	32.832	6	0	2:37.522	50.284	1:14.727	32.511
2	0	2:37.468	49.207	1:14.816	33.445	7	0	2:36.888	49.687	1:14.575	32.626
3	0	2:36.556	49.119	1:14.491	32.938	8	0	2:38.362	49.996	1:15.795	32.571
4	0	2:36.982	49.144	1:14.580	33.258	9	0	2:47.396	49.153	1:20.770	37.473
5	0	2:38.099	49.919	1:15.331	32.849						

521 Benjámín Nagy (HUN) (Suzuki Swift 1.6) Theoretische Bestzeit: 2:41.714

Lap	D	Time	S1	S2	S3	Lap	D	Time	S1	S2	S3
1	0	2:42.404		1:16.751	33.847	5	0	7:45.988	5:47.899	1:23.905	34.184
2	0	2:42.222	51.297	1:17.264	33.661	6	0	2:43.156	52.022	1:16.943	34.191
3	0	2:42.938	51.472	1:17.474	33.992	7	0	3:30.170	56.623	1:59.553	33.994
4	0	2:44.129	51.903	1:17.944	34.282						

531 Balázs Körmöczi (HUN) (Suzuki Swift 1.6) Theoretische Bestzeit: 2:42.035

Lap	D	Time	S1	S2	S3	Lap	D	Time	S1	S2	S3
1	0	2:42.906		1:16.802	34.091	5	0	2:42.694	51.566	1:17.270	33.858
2	0	2:42.851	51.836	1:17.059	33.956	6	0	3:02.042	58.949	1:26.145	36.948
3	0	3:01.540	51.865	1:27.220		7	0	2:45.253	51.591	1:19.418	34.244
4	0	3:23.709	1:32.983	1:16.611	34.115	8	0	2:42.689	51.656	1:17.089	33.944

532 Gergő Körmöczi (HUN) (Suzuki Swift 1.6) Theoretische Bestzeit: 2:43.334

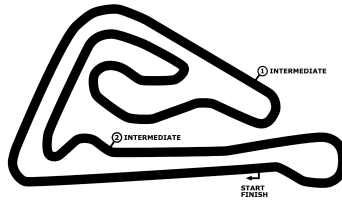
Lap	D	Time	S1	S2	S3	Lap	D	Time	S1	S2	S3
1	0	2:43.658		1:17.301	34.237	4	0	2:43.973	52.064	1:17.438	34.471
2	0	2:43.486	52.140	1:17.379	33.967	5	0	2:44.318	52.223	1:17.417	34.678
3	0	2:43.753	52.276	1:17.363	34.114	6	0	3:04.758	56.966	1:20.262	

OMV MAXXMOTION TRUCK RACE OF SLOVAKIA

Slovakia Ring, length 5922 m

05.-07. July 2019

Swift Cup Europe



Lap Analysis Free Practice 2,

540 Jan Antoszewski (POL) (Suzuki Swift 1.4 Turbo)

Theoretische Bestzeit: 2:33.565

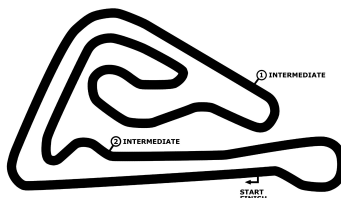
Lap	D	Time	S1	S2	S3	Lap	D	Time	S1	S2	S3
1	0	2:34.323		1:13.549	32.229	6	0	2:39.623	48.752	1:13.600	
2	0	2:34.877	48.691	1:13.669	32.517	7	0	4:42.752	2:57.126	1:13.357	32.269
3	0	2:44.453	53.148	1:13.610		8	0	2:34.199	48.293	1:13.991	31.915
4	0	4:37.393	2:51.556	1:13.442	32.395	9	0	2:34.156	48.483	1:13.725	31.948
5	0	2:34.706	48.815	1:13.700	32.191						

OMV MAXXMOTION TRUCK RACE OF SLOVAKIA

Slovakia Ring, length 5922 m

05.-07. July 2019

Swift Cup Europe



Lap Analysis Free Practice 2,

546 Ádám Lengyel (HUN) (Suzuki Swift 1.4 Turbo)

Theoretische Bestzeit: 2:34.050

Lap	D	Time	S1	S2	S3	Lap	D	Time	S1	S2	S3
1	0	2:34.203		1:13.26	32.164	6	0	2:34.784	48.869	1:13.618	32.297
2	0	2:34.572	48.783	1:13.462	32.327	7	0	2:35.041	49.365	1:13.512	32.164
3	0	2:34.770	48.706	1:13.948	32.116	8	0	2:34.465	48.669	1:13.562	32.234
4	0	2:49.530	48.846	1:17.313		9	0	2:35.199	49.111	1:13.753	32.335
5	0	4:10.110	2:24.259	1:13.498	32.353	10	0	2:34.801	48.970	1:13.671	32.160

548 Molnar Bendeguz () (Suzuki Swift 1.4 Turbo)

Theoretische Bestzeit: 2:32.276

Lap	D	Time	S1	S2	S3	Lap	D	Time	S1	S2	S3
1	0	2:33.078		1:12.647	31.763	5	0	7:42.068	5:57.180	1:13.087	31.801
2	0	2:32.823	47.905	1:13.007	31.911	6	0	2:32.883	48.253	1:12.60	32.021
3	0	2:32.871	48.128	1:12.981	31.762	7	0	2:32.910	47.981	1:13.075	31.854
4	0	2:33.181	48.144	1:13.153	31.884	8	0	2:33.017	48.320	1:12.912	31.785

587 Maciej Banas (POL) (Suzuki Swift 1.6)

Theoretische Bestzeit: 2:42.587

Lap	D	Time	S1	S2	S3	Lap	D	Time	S1	S2	S3
1	0	2:42.727		1:17.089	33.912	6	0	2:43.062	51.859	1:17.042	34.161
2	0	2:43.097	51.733	1:17.203	34.161	7	0	2:43.909	52.160	1:17.453	34.296
3	0	2:48.031	51.877	1:17.407		8	0	2:49.536	53.221	1:17.496	
4	0	4:42.488	2:22.900	1:36.277		9	0	4:11.360	2:19.423	1:17.530	34.407
5	0	3:24.390	1:33.390	1:16.94	34.058						

588 Gábor Forrai (HUN) (Suzuki Swift 1.6)

Theoretische Bestzeit: 2:41.886

Lap	D	Time	S1	S2	S3	Lap	D	Time	S1	S2	S3
1	0	2:42.313		1:17.395	33.843	6	0	3:07.020	59.470	1:32.090	35.460
2	0	2:42.255	51.495	1:17.197	33.563	7	0	2:42.775	51.835	1:16.97	33.968
3	0	2:43.188	51.566	1:17.333	34.289	8	0	2:42.386	51.489	1:17.011	33.886
4	0	2:45.551	53.184	1:17.558	34.809	9	0	2:43.840	51.946	1:17.989	33.905
5	0	2:43.173	51.351	1:17.835	33.987						