



34. INT. ADAC TRUCK GRAND PRIX

Nürburgring Sprint, length 3629 m

19. - 21. July 2019

FIA European Truck Racing Championship

Lap Analysis warm up saturday,

FIA-Visa.No.: 4ETRC- DEU12.07.2019

1 Jochen HAHN , IVECO / DEU

Theoretische Bestzeit: 1:55.66

Lap	Time	S1	S2	S3	Lap	Time	S1	S2	S3
1	3:13.829		39.278	33.454	5	2:10.035	1:01.095	35.479	33.461
2	1:55.661	57.690	30.334	27.637	6	2:24.467	1:08.404	40.800	35.263
3	1:56.164	57.873	30.443	27.848	7	2:52.248	1:10.899	46.151	
4	1:57.711	59.153	30.534	28.024					

5 Norbert KISS , MERCEDES BENZ / HUN

Theoretische Bestzeit: 1:55.73

Lap	Time	S1	S2	S3	Lap	Time	S1	S2	S3
1	45.403				5	1:58.359	59.079	30.575	28.705
2	2:57.497	1:40.235	39.787	37.475	6	1:55.833	57.646	30.301	27.886
3	2:07.683	1:04.521	31.345	31.817	7	1:56.409	57.547	30.411	28.451
4	2:22.159	1:02.466	41.527	38.166	8	2:34.289	1:12.276	41.785	40.228

6 Anthony JANIEC , MAN / FRA

Theoretische Bestzeit: 1:57.42

Lap	Time	S1	S2	S3	Lap	Time	S1	S2	S3
1	2:42.373		35.781	35.720	4	3:50.304	2:44.870	34.209	31.225
2	1:57.776	58.791	30.529	28.456	5	2:16.830	59.332	42.198	35.300
3	2:45.004	1:17.233	40.912		6	1:57.605	58.739	30.707	28.159

7 Jamie ANDERSON , MAN / GBR

Theoretische Bestzeit: 1:59.10

Lap	Time	S1	S2	S3	Lap	Time	S1	S2	S3
1	3:16.846		39.295	32.936	5	3:25.134	2:24.899	31.067	29.168
2	2:00.813	1:00.689	31.143	28.981	6	2:00.076	59.916	31.202	28.958
3	1:59.534	59.620	30.893	29.021	7	1:59.183	59.694	30.821	28.668
4	2:13.161	59.949	31.059						

9 Frantisek VOJTISEK , MAN / CZE

Theoretische Bestzeit: 1:59.74

Lap	Time	S1	S2	S3	Lap	Time	S1	S2	S3
1	2:44.829		36.315	34.626	4	2:00.088	1:00.276	30.813	28.999
2	2:00.542	1:00.332	30.769	29.441	5	2:04.034	1:00.833	31.202	31.999
3	2:00.044	59.977	30.767	29.300	6	2:58.874	1:18.249	42.627	

11 Andre KURSIM , IVECO / DEU

Theoretische Bestzeit: 1:56.35

Lap	Time	S1	S2	S3	Lap	Time	S1	S2	S3
1	18.498				5	2:05.192	1:05.782	31.149	28.261
2	3:02.627	1:47.098	41.007	34.522	6	1:56.888	58.187	30.647	28.054
3	1:58.939	59.101	31.538	28.300	7	1:56.941	58.596	30.401	27.944
4	1:57.690	58.649	30.582	28.459	8	1:56.523	58.008	30.555	27.960

14 José J.RODRIGUES , MAN / PRT

Theoretische Bestzeit: 1:56.59

Lap	Time	S1	S2	S3	Lap	Time	S1	S2	S3
1	2:29.864		32.243	31.293	5	1:57.750	58.724	30.724	28.302
2	1:56.598	58.392	30.354	27.852	6	1:57.681	58.562	30.884	28.235
3	2:07.153	1:04.486	33.022	29.645	7	2:05.220	59.197	37.286	28.737
4	1:59.124	58.404	30.962	29.758	8	2:00.675	59.074	30.996	30.605

15 Erwin KLEINAGELVOORT , SCANIA / NLD

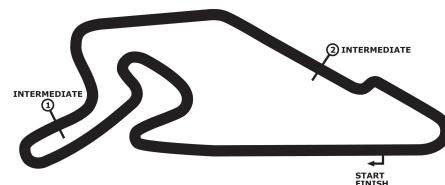
Theoretische Bestzeit: 1:59.91

Lap	Time	S1	S2	S3	Lap	Time	S1	S2	S3
1	5:01.705		34.569	29.790	4	2:00.561	1:00.464	31.133	28.964
2	2:01.017	1:00.550	31.152	29.315	5	1:59.993	1:00.031	31.195	28.761
3	2:02.466	1:00.332	33.002	29.132	6	2:00.194	1:00.192	31.121	28.881

17 Shane BRERETON , MAN / GBR

Theoretische Bestzeit: 1:55.86

Lap	Time	S1	S2	S3	Lap	Time	S1	S2	S3
1	4:18.068		32.910	30.090	5	1:56.433	58.373	30.528	27.532
2	1:56.954	58.848	30.346	27.760	6	1:56.413	58.275	30.671	27.467
3	1:56.205	58.373	30.378	27.454	7	1:56.390	58.069	30.621	27.700
4	1:56.828	58.266	30.396	28.166					



34. INT. ADAC TRUCK GRAND PRIX

Nürburgring Sprint, length 3629 m

19. - 21. July 2019

FIA European Truck Racing Championship

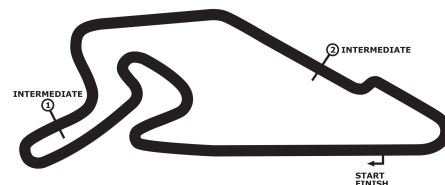
Lap Analysis warm up saturday,

FIA-Visa.No.: 4ETRC- DEU12.07.2019

20 Tèo CALVET , MAN / FRA

Theoretische Bestzeit: 1:57.51

Lap	Time	S1	S2	S3	Lap	Time	S1	S2	S3
1	3:26.931		43.277	35.303	4	1:57.511	58.834	30.552	28.125
2	2:06.490	59.443	30.746	36.301	5	2:37.201	1:09.709	38.754	
3	2:08.733	1:08.090	31.881	28.762					



34. INT. ADAC TRUCK GRAND PRIX

Nürburgring Sprint, length 3629 m

19. - 21. July 2019

FIA European Truck Racing Championship

Lap Analysis warm up saturday,

FIA-Visa.No.: 4ETRC-DEU12.07.2019

21 Thomas ROBINEAU , MAN / FRA

Theoretische Bestzeit: 1:58.21

Lap	Time	S1	S2	S3	Lap	Time	S1	S2	S3
1	3:15.433		39.470	33.628	5	3:25.690	2:24.158	32.455	29.077
2	2:00.150	1:00.327	30.958	28.865	6	1:58.642	59.191	30.827	28.624
3	1:59.914	59.749	31.353	28.812	7	2:39.650	1:11.757	37.177	
4	2:13.529	58.763	31.047						

22 Oliver JANES , FREIGHTLINER / GBR

Theoretische Bestzeit: 1:58.77

Lap	Time	S1	S2	S3	Lap	Time	S1	S2	S3
1	2:34.300		32.322	35.085	4	1:58.775	59.236	30.707	28.832
2	2:00.971	1:00.377	31.586	29.008	5	2:04.472	1:03.441	31.631	29.400
3	2:06.001	1:02.677	33.371	29.953	6	2:25.642	1:05.238	35.875	

23 Antonio ALBACETE , MAN / ESP

Theoretische Bestzeit: 1:55.61

Lap	Time	S1	S2	S3	Lap	Time	S1	S2	S3
1	2:18.756		33.411	30.135	5	1:55.726	57.816	30.291	27.619
2	1:59.112	1:00.083	30.497	28.532	6	2:26.913	1:10.216	41.818	34.879
3	1:56.029	58.069	30.380	27.580	7	1:55.912	57.744	30.484	27.684
4	1:56.171	58.074	30.380	27.717	8	2:33.672	1:11.774	38.510	

24 Fabio CITIGNOLA , MERCEDES BENZ / DEU

Theoretische Bestzeit: 1:57.81

Lap	Time	S1	S2	S3	Lap	Time	S1	S2	S3
1	3:00.001		39.636	32.358	5	1:59.043	58.797	31.658	28.588
2	1:59.514	59.603	31.134	28.777	6	2:03.438	1:01.331	32.241	29.866
3	2:01.604	59.277	31.573	30.754	7	1:58.327	59.243	31.200	27.884
4	1:58.827	59.311	31.129	28.387	8	1:58.671	58.921	31.180	28.570

25 Heinrich-Clemens HECKER , MAN / DEU

Theoretische Bestzeit: 2:01.18

Lap	Time	S1	S2	S3	Lap	Time	S1	S2	S3
1	3:16.597		39.628	33.404	4	2:01.268	1:00.724	31.176	29.368
2	2:05.798	1:02.939	32.601	30.258	5	2:12.420	1:00.665	31.342	
3	2:02.708	1:01.799	31.153	29.756	6	4:03.604	2:32.001	41.523	

27 Gerhard KÖRBER , IVECO / DEU

Theoretische Bestzeit: 1:56.77

Lap	Time	S1	S2	S3	Lap	Time	S1	S2	S3
1	2:57.330		40.557	31.349	4	2:27.422	1:27.229	31.767	28.426
2	1:57.208	58.911	30.398	27.899	5	1:57.063	58.475	30.572	28.016
3	2:41.916	1:17.408	40.062		6	2:24.971	59.321	36.975	

30 Sascha LENZ , MAN / DEU

Theoretische Bestzeit: 1:55.50

Lap	Time	S1	S2	S3	Lap	Time	S1	S2	S3
1	28.379				5	1:56.810	58.227	30.515	28.068
2	3:11.337	1:46.010	46.973	38.354	6	1:56.036	58.079	30.373	27.584
3	2:18.449	1:12.334	35.379	30.736	7	1:56.128	57.544	30.677	27.907
4	1:57.224	58.584	30.667	27.973	8	1:57.686	58.377	30.509	28.800

37 Terry GIBBON , MAN / GBR

Theoretische Bestzeit: 1:57.78

Lap	Time	S1	S2	S3	Lap	Time	S1	S2	S3
1	2:58.692		39.491	31.832	5	1:58.594	59.267	30.562	28.765
2	1:59.598	59.452	31.401	28.745	6	2:09.759	1:07.929	33.008	28.822
3	1:59.540	59.476	30.614	29.450	7	1:57.835	58.870	30.608	28.357
4	1:58.172	59.008	30.667	28.497					

38 Eduardo E.RODRIGUES , MAN / PRT

Theoretische Bestzeit: 2:01.06

Lap	Time	S1	S2	S3	Lap	Time	S1	S2	S3
1	2:31.219		32.601	33.049	5	2:01.493	1:00.812	31.208	29.473
2	2:06.227	1:03.035	32.726	30.466	6	2:01.083	1:00.702	31.211	29.170
3	2:05.524	1:02.216	32.072	31.236	7	2:02.622	1:00.690	31.205	30.727
4	2:02.014	1:00.949	31.271	29.794	8	2:38.667	1:11.309	36.275	

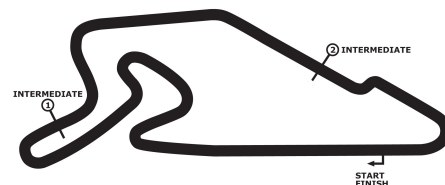
34. INT. ADAC TRUCK GRAND PRIX

Nürburgring Sprint, length 3629 m

19. - 21. July 2019

FIA European Truck Racing Championship

Lap Analysis warm up saturday,

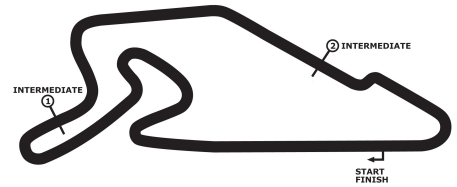


FIA-Visa.No.: 4ETRC-DEU12.07.2019

39 Franck CONTI , VOLVO / FRA

Theoretische Bestzeit: 2:03.60

Lap	Time	S1	S2	S3	Lap	Time	S1	S2	S3
1	7:02.779		34.757	34.181	4	2:05.279	1:03.415	31.979	29.885
2	2:09.486	1:06.101	32.605	30.780	5	2:03.990	1:02.092	31.624	30.274
3	2:05.135	1:03.320	31.816	29.999					



34. INT. ADAC TRUCK GRAND PRIX

Nürburgring Sprint, length 3629 m

19. - 21. July 2019

FIA European Truck Racing Championship

Lap Analysis warm up saturday,

FIA-Visa.No.: 4ETRC- DEU12.07.2019

44 Stephanie HALM , IVECO / DEU

Theoretische Bestzeit: 1:57.05

Lap	Time	S1	S2	S3	Lap	Time	S1	S2	S3
1	2:53.293		37.500	33.739	5	1:57.284	58.581	30.492	28.211
2	1:57.342	58.825	30.383	28.134	6	2:36.410	1:06.549	50.826	39.035
3	2:06.199	1:01.173	35.451	29.575	7	2:36.564	1:05.267	40.439	
4	1:57.281	58.802	30.343	28.136					

55 Adam LACKO , FREIGHTLINER / CZE

Theoretische Bestzeit: 1:55.94

Lap	Time	S1	S2	S3	Lap	Time	S1	S2	S3
1	2:28.857		34.344	35.324	4	1:56.065	57.776	30.297	27.992
2	1:56.034	57.824	30.337	27.873	5	2:14.877	1:01.033	34.249	
3	2:15.144	1:08.808	34.971	31.365	6	5:22.532	4:23.224	30.812	28.496

64 Luis RECUENCO , MAN / ESP

Theoretische Bestzeit: 1:57.26

Lap	Time	S1	S2	S3	Lap	Time	S1	S2	S3
1	2:19.308		33.574	29.771	5	1:57.344	58.605	30.733	28.006
2	1:59.594	1:00.510	30.976	28.108	6	1:58.376	59.447	30.952	27.977
3	1:57.811	58.832	30.999	27.980	7	1:58.332	58.845	30.687	28.800
4	1:58.166	58.983	30.924	28.259	8	1:59.629	59.930	31.593	28.106

75 Jennifer JANIEC , MAN / FRA

Theoretische Bestzeit: 2:05.21

Lap	Time	S1	S2	S3	Lap	Time	S1	S2	S3
1	16.264				5	2:05.758	1:03.067	31.939	30.752
2	3:15.467	1:52.931	43.582	38.954	6	2:06.555	1:03.036	32.569	30.950
3	2:08.139	1:04.364	32.791	30.984	7	2:07.068	1:03.104	33.088	30.876
4	2:06.165	1:03.474	32.154	30.537	8	2:06.607	1:02.736	32.988	30.883

77 Rene REINERT , IVECO / DEU

Theoretische Bestzeit: 1:56.34

Lap	Time	S1	S2	S3	Lap	Time	S1	S2	S3
1	2:39.113		33.866	33.761	5	1:57.117	58.537	30.726	27.854
2	2:04.442	59.771	31.546	33.125	6	1:56.452	58.035	30.553	27.864
3	1:58.698	59.188	31.009	28.501	7	1:56.413	57.937	30.550	27.926
4	1:58.184	58.770	30.725	28.689	8	1:56.559	57.999	30.692	27.868