

34. INT. ADAC TRUCK GRAND PRIX

Nürburgring Sprint, length 3629 m

19. - 21. July 2019

FIA European Truck Racing Championship

Lap Analysis Race 4,

FIA-Visa.No.: 4ETRC-DEU12.07.2019

1 Jochen HAHN , IVECO / DEU

Theoretische Bestzeit: 1:56.82

Lap	Time	S1	S2	S3	Lap	Time	S1	S2	S3
1	2:05.376	1:05.936	31.188	28.252	8	1:57.573	59.022	30.569	27.982
2	1:57.373	58.863	30.432	28.078	9	1:59.046	58.624	31.011	29.411
3	1:56.944	58.406	30.451	28.087	10	1:57.837	58.717	30.827	28.293
4	1:57.108	58.495	30.546	28.067	11	1:58.352	59.326	30.738	28.288
5	1:58.357	59.646	30.648	28.063	12	1:58.360	59.046	30.786	28.528
6	1:57.725	58.830	30.544	28.351	13	1:58.939	59.543	30.948	28.448
7	1:59.151	58.869	30.651	29.631					

5 Norbert KISS , MERCEDES BENZ / HUN

Theoretische Bestzeit: 1:56.39

Lap	Time	S1	S2	S3	Lap	Time	S1	S2	S3
1	2:00.276	1:02.014	30.393	27.869	8	1:56.913	58.136	30.817	27.960
2	1:56.672	58.220	30.439	28.013	9	1:57.155	58.429	30.679	28.047
3	1:56.613	58.169	30.495	27.949	10	1:57.187	58.462	30.725	28.000
4	1:57.754	58.918	30.663	28.173	11	1:57.384	58.718	30.752	27.914
5	1:57.566	58.901	30.522	28.143	12	1:57.480	58.648	30.709	28.123
6	1:57.456	58.719	30.556	28.181	13	1:58.459	58.876	31.054	28.529
7	1:56.805	58.277	30.657	27.871					

6 Anthony A.JANIEC , MAN / FRA

Theoretische Bestzeit: 1:57.53

Lap	Time	S1	S2	S3	Lap	Time	S1	S2	S3
1	2:07.337	1:07.112	31.231	28.994	8	1:58.587	59.153	30.870	28.564
2	1:57.826	58.763	30.685	28.378	9	1:58.502	59.196	30.863	28.443
3	1:57.607	58.621	30.762	28.224	10	1:58.706	59.250	31.032	28.424
4	1:57.658	58.641	30.755	28.262	11	1:58.916	59.521	30.847	28.548
5	1:58.138	58.883	30.824	28.431	12	1:58.514	59.239	30.918	28.357
6	1:58.035	58.981	30.789	28.265	13	1:58.536	59.310	30.900	28.326
7	1:58.330	59.108	30.860	28.362					

7 Jamie ANDERSON , MAN / GBR

Theoretische Bestzeit: 1:57.03

Lap	Time	S1	S2	S3	Lap	Time	S1	S2	S3
1	2:09.746	1:09.072	31.773	28.901	8	1:57.901	58.745	30.878	28.278
2	1:58.665	59.477	31.016	28.172	9	1:57.628	59.040	30.791	27.797
3	1:58.926	59.887	30.895	28.144	10	2:00.320	1:01.151	30.865	28.304
4	1:58.855	59.353	30.983	28.519	11	1:58.406	59.043	31.066	28.297
5	1:58.096	59.409	30.614	28.073	12	1:58.595	58.813	30.916	28.866
6	1:57.819	58.984	30.770	28.065	13	1:58.375	59.786	30.916	27.673
7	1:57.935	59.027	30.881	28.027					

9 Frantisek VOJTISEK , MAN / CZE


Theoretische Bestzeit: 1:59.27

Lap	Time	S1	S2	S3	Lap	Time	S1	S2	S3
1	2:13.616	1:13.446	31.115	29.055	8	2:00.432	1:00.736	30.942	28.754
2	2:00.349	1:00.169	31.008	29.172	9	2:00.219	1:00.084	31.185	28.950
3	2:01.868	1:00.522	31.248	30.098	10	2:00.408	1:00.305	31.524	28.579
4	1:59.718	59.894	30.887	28.937	11	1:59.980	59.980	31.239	28.761
5	1:59.535	59.807	31.018	28.710	12	2:00.300	1:00.146	31.245	28.909
6	2:00.019	1:00.098	31.089	28.832	13	2:00.554	1:00.373	31.117	29.064
7	2:00.758	1:00.163	30.951	29.644					

11 Andre KURSIM , IVECO / DEU

Theoretische Bestzeit: 1:56.47

Lap	Time	S1	S2	S3	Lap	Time	S1	S2	S3
1	1:59.763	1:01.278	30.365	28.120	8	1:57.826	58.754	30.775	28.297
2	1:56.547	58.281	30.436	27.830	9	1:57.789	58.606	30.899	28.284
3	1:57.028	58.381	30.535	28.112	10	1:58.439	59.146	30.919	28.374
4	1:57.599	58.686	30.798	28.115	11	1:59.360	1:00.378	30.781	28.201
5	1:57.711	58.780	30.600	28.331	12	1:58.142	58.881	30.854	28.407
6	1:57.911	58.544	30.723	28.644	13	1:57.999	58.848	30.901	28.250
7	1:58.137	58.911	30.825	28.401					



34. INT. ADAC TRUCK GRAND PRIX

Nürburgring Sprint, length 3629 m

19. - 21. July 2019

FIA European Truck Racing Championship

Lap Analysis Race 4,

FIA-Visa.No.: 4ETRC-DEU12.07.2019

14 José J.RODRIGUES , MAN / PRT

Theoretische Bestzeit:

Lap	Time	S1	S2	S3	Lap	Time	S1	S2	S3
1	2:03.654				8	1:57.851			
2	1:57.265				9	1:57.865			
3	1:56.988				10	1:58.799			
4	1:57.287				11	1:58.922			
5	1:58.351				12	1:57.722			
6	1:57.664				13	1:58.173			
7	1:57.828								

15 Erwin KLEINAGELVOORT , SCANIA / NLD

Theoretische Bestzeit: 1:59.73

Lap	Time	S1	S2	S3	Lap	Time	S1	S2	S3
1	2:17.721	1:16.348	31.972	29.401	8	1:59.746	59.784	31.138	28.824
2	2:01.156	1:00.737	31.336	29.083	9	2:00.454	1:00.236	31.127	29.091
3	2:00.463	1:00.451	31.181	28.831	10	2:00.013	1:00.013	31.151	28.849
4	2:00.355	1:00.317	31.186	28.852	11	2:00.658	1:00.212	31.252	29.194
5	2:00.477	1:00.339	31.157	28.981	12	2:00.380	1:00.330	31.156	28.894
6	2:00.350	1:00.169	31.181	29.000	13	2:00.493	1:00.094	31.327	29.072
7	2:00.478	1:00.054	31.222	29.202					

20 Tèo CALVET , MAN / FRA

Theoretische Bestzeit:

Lap	Time	S1	S2	S3	Lap	Time	S1	S2	S3
1	2:08.806				8	1:59.136			
2	1:59.123				9	1:59.124			
3	1:58.841				10	1:59.275			
4	1:59.178				11	1:59.212			
5	2:00.076				12	1:59.412			
6	1:58.880				13	1:59.291			
7	1:58.705								

21 Thomas ROBINEAU , MAN / FRA

Theoretische Bestzeit: 1:58.55

Lap	Time	S1	S2	S3	Lap	Time	S1	S2	S3
1	2:08.180	1:07.971	31.328	28.881	8	1:59.951	1:00.054	31.281	28.616
2	1:59.002	59.730	31.041	28.231	9	1:59.613	59.448	31.090	29.075
3	1:58.732	59.289	31.131	28.312	10	1:59.457	59.697	31.141	28.619
4	1:59.860	59.475	31.119	29.266	11	1:59.417	59.736	31.077	28.604
5	2:01.242	1:01.756	31.111	28.375	12	1:59.681	59.649	31.035	28.997
6	2:01.575	1:00.022	31.166	30.387	13	1:59.750	59.569	31.109	29.072
7	1:59.546	59.717	31.162	28.667					

23 Antonio ALBACETE , MAN / ESP

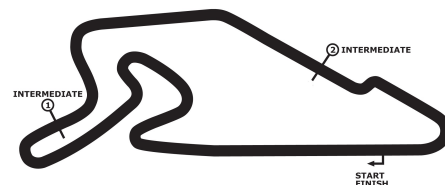
Theoretische Bestzeit: 1:56.02

Lap	Time	S1	S2	S3	Lap	Time	S1	S2	S3
1	2:01.350	1:02.988	30.511	27.851	8	1:57.806	58.944	30.832	28.030
2	1:56.391	58.246	30.505	27.640	9	1:57.836	58.759	30.738	28.339
3	1:56.440	57.956	30.480	28.004	10	1:58.479	59.251	30.684	28.544
4	1:57.556	58.935	30.610	28.011	11	1:59.318	1:00.346	30.763	28.209
5	1:57.541	59.143	30.424	27.974	12	1:58.383	58.989	30.732	28.662
6	1:57.530	58.819	30.560	28.151	13	1:57.737	58.842	30.649	28.246
7	1:58.218	59.109	30.652	28.457					

24 Fabio CITIGNOLA , MERCEDES BENZ / DEU

Theoretische Bestzeit: 1:57.89

Lap	Time	S1	S2	S3	Lap	Time	S1	S2	S3
1	2:07.877	1:07.166	31.767	28.944	8	1:58.207	58.863	31.066	28.278
2	1:58.599	59.146	30.974	28.479	9	1:58.567	59.173	30.964	28.430
3	1:58.614	58.978	31.204	28.432	10	1:59.338	59.916	30.979	28.443
4	1:58.000	58.735	30.983	28.282	11	1:58.826	59.389	30.965	28.472
5	1:58.137	58.839	30.886	28.412	12	1:58.993	59.311	31.010	28.672
6	1:58.650	59.136	30.887	28.627	13	1:58.581	59.292	30.910	28.379
7	1:58.511	59.054	30.887	28.570					



34. INT. ADAC TRUCK GRAND PRIX

Nürburgring Sprint, length 3629 m

19. - 21. July 2019

FIA European Truck Racing Championship

Lap Analysis Race 4,

FIA-Visa.No.: 4ETRC- DEU12.07.2019

25 Heinrich-Clemens HECKER , MAN / DEU

Theoretische Bestzeit: 2:01.85

Lap	Time	S1	S2	S3	Lap	Time	S1	S2	S3
1	2:38.953	1:20.639	38.737		7	2:12.643	1:02.126	37.218	33.299
2	2:45.273	1:44.142	31.488	29.643	8	2:10.529	1:09.674	31.481	29.374
3	2:03.081	1:02.078	31.422	29.581	9	2:05.872	1:05.482	31.225	29.165
4	2:02.181	1:01.471	31.213	29.493	10	2:07.763	1:06.208	31.495	30.060
5	2:02.645	1:01.613	31.398	29.634	11	2:05.361	1:02.034	31.789	31.538
6	2:04.333	1:03.110	31.459	29.764	12	2:03.046	1:01.945	31.519	29.582

27 Gerhard KÖRBER , IVECO / DEU

Theoretische Bestzeit: 1:56.84

Lap	Time	S1	S2	S3	Lap	Time	S1	S2	S3
1	2:02.373	1:03.612	30.781	27.980	8	1:57.973	58.975	30.762	28.236
2	1:56.994	58.469	30.590	27.935	9	1:58.089	59.040	30.774	28.275
3	1:56.920	58.517	30.547	27.856	10	1:59.127	59.105	31.011	29.011
4	1:57.815	58.829	31.031	27.955	11	1:59.709	1:00.427	31.036	28.246
5	1:58.924	1:00.001	30.686	28.237	12	1:58.430	59.221	30.908	28.301
6	1:57.759	58.781	30.827	28.151	13	1:58.630	59.405	30.978	28.247
7	1:57.616	59.075	30.711	27.830					

30 Sascha LENZ , MAN / DEU

Theoretische Bestzeit: 1:56.76

Lap	Time	S1	S2	S3	Lap	Time	S1	S2	S3
1	2:04.143	1:05.411	30.878	27.854	8	1:58.884	1:00.169	30.503	28.212
2	1:56.990	58.786	30.545	27.659	9	1:58.073	58.684	30.897	28.492
3	1:57.218	58.800	30.604	27.814	10	1:58.606	59.313	30.732	28.561
4	1:57.209	58.603	30.783	27.823	11	1:58.807	59.470	30.725	28.612
5	2:00.503	1:01.671	30.829	28.003	12	1:57.932	58.891	30.753	28.288
6	1:57.429	58.658	30.737	28.034	13	1:58.515	58.940	30.903	28.672
7	1:58.978	59.058	30.789	29.131					

37 Terry GIBBON , MAN / GBR

Theoretische Bestzeit: 1:57.84

Lap	Time	S1	S2	S3	Lap	Time	S1	S2	S3
1	2:11.308	1:08.926	31.634	30.748	8	1:58.390	59.060	30.891	28.439
2	1:58.661	58.964	30.868	28.829	9	1:58.445	59.025	30.875	28.545
3	1:58.164	58.922	30.750	28.492	10	1:58.459	59.238	31.009	28.212
4	1:58.834	59.330	30.882	28.622	11	1:58.529	59.340	30.711	28.478
5	2:00.596	1:00.868	31.170	28.558	12	2:01.226	1:00.059	30.915	30.252
6	1:59.969	59.877	31.018	29.074	13	1:58.897	59.415	30.916	28.566
7	1:59.418	1:00.276	30.730	28.412					

38 José Eduardo Teixeira J.E.RODRIGUES , MAN / PRT

Theoretische Bestzeit: 1:59.13

Lap	Time	S1	S2	S3	Lap	Time	S1	S2	S3
1	2:12.230	1:09.731	31.544	30.955	8	1:59.886	59.893	31.289	28.704
2	1:59.475	59.591	31.163	28.721	9	1:59.614	59.673	31.193	28.748
3	1:59.438	59.806	31.027	28.605	10	1:59.907	1:00.019	31.178	28.710
4	1:59.841	59.929	31.211	28.701	11	2:00.195	1:00.255	31.303	28.637
5	1:59.642	59.923	30.943	28.776	12	1:59.746	59.874	31.169	28.703
6	1:59.467	59.737	31.095	28.635	13	1:59.827	59.921	31.216	28.690
7	1:59.996	59.789	31.108	29.099					

39 Franck CONTI , VOLVO / FRA

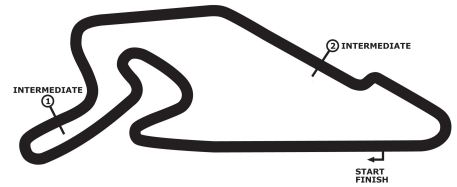
Theoretische Bestzeit: 2:07.21

Lap	Time	S1	S2	S3	Lap	Time	S1	S2	S3
1	2:19.565	1:15.783	33.414	30.368	3	2:27.087	1:07.986	33.971	
2	2:09.277	1:04.211	32.633	32.433					

44 Stephanie HALM , IVECO / DEU

Theoretische Bestzeit: 1:57.44

Lap	Time	S1	S2	S3	Lap	Time	S1	S2	S3
1	2:06.280	1:06.697	30.739	28.844	3	2:36.016	1:00.794	40.169	
2	1:57.449	58.691	30.482	28.276					



34. INT. ADAC TRUCK GRAND PRIX

Nürburgring Sprint, length 3629 m

19. - 21. July 2019

FIA European Truck Racing Championship

Lap Analysis Race 4,

FIA-Visa.No.: 4ETRC- DEU12.07.2019

55 Adam LACKO , FREIGHTLINER / CZE

Theoretische Bestzeit: 1:56.80

Lap	Time	S1	S2	S3	Lap	Time	S1	S2	S3
1	2:05.423	1:05.380	31.521	28.522	8	1:58.737	59.908	30.621	28.208
2	1:57.108	58.398	30.514	28.196	9	1:57.938	58.517	30.991	28.430
3	1:56.827	58.105	30.539	28.183	10	1:58.852	59.227	30.800	28.825
4	1:57.172	58.236	30.542	28.394	11	1:58.093	58.879	30.717	28.497
5	1:58.240	59.180	30.642	28.418	12	1:58.344	58.863	30.847	28.634
6	1:57.656	58.632	30.732	28.292	13	1:58.662	59.009	30.889	28.764
7	1:59.784	58.861	30.703	30.220					

64 Luis RECUENCO , MAN / ESP

Theoretische Bestzeit: 1:58.20

Lap	Time	S1	S2	S3	Lap	Time	S1	S2	S3
1	2:10.287	1:08.522	31.571	30.194	8	1:59.511	59.499	31.190	28.822
2	2:00.161	59.316	31.323	29.522	9	1:59.791	59.553	31.085	29.153
3	1:58.276	59.161	30.855	28.260	10	1:59.307	59.504	30.977	28.826
4	1:58.462	59.281	30.990	28.191	11	1:59.652	59.630	31.239	28.783
5	2:01.302	1:00.973	31.207	29.122	12	1:59.444	59.538	31.322	28.584
6	2:01.103	59.507	31.130	30.466	13	1:59.650	59.673	31.254	28.723
7	1:59.514	59.527	31.300	28.687					

75 Jennifer J.JANIEC , MAN / FRA

Theoretische Bestzeit: 2:04.47

Lap	Time	S1	S2	S3	Lap	Time	S1	S2	S3
1	2:18.390	1:15.006	32.335	31.049	8	2:05.626	1:03.140	32.234	30.252
2	2:06.363	1:04.275	31.996	30.092	9	2:05.146	1:02.482	32.331	30.333
3	2:05.473	1:03.073	32.230	30.170	10	2:05.655	1:02.385	32.624	30.642
4	2:05.705	1:03.073	32.253	30.379	11	2:06.175	1:03.009	32.436	30.730
5	2:06.410	1:03.317	32.555	30.538	12	2:05.754	1:02.550	32.807	30.397
6	2:06.483	1:03.374	32.470	30.639	13	2:06.818	1:03.778	32.227	30.813
7	2:07.182	1:03.185	33.230	30.767					

77 Rene REINERT , IVECO / DEU

Theoretische Bestzeit: 1:56.77

Lap	Time	S1	S2	S3	Lap	Time	S1	S2	S3
1	2:03.020	1:04.218	30.960	27.842	8	1:57.895	59.098	30.901	27.896
2	1:57.043	58.512	30.593	27.938	9	1:59.016	59.324	30.966	28.726
3	1:57.183	58.556	30.656	27.971	10	1:58.461	59.162	31.195	28.104
4	1:57.355	58.339	30.971	28.045	11	1:58.279	59.316	30.864	28.099
5	1:59.655	1:00.824	30.738	28.093	12	1:58.471	59.127	31.153	28.191
6	1:57.851	58.836	30.769	28.246	13	1:58.847	59.502	31.111	28.234
7	1:58.610	58.823	30.903	28.884					