


34. INT. ADAC TRUCK GRAND PRIX

Nürburgring Sprint, length 3629 m

19. - 21. July 2019

ADAC Mittelrhein Cup



Lap Analysis Race 3,

DMSB -Reg.No.: 134/19

1 Ryan R.Smith (GBR) (NAVI STAR)

Theoretische Bestzeit: 1:56.095

Lap	D	Time	S1	S2	S3	Lap	D	Time	S1	S2	S3
1	1	1:59.867	1:01.506	30.428	27.933	8	1	2:42.227	1:28.374	44.849	29.004
2	1	1:56.290	58.317	30.272	27.701	9	1	1:57.552	58.613	30.674	28.265
3	1	1:56.380	58.122	30.491	27.767	10	1	1:57.540	58.572	30.572	28.396
4	1	1:56.997	58.267	30.551	28.179	11	1	1:57.681	58.772	30.571	28.338
5	1	1:57.086	58.467	30.637	27.982	12	1	1:57.932	58.673	30.743	28.516
6	1	1:56.894	58.557	30.475	27.862	13	1	1:57.804	58.918	30.698	28.188
7	1	2:53.006	1:14.707	55.839	42.460						

2 Ray Coleman (GBR) (MAN)

Theoretische Bestzeit: 1:59.545

Lap	D	Time	S1	S2	S3	Lap	D	Time	S1	S2	S3
1	1	2:04.690	1:04.583	31.124	28.983	8	1	2:38.008	1:29.208	39.145	29.655
2	1	2:00.638	1:00.088	31.358	29.192	9	1	2:00.811	1:00.544	31.323	28.944
3	1	1:59.805	59.729	31.285	28.791	10	1	2:00.632	1:00.810	31.025	28.797
4	1	2:00.317	59.999	31.408	28.910	11	1	2:01.794	1:00.945	31.636	29.213
5	1	2:00.585	1:00.193	31.272	29.120	12	1	2:01.915	1:00.813	31.691	29.411
6	1	2:02.015	1:00.476	31.350	30.189	13	1	2:01.670	1:00.618	31.676	29.376
7	1	2:47.211	1:14.563	50.432	42.216						

3 Steven Powell (GBR) (MAN)

Theoretische Bestzeit: 2:03.773

Lap	D	Time	S1	S2	S3	Lap	D	Time	S1	S2	S3
1	1	2:11.968	1:10.099	31.986	29.883	8	1	2:17.881	1:15.967	31.969	29.945
2	1	2:04.808	1:02.061	32.154	30.591	9	1	2:05.265	1:02.188	32.364	30.713
3	1	2:07.563	1:04.268	32.392	30.903	10	1	2:05.329	1:02.818	32.078	30.433
4	1	2:10.940	1:02.110	31.908		11	1	2:07.040	1:02.934	32.206	31.900
5	1	2:18.549	1:16.594	32.153	29.802	12	1	2:04.286	1:02.216	32.101	29.969
6	1	2:22.663	1:02.335	42.247	38.081	13	1	2:05.616	1:03.151	32.182	30.283
7	1	2:37.788	1:14.492	44.564	38.732						

5 Adam Bint (GBR) (VOLVO)

Theoretische Bestzeit: 2:04.531

Lap	D	Time	S1	S2	S3	Lap	D	Time	S1	S2	S3
1	1	2:16.119	1:12.413	32.292	31.414	8	1	2:21.762	1:19.184	32.169	30.409
2	1	2:05.991	1:02.747	32.484	30.760	9	1	2:06.118	1:03.241	31.947	30.930
3	1	2:05.982	1:03.225	32.074	30.683	10	1	2:05.532	1:03.237	32.012	30.283
4	1	2:05.906	1:03.036	32.449	30.421	11	1	2:06.378	1:02.855	32.675	30.848
5	1	2:04.687	1:02.331	31.909	30.439	12	1	2:06.070	1:02.738	32.724	30.608
6	1	2:20.284	1:03.078	39.142	38.064	13	1	2:05.264	1:02.602	31.988	30.674
7	1	2:38.633	1:18.114	42.870	37.649						

6 John Powell (GBR) (DAF)

Theoretische Bestzeit: 2:04.491

Lap	D	Time	S1	S2	S3	Lap	D	Time	S1	S2	S3
1	1	2:19.351	1:14.632	32.796	31.923	8	1	2:20.504	1:17.382	32.139	30.983
2	1	2:07.464	1:03.404	32.212	31.848	9	1	2:04.604	1:01.951	31.966	30.687
3	1	2:07.351	1:03.598	32.421	31.332	10	1	2:05.330	1:02.493	32.127	30.710
4	1	2:06.707	1:03.191	32.482	31.034	11	1	2:07.157	1:02.560	32.047	32.550
5	1	2:07.361	1:04.302	32.485	30.574	12	1	2:06.631	1:02.937	32.242	31.452
6	1	2:25.608	1:02.664	42.001	40.943	13	1	2:06.121	1:02.522	32.520	31.079
7	1	2:39.483	1:16.391	44.432	38.660						

11 Lukas Hahn (GER) (IVECO)

Theoretische Bestzeit: 1:57.357

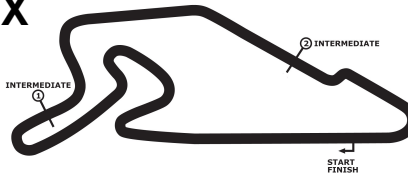
Lap	D	Time	S1	S2	S3	Lap	D	Time	S1	S2	S3
1	1	2:01.947	1:02.952	30.752	28.243	8	1	2:32.728	1:28.505	35.968	28.255
2	1	1:57.971	58.750	30.937	28.284	9	1	1:58.797	59.524	30.928	28.345
3	1	1:57.653	58.831	30.710	28.112	10	1	1:58.367	59.458	30.719	28.190
4	1	1:57.357	58.745	30.517	28.095	11	1	1:58.257	59.018	30.900	28.339
5	1	1:57.554	58.764	30.633	28.157	12	1	1:59.033	59.733	31.082	28.218
6	1	1:57.868	58.852	30.726	28.290	13	1	2:00.696	59.894	31.018	29.784
7	1	3:03.246	1:24.725	55.605	42.916						

34. INT. ADAC TRUCK GRAND PRIX

Nürburgring Sprint, length 3629 m

19. - 21. July 2019

ADAC Mittelrhein Cup



Lap Analysis Race 3,

DMSB -Reg.No.: 134/19

14 John Bowler (GBR) (DAF)						Theoretische Bestzeit: 2:02.833					
Lap	D	Time	S1	S2	S3	Lap	D	Time	S1	S2	S3
1	1	2:10.642	1:08.892	32.113	29.637	8	1	2:27.073	1:25.568	31.770	29.735
2	1	2:05.461	1:02.384	32.678	30.399	9	1	2:03.439	1:02.612	31.411	29.416
3	1	2:05.575	1:03.702	32.061	29.812	10	1	2:04.473	1:02.772	31.556	30.145
4	1	2:04.794	1:02.416	32.520	29.858	11	1	2:04.370	1:02.424	31.843	30.103
5	1	2:04.032	1:02.001	31.879	30.147	12	1	2:05.326	1:02.784	32.164	30.378
6	1	2:10.035	1:05.067	32.338	32.630	13	1	2:04.550	1:02.509	31.877	30.164
7	1	2:44.285	1:15.336	45.465	43.484						

15 Erik Forsstrom (FIN) (SISU)						Theoretische Bestzeit: 2:04.215					
Lap	D	Time	S1	S2	S3	Lap	D	Time	S1	S2	S3
1	1	2:18.246	1:14.245	32.388	31.613	8	1	2:17.975	1:15.865	31.774	30.336
2	1	2:07.257	1:03.831	32.185	31.241	9	1	2:05.195	1:03.386	31.812	29.997
3	1	2:07.312	1:03.578	32.305	31.429	10	1	2:04.563	1:02.441	31.954	30.165
4	1	2:06.874	1:03.980	32.093	30.801	11	1	2:05.376	1:02.879	32.154	30.343
5	1	2:06.601	1:03.950	31.823	30.828	12	1	2:05.413	1:03.323	32.027	30.063
6	1	2:23.598	1:03.124	41.557	38.917	13	1	2:05.755	1:03.638	31.953	30.164
7	1	2:41.877	1:17.977	44.923	38.977						

16 Brad B.Smith (GBR) (DAF)						Theoretische Bestzeit: 2:05.112					
Lap	D	Time	S1	S2	S3	Lap	D	Time	S1	S2	S3
1	1	2:17.987	1:13.481	32.664	31.842	8	1	2:18.466	1:15.219	32.424	30.823
2	1	2:06.425	1:02.989	32.356	31.080	9	1	2:05.486	1:02.729	32.262	30.495
3	1	2:06.369	1:02.813	32.377	31.179	10	1	2:06.650	1:03.540	32.246	30.864
4	1	2:08.279	1:03.941	33.122	31.216	11	1	2:08.433	1:03.697	32.530	32.206
5	1	2:06.183	1:02.855	32.458	30.870	12	1	2:05.977	1:03.049	32.238	30.690
6	1	2:23.448	1:03.160	41.341	38.947	13	1	2:05.753	1:02.371	32.753	30.621
7	1	2:42.036	1:17.831	44.846	39.359						

18 John Newell (GBR) (MAN)						Theoretische Bestzeit: 2:19.865					
Lap	D	Time	S1	S2	S3	Lap	D	Time	S1	S2	S3
1	1	2:22.987	1:19.821	31.787	31.379	2	1	2:47.483	1:16.691		

22 Paul Rivett (GBR) (MAN)						Theoretische Bestzeit: 2:02.123					
Lap	D	Time	S1	S2	S3	Lap	D	Time	S1	S2	S3
1	1	2:09.493	1:08.311	31.729	29.453	8	1	2:27.821	1:25.097	32.500	30.224
2	1	2:02.336	1:01.281	31.385	29.666	9	1	2:03.267	1:01.606	31.571	30.090
3	1	2:03.024	1:01.451	31.603	29.970	10	1	2:03.587	1:01.808	31.578	30.201
4	1	2:03.819	1:01.815	31.856	30.148	11	1	2:04.180	1:01.905	31.984	30.291
5	1	2:03.333	1:01.372	31.870	30.091	12	1	2:04.660	1:02.253	32.004	30.403
6	1	2:09.638	1:02.153	31.783	35.702	13	1	2:05.404	1:02.546	32.166	30.692
7	1	2:51.436	1:21.741	46.251	43.444						

35 Nimda Kraal (NLD) (VOLVO)						Theoretische Bestzeit: 2:09.941					
Lap	D	Time	S1	S2	S3	Lap	D	Time	S1	S2	S3
1	1	2:23.501	1:15.842	34.579	33.080	7	1	3:09.467	1:37.135	58.165	34.167
2	1	2:11.261	1:06.097	33.156	32.008	8	1	3:11.058	2:04.984	33.679	32.395
3	1	2:11.780	1:06.025	33.862	31.893	9	1	2:13.595	1:07.103	34.126	32.366
4	1	2:12.046	1:06.119	34.025	31.902	10	1	2:13.096	1:06.980	34.226	31.890
5	1	2:11.130	1:04.891	33.289	32.946	11	1	2:14.535	1:06.722	35.409	32.404
6	1	3:00.397	1:15.584	57.364	47.449						

41 Simon Cole (GBR) (MERCEDES)						Theoretische Bestzeit: 2:05.204					
Lap	D	Time	S1	S2	S3	Lap	D	Time	S1	S2	S3
1	1	2:16.960	1:13.003	32.253	31.704	8	1	2:17.081	1:15.091	31.686	30.304
2	1	2:06.503	1:03.294	32.766	30.443	9	1	2:05.798	1:03.311	31.966	30.521
3	1	2:05.647	1:03.211	31.925	30.508	10	1	2:06.621	1:03.301	32.421	30.899
4	1	2:06.572	1:03.901	32.172	30.499	11	1	2:12.048	1:03.750	33.279	35.019
5	1	2:06.296	1:03.821	31.792	30.683	12	1	2:19.274	1:08.607	36.581	34.086
6	1	2:25.479	1:03.609	42.711	39.159	13	1	2:18.194	1:08.530	35.003	34.661
7	1	2:42.381	1:18.114	44.594	39.673						


34. INT. ADAC TRUCK GRAND PRIX

Nürburgring Sprint, length 3629 m

19. - 21. July 2019

ADAC Mittelrhein Cup

Lap Analysis Race 3,




DMSB -Reg.No.: 134/19

34. INT. ADAC TRUCK GRAND PRIX

Nürburgring Sprint, length 3629 m

19. - 21. July 2019

ADAC Mittelrhein Cup



Lap Analysis Race 3,

DMSB -Reg.No.: 134/19

42 Luke Garrett (GBR) (MAN)						Theoretische Bestzeit: 2:04.477					
Lap	D	Time	S1	S2	S3	Lap	D	Time	S1	S2	S3
1	1	2:15.142	1:11.483	32.263	31.396	8	1	2:23.858	1:21.318	32.344	30.196
2	1	2:06.300			31.084	9	1	2:05.702			30.239
3	1	2:05.812			30.495	10	1	2:06.266	1:03.359	32.515	30.392
4	1	2:05.737	1:03.280	32.238	30.219	11	1	2:06.665			30.590
5	1	2:05.116			30.373	12	1	2:04.924	1:03.068	31.865	29.991
6	1	2:15.547	1:02.621	35.189	37.737	13	1	2:05.540	1:02.902	32.174	30.464
7	1	2:37.595	1:16.248	42.229	39.118						

43 Dirk Behnke (GER) (MERCEDÉS)						Theoretische Bestzeit: 2:09.085					
Lap	D	Time	S1	S2	S3	Lap	D	Time	S1	S2	S3
1	1	2:28.059	1:18.587	36.432	33.040	7	1	3:05.152	1:37.321	55.165	32.666
2	1	2:11.937	1:06.451	33.907	31.579	8	1	2:15.658	1:06.650	35.177	33.831
3	1	2:10.193	1:04.301	33.573	32.317	9	1	2:11.928	1:06.729	33.558	31.641
4	1	2:10.142	1:04.487	34.168	31.487	10	1	2:10.945	1:06.163	33.435	31.347
5	1	2:11.327	1:04.995	33.726	32.606	11	1	2:41.039	1:12.874	44.384	43.781
6	1	3:00.784	1:16.435	57.252	47.097	12	1	2:52.083	1:27.807	42.914	41.362

44 Rody Smit (NLD) (SCANIA)						Theoretische Bestzeit: 2:04.401					
Lap	D	Time	S1	S2	S3	Lap	D	Time	S1	S2	S3
1	1	2:14.548	1:11.164	32.342	31.042	8	1	2:17.351	1:15.040	32.118	30.193
2	1	2:05.435	1:02.452	32.125	30.858	9	1	2:04.739	1:02.500	32.005	30.234
3	1	2:06.586	1:03.076	32.087	31.423	10	1	2:05.741	1:03.017	32.242	30.482
4	1	2:08.016	1:04.352	33.138	30.526	11	1	2:04.796	1:02.311	32.126	30.352
5	1	2:05.143	1:02.972	31.955	30.216	12	1	2:05.616	1:02.976	32.385	30.255
6	1	2:25.833	1:02.839	43.940	39.054	13	1	2:16.811	1:14.584	32.099	30.128
7	1	2:43.137	1:16.497	46.698	39.942						

50 Willem Breedijk (NLD) (VOLVO)						Theoretische Bestzeit: 2:07.201					
Lap	D	Time	S1	S2	S3	Lap	D	Time	S1	S2	S3
1	1	2:21.348	1:15.127	33.898	32.323	7	1	3:04.523	1:36.992	55.790	31.741
2	1	2:08.925	1:04.812	33.077	31.036	8	1	2:08.544	1:04.895	32.647	31.002
3	1	2:07.711	1:04.093	32.405	31.213	9	1	2:08.421	1:04.614	32.864	30.943
4	1	2:26.689	1:22.711	32.436	31.542	10	1	2:09.306	1:04.848	33.401	31.057
5	1	2:08.536	1:04.790	32.692	31.054	11	1	2:08.254	1:04.081	32.931	31.243
6	1	2:58.138	1:13.589	57.010	47.539	12	1	2:07.719	1:04.129	32.874	30.716

51 Bjorn Tjihuis (NLD) (DAF)						Theoretische Bestzeit: 2:08.696					
Lap	D	Time	S1	S2	S3	Lap	D	Time	S1	S2	S3
1	1	2:24.472	1:16.322	34.385	33.765	7	1	3:09.943	1:37.061	58.606	34.276
2	1	2:12.229	1:05.208	34.026	32.995	8	1	2:13.701	1:07.515	33.233	32.953
3	1	2:09.582	1:04.051	33.276	32.247	9	1	2:10.171	1:05.305	33.048	31.818
4	1	2:10.637	1:05.144	33.498	31.995	10	1	2:10.997	1:06.338	33.060	31.599
5	1	2:12.429	1:05.435	33.739	33.255	11	1	2:09.820	1:05.135	33.038	31.647
6	1	2:59.592	1:13.211	58.875	47.506	12	1	2:12.013	1:06.431	33.267	32.315

55 Sebastien Delchambre (BEL) (MAN)						Theoretische Bestzeit: 2:04.076					
Lap	D	Time	S1	S2	S3	Lap	D	Time	S1	S2	S3
1	1	2:21.274	1:15.546	33.391	32.337	8	1	2:17.725	1:15.821	31.758	30.146
2	1	2:05.534	1:02.471	31.796	31.267	9	1	2:05.954	1:03.584	32.270	30.100
3	1	2:06.569	1:02.947	32.182	31.440	10	1	2:05.280	1:02.825	32.077	30.378
4	1	2:07.495	1:04.512	32.323	30.660	11	1	2:05.577	1:02.551	32.267	30.759
5	1	2:05.834	1:03.204	32.095	30.535	12	1	2:05.073	1:02.211	32.034	30.821
6	1	2:26.122	1:03.791	41.410	40.921	13	1	2:05.522	1:03.123	32.140	30.259
7	1	2:39.690	1:16.029	45.067	38.594						


69 David Jenkins (GBR) (MAN)						Theoretische Bestzeit: 1:56.991					
Lap	D	Time	S1	S2	S3	Lap	D	Time	S1	S2	S3
1	1	2:00.760	1:02.448	30.531	27.781	8	1	2:34.525	1:29.736	36.433	28.356
2	1	1:57.461	58.805	30.507	28.149	9	1	1:58.938	59.389	31.183	28.366
3	1	1:57.310	58.887	30.429	27.994	10	1	1:58.041	58.946	30.695	28.400

34. INT. ADAC TRUCK GRAND PRIX

Nürburgring Sprint, length 3629 m

19. - 21. July 2019

ADAC Mittelrhein Cup



Lap Analysis Race 3,

DMSB -Reg.No.: 134/19


Lap	D	Time	S1	S2	S3	Lap	D	Time	S1	S2	S3
4	1	1:58.296	58.830	30.744	28.722	11	1	1:58.416	58.885	30.798	28.733
5	1	1:57.769	58.781	30.657	28.331	12	1	1:58.683	59.471	30.690	28.522
6	1	1:57.947	58.830	30.765	28.352	13	1	1:59.694	59.831	31.011	28.852
7	1	3:01.710	1:21.535	56.506	43.669						

34. INT. ADAC TRUCK GRAND PRIX

Nürburgring Sprint, length 3629 m

19. - 21. July 2019

ADAC Mittelrhein Cup



Lap Analysis Race 3,

DMSB -Reg.No.: 134/19

81 Mark Taylor (GBR) (MAN)

Theoretische Bestzeit: 2:04.866

Lap	D	Time	S1	S2	S3	Lap	D	Time	S1	S2	S3
1	1	2:07.792	1:07.367	31.143	29.282	6	1	2:37.314	1:06.375	39.611	
2	1	2:07.238	1:04.654	32.544	30.040	7	1	2:48.798	1:31.613	38.628	38.557
3	1	2:11.156	1:05.191	32.519	33.446	8	1	2:21.125	1:15.996	33.451	31.678
4	1	2:11.307	1:08.203	32.633	30.471	9	1	2:22.082	1:04.441	33.549	
5	1	2:11.416	1:07.066	33.787	30.563	10	1	2:22.369	1:21.360	31.698	29.311

86 Tom O'Rourke (GBR) (MAN)

Theoretische Bestzeit: 2:00.988

Lap	D	Time	S1	S2	S3	Lap	D	Time	S1	S2	S3
1	1	2:13.334	1:10.603	32.479	30.252	8	1	2:25.659	1:24.815	31.532	29.312
2	1	2:04.759	1:01.746	31.787	31.226	9	1	2:01.755	1:01.270	31.407	29.078
3	1	2:07.165	1:04.354	31.872	30.939	10	1	2:03.216	1:01.986	31.463	29.767
4	1	2:03.366	1:02.271	31.437	29.658	11	1	2:02.350	1:00.501	31.900	29.947
5	1	2:03.236	1:00.615	31.519	31.102	12	1	2:01.953			29.671
6	1	2:07.964	1:02.609	31.595	33.760	13	1	2:03.746	1:02.446	31.544	29.756
7	1	2:44.227	1:15.275	45.561	43.391						

89 Simon Reid (GBR) (IVECO)

Theoretische Bestzeit: 1:59.441

Lap	D	Time	S1	S2	S3	Lap	D	Time	S1	S2	S3
1	1	2:06.546	1:06.709	30.965	28.872	8	1	2:30.566	1:30.704	31.160	28.702
2	1	1:59.682	59.972	30.830	28.880	9	1	2:00.387	1:00.526	30.983	28.878
3	1	1:59.585	59.961	30.933	28.691	10	1	2:00.165	1:00.344	31.171	28.650
4	1	2:00.088	1:00.180	31.152	28.756	11	1	2:00.803	1:00.825	31.126	28.852
5	1	2:00.543	1:00.624	30.961	28.958	12	1	2:00.878	1:00.706	31.032	29.140
6	1	2:02.235	1:00.764	31.197	30.274	13	1	2:01.038	1:00.018	32.221	28.799
7	1	3:07.706	1:27.647	55.924	44.135						

95 Richard Collett (GBR) (MAN)

Theoretische Bestzeit: 2:01.373

Lap	D	Time	S1	S2	S3	Lap	D	Time	S1	S2	S3
1	1	2:15.106	1:12.153	31.853	31.100	4	1	2:01.807	1:01.091	31.240	29.476
2	1	2:03.919	1:01.405	30.935	31.579	5	1	2:01.792	1:01.146	31.299	29.347
3	1	2:04.384	1:01.801	31.923	30.660						