


34. INT. ADAC TRUCK GRAND PRIX

Nürburgring Sprint, length 3629 m

19. - 21. July 2019

ADAC Mittelrhein Cup



Lap Analysis Qualifying for Race 3,

DMSB -Reg.No.: 134/19

1 Ryan Smith (GBR) (NAVI STAR)

Theoretische Bestzeit: 1:55.904

Lap	D	Time	S1	S2	S3	Lap	D	Time	S1	S2	S3
1	1	2:27.579		32.351	29.321	5	1	2:24.084	1:15.152	38.802	30.130
2	1	1:56.291	58.375	30.300	27.616	6	1	1:56.176	58.077	30.458	27.641
3	1	1:56.506	58.215	30.298	27.993	7	1	3:15.609	1:13.429	41.940	
4	1	1:56.050	58.068	30.444	27.538						

2 Ray Coleman (GBR) (MAN)

Theoretische Bestzeit: 1:59.603

Lap	D	Time	S1	S2	S3	Lap	D	Time	S1	S2	S3
1	1	3:25.452		41.270	37.203	6	1	2:34.145	1:14.223	43.502	36.420
2	1	2:07.187	59.843	33.708	33.636	7	1	2:01.119	1:00.507	31.595	29.017
3	1	2:02.050	1:00.313	30.907	30.830	8	1	1:59.880	59.972	31.055	28.853
4	1	2:00.706	59.852	31.253	29.601	9	1	2:02.544	1:01.192	32.057	29.295
5	1	2:03.506	1:00.235	31.538	31.733						

3 Steven Powell (GBR) (MAN)

Theoretische Bestzeit: 2:02.863

Lap	D	Time	S1	S2	S3	Lap	D	Time	S1	S2	S3
1	1	3:02.801		36.601	32.425	5	1	2:02.881	1:01.567	31.752	29.562
2	1	2:03.865	1:02.213	31.799	29.853	6	1	2:03.750	1:01.719	32.250	29.781
3	1	2:04.062	1:02.256	32.101	29.705	7	1	3:01.449	1:18.032	48.408	
4	1	2:03.139	1:01.769	31.826	29.544						

5 Adam Bint (GBR) (VOLVO)

Theoretische Bestzeit: 2:08.599

Lap	D	Time	S1	S2	S3	Lap	D	Time	S1	S2	S3
1	1	3:29.197		37.763	39.396	5	1	2:19.769	1:09.270	35.042	35.457
2	1	2:12.453	1:06.420	33.848	32.185	6	1	2:32.415	1:16.702	41.751	33.962
3	1	2:08.970	1:04.574	32.635	31.761	7	1	2:09.446	1:05.323	32.709	31.414
4	1	2:10.233	1:04.550	32.795	32.888	8	1	2:50.346	1:14.721	38.359	

6 John Powell (GBR) (DAF)

Theoretische Bestzeit: 2:04.254

Lap	D	Time	S1	S2	S3	Lap	D	Time	S1	S2	S3
1	1	2:22.080		33.187	30.855	5	1	2:05.461	1:02.480	32.300	30.681
2	1	2:05.365	1:02.070	32.670	30.616	6	1	2:05.105	1:02.343	31.911	30.851
3	1	2:05.238	1:02.277	32.342	30.619	7	1	3:10.123	1:22.137	50.922	
4	1	2:05.056	1:02.733	32.059	30.264						

11 Lukas Hahn (GER) (IVECO)

Theoretische Bestzeit: 1:57.621

Lap	D	Time	S1	S2	S3	Lap	D	Time	S1	S2	S3
1	1	3:11.855		36.605	34.046	6	1	2:30.260	1:15.295	44.771	30.194
2	1	2:00.696	1:00.470	30.755	29.471	7	1	1:58.479	59.386	30.945	28.148
3	1	2:29.333	1:03.706	44.175	41.452	8	1	2:20.327	1:12.024	38.922	29.381
4	1	2:07.652	59.276	37.698	30.678	9	1	1:58.557	59.564	30.847	28.146
5	1	1:58.087	58.902	30.573	28.612						

14 John Bowler (GBR) (DAF)

Theoretische Bestzeit: 2:03.684

Lap	D	Time	S1	S2	S3	Lap	D	Time	S1	S2	S3
1	1	3:26.092		35.680	36.377	6	1	2:07.212	1:04.945	32.104	30.163
2	1	2:08.145	1:03.242	31.667	33.236	7	1	2:07.068	1:02.647	32.391	32.030
3	1	2:03.715	1:02.487	31.622	29.606	8	1	2:03.826	1:02.576	31.591	29.659
4	1	2:04.766	1:02.656	31.829	30.281	9	1	2:44.631	1:11.352	41.074	
5	1	2:04.636	1:03.034	31.947	29.655						

15 Erik Forsstrom (FIN) (SISU)

Theoretische Bestzeit:


Lap	D	Time	S1	S2	S3	Lap	D	Time	S1	S2	S3
1	1	3:05.302		36.321		5	1	2:34.935	1:05.857	34.666	
2	1	2:07.564	1:04.272	32.473		6	1	4:19.543	3:13.960	35.051	
3	1	2:06.537	1:03.915	32.052		7	1	2:07.163	1:03.757	32.123	
4	1	2:07.429	1:04.525	32.317		8	1	3:27.283	1:13.053	49.461	

34. INT. ADAC TRUCK GRAND PRIX

Nürburgring Sprint, length 3629 m

19. - 21. July 2019

ADAC Mittelrhein Cup



Lap Analysis Qualifying for Race 3,

DMSB -Reg.No.: 134/19

16 Brad Smith (GBR) (DAF)

Theoretische Bestzeit: 2:04.728

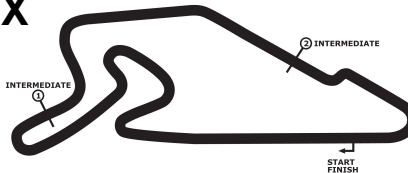
Lap	D	Time	S1	S2	S3	Lap	D	Time	S1	S2	S3
1	1	2:32.704		34.681	32.840	6	1	2:05.658	1:02.555	32.299	30.804
2	1	2:06.964	1:03.248	32.895	30.821	7	1	2:05.686	1:02.566	32.323	30.797
3	1	2:05.520	1:02.965	32.175	30.380	8	1	2:05.182	1:02.607	32.126	30.449
4	1	2:05.309	1:02.460	32.034	30.815	9	1	2:37.022	1:07.737	36.013	
5	1	2:05.578	1:02.314	32.384	30.880						

34. INT. ADAC TRUCK GRAND PRIX

Nürburgring Sprint, length 3629 m

19. - 21. July 2019

ADAC Mittelrhein Cup



Lap Analysis Qualifying for Race 3,

DMSB -Reg.No.: 134/19

18 John Newell (GBR) (MAN)						Theoretische Bestzeit: 1:58.669					
Lap	D	Time	S1	S2	S3	Lap	D	Time	S1	S2	S3
1	1	3:19.091		41.460	32.580	6	1	2:13.210	1:12.686	31.684	28.840
2	1	2:01.862	1:01.081	32.399	28.382	7	1	1:59.228	1:00.126	31.211	27.891
3	1	2:01.023	1:01.739	30.893	28.391	8	1	2:07.191	1:06.363	31.953	28.875
4	1	2:00.760	1:01.201	31.362	28.197	9	1	2:06.842	1:01.670	35.401	29.771
5	1	2:06.136	59.885	33.536	32.715	10	1	2:02.141	1:00.885	32.459	28.797

22 Paul Rivett (GBR) (MAN)						Theoretische Bestzeit: 2:01.910					
Lap	D	Time	S1	S2	S3	Lap	D	Time	S1	S2	S3
1	1	2:49.405		32.225	30.861	5	1	2:26.325	1:11.634	38.274	36.417
2	1	2:03.872	1:02.484	31.628	29.760	6	1	2:35.675	1:15.376	41.836	38.463
3	1	2:02.387	1:01.274	31.406	29.707	7	1	2:02.547	1:00.791	31.684	30.066
4	1	2:02.481	1:01.231	31.456	29.794	8	1	2:43.448	1:10.200	40.820	

35 Nimda Kraal (NLD) (VOLVO)						Theoretische Bestzeit: 2:13.686					
Lap	D	Time	S1	S2	S3	Lap	D	Time	S1	S2	S3
1	1	3:14.895		36.132	34.866	5	1	2:14.382	1:07.681	34.082	32.619
2	1	2:19.607	1:08.647	36.342	34.618	6	1	2:41.873	1:10.536	38.453	
3	1	2:18.113	1:09.114	36.105	32.894	7	1	4:15.149	3:04.057	35.269	35.823
4	1	2:15.767	1:08.489	34.307	32.971	8	1	2:15.463	1:08.350	35.190	31.923

41 Simon Cole (GBR) (MERCEDES)						Theoretische Bestzeit: 2:03.278					
Lap	D	Time	S1	S2	S3	Lap	D	Time	S1	S2	S3
1	1	2:55.632		33.110	32.789	6	1	2:05.902	1:02.967	32.659	30.276
2	1	2:09.616	1:06.371	32.446	30.799	7	1	2:05.651	1:03.271	32.138	30.242
3	1	2:06.870	1:02.834	33.215	30.821	8	1	2:05.665	1:03.912	32.103	29.650
4	1	2:05.969	1:03.701	31.951	30.317	9	1	2:05.162	1:02.690	32.201	30.271
5	1	2:05.933	1:03.455	32.031	30.447	10	1	2:03.278	1:02.061	31.655	29.562

42 Luke Garrett (GBR) (MAN)						Theoretische Bestzeit: 2:03.745					
Lap	D	Time	S1	S2	S3	Lap	D	Time	S1	S2	S3
1	1	2:42.427		32.340	31.937	6	1	2:04.619	1:02.170	32.373	30.076
2	1	2:04.110	1:02.343	31.909	29.858	7	1	2:04.784	1:02.459	31.759	30.566
3	1	2:04.332	1:02.121	32.196	30.008	8	1	2:05.555			30.335
4	1	2:31.422	1:08.087	39.038		9	1	2:17.430	1:06.255	36.879	34.296
5	1	3:02.826	1:59.849	32.894	30.083						

43 Dirk Behnke (GER) (MERCEDES)						Theoretische Bestzeit:					
Lap	D	Time	S1	S2	S3	Lap	D	Time	S1	S2	S3
1	1	3:14.576		36.601		3	1	10:09.935	8:16.910	57.254	
2	1	3:24.244	1:36.051	54.195							

44 Rody Smit (NLD) (SCANIA)						Theoretische Bestzeit: 2:03.874					
Lap	D	Time	S1	S2	S3	Lap	D	Time	S1	S2	S3
1	1	2:35.684		32.705		6	1	2:35.966	1:33.679	32.066	30.221
2	1	2:06.038	1:03.490	31.991		7	1	2:04.045	1:01.951	31.927	30.165
3	1	2:05.040	1:02.728	31.839		8	1	2:04.418	1:02.237	31.968	30.213
4	1	2:04.859	1:02.642	31.806		9	1	2:04.009	1:02.088	31.770	30.151
5	1	2:18.566	1:03.120	32.304		10	1	2:04.326	1:01.997	32.081	30.248


50 Willem Breedijk (NLD) (VOLVO)						Theoretische Bestzeit: 2:07.299					
Lap	D	Time	S1	S2	S3	Lap	D	Time	S1	S2	S3
1	1	3:08.452		33.957	34.708	6	1	2:08.439	1:04.629	32.543	31.267
2	1	2:10.347	1:05.313	32.959	32.075	7	1	2:09.251	1:03.941	32.553	32.751
3	1	2:09.110	1:05.589	32.562	30.959	8	1	2:08.855	1:04.825	33.207	30.823
4	1	2:08.553	1:04.809	32.774	30.970	9	1	2:09.329	1:04.227	34.157	30.945
5	1	2:07.709	1:04.206	32.694	30.809						

34. INT. ADAC TRUCK GRAND PRIX

Nürburgring Sprint, length 3629 m

19. - 21. July 2019

ADAC Mittelrhein Cup



Lap Analysis Qualifying for Race 3,

DMSB -Reg.No.: 134/19

51 Bjorn Tjihuis (NLD) (DAF)

Theoretische Bestzeit: 2:09.689

Lap	D	Time	S1	S2	S3	Lap	D	Time	S1	S2	S3
1	1	3:31.189		33.757	36.181	5	1	2:12.729	1:05.461	34.140	33.128
2	1	2:13.915	1:07.355	33.044	33.516	6	1	2:18.143	1:10.195	33.956	33.992
3	1	2:16.087	1:07.761	34.387	33.939	7	1	2:28.854	1:08.313	34.095	
4	1	2:10.028	1:04.831	33.383	31.812						

55 Sebastien Delchambre (BEL) (MAN)

Theoretische Bestzeit: 2:15.155


Lap	D	Time	S1	S2	S3	Lap	D	Time	S1	S2	S3
1	1	2:47.364		33.064	33.827	2	1	2:43.179	1:08.264	42.251	

34. INT. ADAC TRUCK GRAND PRIX

Nürburgring Sprint, length 3629 m

19. - 21. July 2019

ADAC Mittelrhein Cup



Lap Analysis Qualifying for Race 3,

DMSB -Reg.No.: 134/19

69 David Jenkins (GBR) (MAN)						Theoretische Bestzeit: 1:55.413					
Lap	D	Time	S1	S2	S3	Lap	D	Time	S1	S2	S3
1	1	2:18.986		32.331	28.165	6	1	1:59.373	1:00.019	30.672	28.682
2	1	1:57.071	58.825	30.442	27.804	7	1	1:57.924	58.738	30.500	28.686
3	1	1:58.117	58.492	30.318	29.307	8	1	2:11.781	1:07.619	36.248	27.914
4	1	2:12.351	1:02.816	40.779	28.756	9	1	1:58.323	59.070	30.773	28.480
5	1	1:55.881	58.682	30.596	26.603	10	1	1:58.467	58.700	30.652	29.115

81 Mark Taylor (GBR) (MAN)						Theoretische Bestzeit: 1:59.732					
Lap	D	Time	S1	S2	S3	Lap	D	Time	S1	S2	S3
1	1	2:35.844		32.619	31.447	6	1	2:00.684	1:00.241	31.516	28.928
2	1	2:03.029	1:00.668	31.886	30.475	7	1	2:00.495	1:01.003	30.925	28.567
3	1	2:01.635	1:01.148	31.515	28.972	8	1	2:01.473	1:01.882	30.933	28.658
4	1	2:00.965	1:00.972	31.330	28.663	9	1	2:01.423	1:00.964	31.887	28.572
5	1	2:02.198	1:01.573	31.806	28.819	10	1	2:02.918	1:01.956	32.131	28.831

86 Tom O'Rourke (GBR) (MAN)						Theoretische Bestzeit: 2:00.075					
Lap	D	Time	S1	S2	S3	Lap	D	Time	S1	S2	S3
1	1	2:56.272		32.660	32.404	6	1	2:00.853	1:00.494	31.683	28.676
2	1	2:04.018	1:01.947	32.039	30.032	7	1	2:01.418	1:00.125	31.969	29.324
3	1	2:02.296	1:00.733	31.802	29.761	8	1	2:02.948	1:01.161	32.577	29.210
4	1	2:01.657	1:00.349	31.484	29.824	9	1	2:16.563	59.915	31.542	
5	1	2:03.367	1:02.443	32.039	28.885						

89 Simon Reid (GBR) (IVECO)						Theoretische Bestzeit: 1:59.596					
Lap	D	Time	S1	S2	S3	Lap	D	Time	S1	S2	S3
1	1	2:29.678		31.960	30.357	6	1	2:08.432	1:02.348	31.468	34.616
2	1	2:16.314	1:01.978	31.875		7	1	2:23.688	1:12.336	41.828	29.524
3	1	3:03.146	2:02.427	31.102	29.617	8	1	2:01.068	1:01.209	30.888	28.971
4	1	2:01.157	1:00.900	31.114	29.143	9	1	1:59.901	1:00.241	31.193	28.467
5	1	2:00.605	1:00.575	31.120	28.910						

95 Richard Collett (GBR) (MAN)						Theoretische Bestzeit: 2:01.813					
Lap	D	Time	S1	S2	S3	Lap	D	Time	S1	S2	S3
1	1	12:26.991		32.097	30.115	4	1	2:03.523	1:01.848	31.531	30.144
2	1	2:04.808	1:03.451	31.260	30.097	5	1	2:03.003	1:00.952	31.725	30.326
3	1	2:03.260	1:01.975	31.684	29.601						