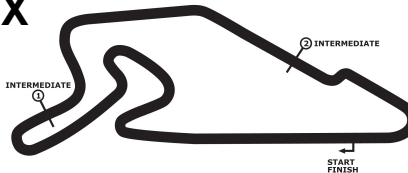


# 34. INT. ADAC TRUCK GRAND PRIX

Nürburgring Sprint, length 3629 m

19. - 21. July 2019

ADAC Mittelrhein Cup



## Lap Analysis Qualifying for Race 1,

**DMSB** -Reg.No.: 134/19

### 1 Ryan Smith (GBR) (NAVI STAR) Theoretische Bestzeit: 1:56.041

Lap	D	Time	S1	S2	S3	Lap	D	Time	S1	S2	S3
1	1	2:25.638		35.882	28.851	4	1	1:57.614	58.783	30.608	28.223
2	1	1:57.287	58.983	30.414	27.890	5	1	1:56.714	58.090	30.653	27.971
3	1	<b>1:56.041</b>	<b>58.086</b>	<b>30.411</b>	<b>27.544</b>	6	1	3:34.118	1:10.935	57.956	

### 2 Ray Coleman (GBR) (MAN) Theoretische Bestzeit: 2:00.730

Lap	D	Time	S1	S2	S3	Lap	D	Time	S1	S2	S3
1	1	1:58.389				6	1	2:03.919	1:00.779	33.221	29.919
2	1	3:02.021	1:44.784	40.611	36.626	7	1	2:04.046	1:02.563	31.944	29.539
3	1	2:04.337	1:02.812	32.030	29.495	8	1	2:02.866	1:01.739	31.879	29.248
4	1	2:01.609	1:01.030	31.489	<b>29.090</b>	9	1	2:01.467	1:00.762	31.429	29.276
5	1	2:02.286	1:01.514	31.620	29.152	10	1	<b>2:00.819</b>	<b>1:00.531</b>	<b>31.105</b>	29.179

### 3 Steven Powell (GBR) (MAN) Theoretische Bestzeit: 2:02.552

Lap	D	Time	S1	S2	S3	Lap	D	Time	S1	S2	S3
1	1	2:52.535		38.224	30.538	6	1	2:04.363	1:02.124	33.302	<b>28.937</b>
2	1	2:04.874	1:02.513	31.842	30.519	7	1	2:42.756	1:12.675	43.193	
3	1	2:04.549	1:02.674	31.874	30.001	8	1	3:14.032	2:12.077	31.983	29.972
4	1	<b>2:03.798</b>	<b>1:01.871</b>	31.773	30.154	9	1	2:03.808	1:01.981	<b>31.744</b>	30.083
5	1	2:05.165	1:03.385	31.879	29.901						

### 5 Adam Bint (GBR) (VOLVO) Theoretische Bestzeit: 2:04.871

Lap	D	Time	S1	S2	S3	Lap	D	Time	S1	S2	S3
1	1	3:02.075		33.379	32.622	6	1	2:35.184	1:04.684	40.705	
2	1	2:09.956	1:05.975	32.607	31.374	7	1	3:19.175	2:15.317	32.420	31.438
3	1	2:08.323	1:04.729	32.367	31.227	8	1	2:05.876	1:03.291	32.521	<b>30.064</b>
4	1	2:06.005	1:02.981	32.643	30.381	9	1	<b>2:05.073</b>	<b>1:02.771</b>	<b>32.032</b>	30.266
5	1	2:10.884	1:05.252	34.599	31.033						

### 6 John Powell (GBR) (DAF) Theoretische Bestzeit: 2:06.144

Lap	D	Time	S1	S2	S3	Lap	D	Time	S1	S2	S3
1	1	2:31.956		36.332	31.654	4	1	2:07.966	1:03.127	33.538	31.301
2	1	2:10.017	1:03.315	34.470	32.232	5	1	<b>2:06.712</b>	1:03.637	<b>32.141</b>	<b>30.934</b>
3	1	2:09.179	1:04.959	33.131	31.089	6	1	2:45.997	<b>1:03.061</b>	44.684	

### 11 Lukas Hahn (GER) (IVECO) Theoretische Bestzeit: 1:58.131

Lap	D	Time	S1	S2	S3	Lap	D	Time	S1	S2	S3
1	1	2:58.474		33.506	30.889	5	1	2:34.615	1:16.964	45.450	32.201
2	1	1:59.006	59.510	<b>30.950</b>	28.546	6	1	2:14.901	<b>59.004</b>	42.226	33.671
3	1	2:20.433	1:15.292	35.878	29.263	7	1	1:59.374	59.765	31.007	28.602
4	1	<b>1:58.717</b>	59.291	31.249	<b>28.177</b>	8	1	3:01.834	1:19.967	46.722	

### 14 John Bowler (GBR) (DAF) Theoretische Bestzeit: 2:03.406

Lap	D	Time	S1	S2	S3	Lap	D	Time	S1	S2	S3
1	1	2:59.307		33.085	31.144	5	1	4:29.450	2:59.404	33.748	
2	1	2:05.440	1:02.943	32.116	30.381	6	1	5:41.864	4:39.866	32.059	29.939
3	1	<b>2:03.406</b>	<b>1:01.694</b>	<b>31.882</b>	<b>29.830</b>	7	1	2:05.092	1:02.536	31.955	30.601
4	1	2:16.522	1:02.947	32.964							

### 15 Erik Forsstrom (FIN) (SISU) Theoretische Bestzeit: 2:05.602


Lap	D	Time	S1	S2	S3	Lap	D	Time	S1	S2	S3
1	1	3:10.064		36.148	32.064	6	1	2:09.491	<b>1:02.987</b>	33.114	33.390
2	1	2:07.686	1:04.697	32.208	30.781	7	1	2:10.066	1:05.028	32.829	32.209
3	1	2:07.293	1:03.886	32.723	30.684	8	1	2:06.896	1:03.754	<b>32.149</b>	30.993
4	1	<b>2:06.428</b>	1:03.386	32.251	30.791	9	1	2:07.029	1:03.716	32.292	31.021
5	1	2:06.577	1:03.485	32.626	<b>30.466</b>						

# 34. INT. ADAC TRUCK GRAND PRIX

Nürburgring Sprint, length 3629 m

19. - 21. July 2019

ADAC Mittelrhein Cup



## Lap Analysis Qualifying for Race 1,

**DMSB** -Reg.No.: 134/19

**16 Brad Smith (GBR) (DAF)**

Theoretische Bestzeit: 2:05.214


Lap	D	Time	S1	S2	S3	Lap	D	Time	S1	S2	S3
1	1	2:31.307		37.120	31.600	5	1	2:24.832	1:04.570	33.507	
2	1	2:08.261	1:04.311	33.311	30.639	6	1	6:18.314	5:14.629	32.787	30.898
3	1	2:05.573	1:02.773	32.284	30.516	7	1	2:05.939	1:02.886	<b>32.210</b>	30.843
4	1	2:07.557	1:03.042	33.311	31.204	8	1	<b>2:05.281</b>	<b>1:02.501</b>	32.277	<b>30.503</b>

# 34. INT. ADAC TRUCK GRAND PRIX

Nürburgring Sprint, length 3629 m

19. - 21. July 2019

ADAC Mittelrhein Cup



## Lap Analysis Qualifying for Race 1,

**DMSB** -Reg.No.: 134/19

### 18 John Newell (GBR) (MAN)

Theoretische Bestzeit: 2:00.964

Lap	D	Time	S1	S2	S3	Lap	D	Time	S1	S2	S3
1	1	3:56.015		31.871	30.205	6	1	2:05.156	1:03.704	31.714	29.738
2	1	2:01.932	1:01.755	31.443	<b>28.734</b>	7	1	2:11.461	1:02.369	37.675	31.417
3	1	2:01.649	1:01.535	31.270	28.844	8	1	2:02.408	1:01.870	31.466	29.072
4	1	2:02.150	<b>1:01.071</b>	32.242	28.837	9	1	2:01.629	1:01.200	<b>31.159</b>	29.270
5	1	<b>2:01.279</b>	1:01.159	31.167	28.953	10	1	2:03.536	1:01.641	32.366	29.529

### 22 Paul Rivett (GBR) (MAN)

Theoretische Bestzeit: 2:03.150

Lap	D	Time	S1	S2	S3	Lap	D	Time	S1	S2	S3
1	1	2:37.138		31.878	31.126	5	1	2:37.912	1:27.824	36.706	33.382
2	1	2:05.160	1:01.837	32.173	31.150	6	1	2:17.141	1:03.654	38.541	34.946
3	1	2:03.862	1:01.720	31.964	30.178	7	1	2:03.995	1:02.269	31.772	<b>29.954</b>
4	1	<b>2:03.306</b>	<b>1:01.661</b>	<b>31.528</b>	30.110	8	1	2:47.324	1:08.582	41.745	

### 35 Nimda Kraal (NLD) (VOLVO)

Theoretische Bestzeit:

Lap	D	Time	S1	S2	S3	Lap	D	Time	S1	S2	S3
1	1	3:03.853		35.380		4	1	2:13.769	1:08.732	<b>33.304</b>	
2	1	2:11.806	1:05.722	34.184		5	1	2:16.848	1:07.717	35.184	
3	1	2:37.573	<b>1:04.361</b>	34.910		6	1	2:55.793	1:17.515	42.094	

### 41 Simon Cole (GBR) (MERCEDES)

Theoretische Bestzeit:

Lap	D	Time	S1	S2	S3	Lap	D	Time	S1	S2	S3
1	1	2:42.733		32.106		4	1	2:07.628	<b>1:03.941</b>	32.437	
2	1	2:06.217	1:04.554	<b>31.604</b>		5	1	2:14.823	1:09.019	33.654	
3	1	2:07.250	1:04.115	32.367		6	1	2:40.808	1:09.022	41.536	

### 42 Luke Garrett (GBR) (MAN)

Theoretische Bestzeit: 2:04.688

Lap	D	Time	S1	S2	S3	Lap	D	Time	S1	S2	S3
1	1	2:32.755		35.620	32.101	6	1	2:08.898	1:04.496	33.320	31.082
2	1	2:09.324	1:05.832	32.152	31.340	7	1	2:08.473	1:05.050	32.732	30.691
3	1	2:31.528	1:22.171	37.960	31.397	8	1	2:06.866	1:03.566	32.669	30.631
4	1	<b>2:04.867</b>	1:03.185	<b>31.873</b>	<b>29.809</b>	9	1	2:33.444	1:03.933	37.291	
5	1	2:06.720	<b>1:03.001</b>	32.642	31.072						

### 43 Dirk Behnke (GER) (MERCEDES)

Theoretische Bestzeit: 2:11.383

Lap	D	Time	S1	S2	S3	Lap	D	Time	S1	S2	S3
1	1	3:14.978		37.807	33.715	4	1	<b>2:11.862</b>	1:05.897	34.264	<b>31.701</b>
2	1	2:14.971	1:06.144	36.695	32.132	5	1	2:35.385	1:08.585	35.401	
3	1	2:12.179	<b>1:05.711</b>	<b>33.970</b>	32.497						

### 44 Rody Smit (NLD) (SCANIA)

Theoretische Bestzeit: 2:03.437

Lap	D	Time	S1	S2	S3	Lap	D	Time	S1	S2	S3
1	1	2:33.312		34.037		6	1	3:01.679	1:58.515	32.256	30.908
2	1	2:06.873	1:03.691	32.552		7	1	2:04.447	1:02.468	31.782	30.197
3	1	2:07.137	1:03.286	32.317		8	1	2:04.286	1:02.525	<b>31.762</b>	29.999
4	1	2:05.498	1:03.249	32.135		9	1	<b>2:03.649</b>	1:02.043	31.900	<b>29.706</b>
5	1	2:16.443	<b>1:01.961</b>	31.991		10	1	2:56.242	1:09.927	40.732	

### 50 Willem Breedijk (NLD) (VOLVO)

Theoretische Bestzeit: 2:07.613

Lap	D	Time	S1	S2	S3	Lap	D	Time	S1	S2	S3
1	1	3:20.672		38.155		6	1	2:12.002	1:07.108	33.208	31.686
2	1	2:46.251	1:41.790	<b>32.472</b>	31.989	7	1	2:09.803	1:05.034	32.804	31.965
3	1	2:12.047	1:06.570	33.273	32.204	8	1	2:30.137	1:25.462	33.192	31.483
4	1	2:08.708	1:04.529	33.053	<b>31.126</b>	9	1	<b>2:08.003</b>	<b>1:04.011</b>	32.563	31.425
5	1	2:13.633	1:05.818	34.792	33.023						

### 51 Bjorn Tjihuis (NLD) (DAF)

Theoretische Bestzeit: 2:08.226


Lap	D	Time	S1	S2	S3	Lap	D	Time	S1	S2	S3
1	1	3:01.708		33.573	33.437	6	1	2:33.831	1:30.044	33.153	<b>30.634</b>

# 34. INT. ADAC TRUCK GRAND PRIX

Nürburgring Sprint, length 3629 m

19. - 21. July 2019

ADAC Mittelrhein Cup



## Lap Analysis Qualifying for Race 1,

**DMSB** -Reg.No.: 134/19


Lap	D	Time	S1	S2	S3	Lap	D	Time	S1	S2	S3
2	1	2:11.395	1:06.879	33.511	31.005	7	1	2:10.965	1:05.844	33.097	32.024
3	1	2:10.667	1:04.600	33.465	32.602	8	1	2:10.264	1:05.085	33.140	32.039
4	1	2:10.381	1:05.496	33.401	31.484	9	1	2:08.218	1:04.638	33.474	
5	1	<b>2:09.035</b>	<b>1:04.501</b>	<b>33.086</b>	31.443						

# 34. INT. ADAC TRUCK GRAND PRIX

Nürburgring Sprint, length 3629 m

19. - 21. July 2019

ADAC Mittelrhein Cup



## Lap Analysis Qualifying for Race 1,

**DMSB** -Reg.No.: 134/19

55 Sebastien Delchambre (BEL) (MAN)						Theoretische Bestzeit: 2:03.967					
Lap	D	Time	S1	S2	S3	Lap	D	Time	S1	S2	S3
1	1	3:12.020		32.486	32.063	6	1	2:37.682	1:12.705	49.688	35.289
2	1	2:27.523	1:05.146	45.396	36.981	7	1	2:05.056	1:02.235	32.144	30.677
3	1	2:05.074	1:02.978	32.051	30.045	8	1	2:57.928	1:20.049	53.988	43.891
4	1	<b>2:04.229</b>	<b>1:01.956</b>	<b>32.024</b>	30.246	9	1	3:42.746	1:35.974	56.571	
5	1	2:04.607	1:02.300	32.323	<b>29.984</b>						

69 David Jenkins (GBR) (MAN)						Theoretische Bestzeit: 1:57.176					
Lap	D	Time	S1	S2	S3	Lap	D	Time	S1	S2	S3
1	1	2:27.675		36.540	29.449	7	1	2:13.398	1:11.013	32.898	29.487
2	1	1:57.618	58.870	30.629	<b>28.119</b>	8	1	1:58.651	59.181	30.715	28.755
3	1	<b>1:57.541</b>	58.994	<b>30.428</b>	28.119	9	1	1:58.073	59.018	30.810	28.245
4	1	2:04.454	59.489	34.052	30.913	10	1	1:57.884	<b>58.629</b>	30.547	28.708
5	1	1:59.083	58.984	31.164	28.935	11	1	2:44.953	1:06.674	42.551	
6	1	2:12.018	59.305	37.068	35.645						

81 Mark Taylor (GBR) (MAN)						Theoretische Bestzeit: 2:01.174					
Lap	D	Time	S1	S2	S3	Lap	D	Time	S1	S2	S3
1	1	2:27.741		36.130	30.255	6	1	2:07.374	1:02.961	33.763	30.650
2	1	<b>2:01.422</b>	1:01.001	<b>31.371</b>	29.050	7	1	2:04.986	1:03.419	31.882	29.685
3	1	2:02.669	1:02.225	31.453	<b>28.991</b>	8	1	2:04.325	1:02.095	31.596	30.634
4	1	2:01.724	<b>1:00.812</b>	31.595	29.317	9	1	2:01.746	1:01.103	31.375	29.268
5	1	2:01.831	1:00.939	31.611	29.281	10	1	2:02.037	1:01.154	31.862	29.021

86 Tom O'Rourke (GBR) (MAN)						Theoretische Bestzeit: 2:04.220					
Lap	D	Time	S1	S2	S3	Lap	D	Time	S1	S2	S3
1	1	2:38.548		32.338	30.367	5	1	<b>2:04.796</b>	<b>1:02.596</b>	<b>31.533</b>	30.668
2	1	2:06.371	1:03.059	32.201	31.111	6	1	2:36.868	1:31.172	34.264	31.432
3	1	2:07.286	1:03.842	32.174	31.270	7	1	2:43.927	1:02.672	41.449	
4	1	2:05.209	1:02.796	32.321	<b>30.092</b>						

89 Simon Reid (GBR) (IVECO)						Theoretische Bestzeit: 2:00.651					
Lap	D	Time	S1	S2	S3	Lap	D	Time	S1	S2	S3
1	1	3:19.969		35.105	30.993	5	1	<b>2:01.401</b>	<b>1:00.654</b>	31.448	29.299
2	1	2:03.093	1:02.404	31.666	29.023	6	1	2:10.505	1:02.021	36.084	32.400
3	1	2:02.152	1:00.984	31.196	29.972	7	1	2:46.361	1:15.753	38.012	
4	1	2:02.183	1:01.973	31.322	<b>28.888</b>	8	1	4:32.843	3:32.827	<b>31.109</b>	28.907

95 Richard Collett (GBR) (MAN)						Theoretische Bestzeit: 2:00.161					
Lap	D	Time	S1	S2	S3	Lap	D	Time	S1	S2	S3
1	1	2:45.129		31.751	29.596	5	1	<b>2:00.873</b>	<b>1:00.106</b>	31.290	29.477
2	1	2:01.828	1:01.147	<b>31.042</b>	29.639	6	1	2:27.230	1:20.282	33.940	33.008
3	1	2:01.186	1:00.810	31.363	<b>29.013</b>	7	1	2:03.283	1:01.841	31.438	30.004
4	1	2:01.087	1:00.404	31.435	29.248	8	1	2:49.622	1:15.025	40.493	