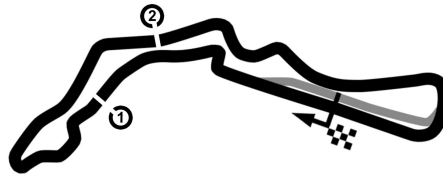


TOTAL CZECH TRUCK PRIX

Autodrom Most, length 4212 m

30. August - 01. September 2019

Renault Clio Cup Central Europe



CLIO CUP
CENTRAL EUROPE

Lap Analysis Race 1,

-Reg.No.: ZAO00219b

1 Sebastiaan Bleekemolen (NLD) (Clio R.S. IV Cup) Theoretische Bestzeit: 1:49.918

Lap	D	Time	S1	S2	S3	Lap	D	Time	S1	S2	S3
1	1	2:14.545	39.963	38.505	56.077	8	1	1:50.385	28.517	37.726	44.142
2	1	3:18.107	53.358	1:03.697	1:21.052	9	1	1:50.422	28.549	37.589	44.284
3	1	3:18.923	1:03.287	1:01.504	1:14.132	10	1	1:50.606	28.778	37.863	43.965
4	1	3:11.352	48.259	1:04.411	1:18.682	11	1	1:51.124	28.953	37.895	44.276
5	1	2:42.957	43.222	55.757	1:03.978	12	1	1:51.279	29.345	37.870	44.064
6	1	1:51.286	28.832	38.249	44.205	13	1	1:50.471	28.605	37.808	44.058
7	1	1:50.293	28.586	37.436	44.271	14	1	1:50.468	28.732	37.689	44.047

2 Tomasz Rzepecki (POL) (Clio R.S. IV Cup) Theoretische Bestzeit: 1:50.403

Lap	D	Time	S1	S2	S3	Lap	D	Time	S1	S2	S3
1	1	2:15.385	39.965	39.068	56.352	8	1	1:52.920	29.008	39.409	44.503
2	1	3:17.930	53.781	1:03.496	1:20.653	9	1	1:51.384	29.560	37.827	43.997
3	1	3:19.365	1:03.515	1:01.671	1:14.179	10	1	1:50.557	28.945	37.708	43.904
4	1	3:11.821	48.221	1:03.949	1:19.651	11	1	1:51.154	29.135	37.832	44.187
5	1	2:41.602	42.612	55.640	1:03.350	12	1	1:50.499	28.829	37.679	43.991
6	1	1:51.962	29.158	38.209	44.595	13	1	1:50.857	28.820	37.963	44.074
7	1	1:50.850	28.912	37.793	44.145	14	1	1:51.040	28.985	37.879	44.176

3 Jakub Dwernicki (POL) (Clio R.S. IV Cup) Theoretische Bestzeit: 1:51.404

Lap	D	Time	S1	S2	S3	Lap	D	Time	S1	S2	S3
1	1	2:33.068	47.847	38.521	1:06.700	8	1	1:55.321	29.479	39.328	46.514
2	1	3:12.251	47.016	1:01.420	1:23.815	9	1	1:51.688	29.213	38.261	44.214
3	1	3:19.536	1:06.241	56.667	1:16.628	10	1	1:52.049	29.278	37.977	44.794
4	1	3:11.068	51.267	57.506	1:22.295	11	1	1:53.637	29.940	38.526	45.171
5	1	2:35.631	43.100	52.588	59.943	12	1	1:54.186	30.381	38.852	44.953
6	1	1:53.233	29.241	38.640	45.352	13	1	1:53.624	30.750	38.130	44.744
7	1	1:54.697	30.963	39.176	44.558	14	1	1:53.382	29.399	38.530	45.453

4 Niklas Mackschin (DEU) (Clio R.S. IV Cup) Theoretische Bestzeit: 1:50.119

Lap	D	Time	S1	S2	S3	Lap	D	Time	S1	S2	S3
1	1	2:28.719	43.419	39.553	1:05.747	8	1	1:52.279	29.673	38.091	44.515
2	1	3:12.500	47.265	1:01.889	1:23.346	9	1	1:50.559	28.883	37.687	43.989
3	1	3:18.850	1:03.506	1:00.048	1:15.296	10	1	1:50.176	28.753	37.502	43.921
4	1	3:11.783	51.378	59.007	1:21.398	11	1	1:50.211	28.696	37.554	43.961
5	1	2:37.418	43.460	53.014	1:00.944	12	1	1:50.958	28.957	37.824	44.177
6	1	1:52.931	29.521	38.664	44.746	13	1	1:51.881	29.338	37.994	44.549
7	1	1:52.145	28.836	38.668	44.641	14	1	1:51.295	28.807	38.113	44.375

5 Marius Rauer (DEU) (Clio R.S. IV Cup) Theoretische Bestzeit: 1:52.103

Lap	D	Time	S1	S2	S3	Lap	D	Time	S1	S2	S3
1	1	2:41.515	40.468	39.111		8	1	1:57.181	29.671	38.409	49.101
2	1	3:20.499	1:56.530	39.061	44.908	9	1	1:55.127	29.901	39.292	45.934
3	1	3:06.930	54.053	55.217	1:17.660	10	1	2:07.440	29.950	39.233	
4	1	3:09.957	51.277	56.227	1:22.453	11	1	2:10.023	43.938	39.800	46.285
5	1	2:33.846	42.891	52.649	58.306	12	1	1:55.800	30.018	39.529	46.253
6	1	1:52.554	29.165	38.096	45.293	13	1	1:55.346	29.957	39.347	46.042
7	1	1:53.048	29.952	38.254	44.842	14	1	1:55.214	30.017	39.296	45.901

9 Andreas Stucki (CHE) (Clio R.S. IV Cup) Theoretische Bestzeit: 1:49.726


Lap	D	Time	S1	S2	S3	Lap	D	Time	S1	S2	S3
1	1	2:11.335	36.610	38.032	56.693	8	1	1:50.206	28.613	37.563	44.030
2	1	3:17.965	53.239	1:04.051	1:20.675	9	1	1:50.309	28.826	37.583	43.900
3	1	3:18.625	1:03.102	1:01.458	1:14.065	10	1	1:50.124	28.857	37.443	43.824
4	1	3:12.119	47.547	1:05.910	1:18.662	11	1	1:49.963	28.685	37.452	43.826
5	1	2:44.202	42.806	56.699	1:04.697	12	1	1:49.814	28.513	37.389	43.912
6	1	1:50.786	28.867	37.690	44.229	13	1	1:50.409	28.548	37.735	44.126
7	1	1:50.179	28.547	37.683	43.949	14	1	1:50.484	28.984	37.668	43.832

TOTAL CZECH TRUCK PRIX

Autodrom Most, length 4212 m

30. August - 01. September 2019

Renault Clio Cup Central Europe



CLIO CUP
CENTRAL EUROPE

Lap Analysis Race 1,

-Reg.No.: ZAO00219b

11 Tomas Pekar (CZE) (Clio R.S. IV Cup)

Theoretische Bestzeit: 1:49.830

Lap	D	Time	S1	S2	S3	Lap	D	Time	S1	S2	S3
1	1	2:09.596	35.691	37.912	55.993	8	1	1:50.361	28.698	37.611	44.052
2	1	3:17.499	53.456	1:03.919	1:20.124	9	1	1:50.300	28.782	37.526	43.992
3	1	3:18.607	1:02.530	1:02.402	1:13.675	10	1	1:50.166	28.664	37.426	44.076
4	1	3:12.688	47.889	1:06.191	1:18.608	11	1	1:49.987	28.642	37.470	43.875
5	1	2:45.015	42.802	56.560	1:05.653	12	1	1:49.890	28.560	37.395	43.935
6	1	1:50.474	28.895	37.530	44.049	13	1	1:50.104	28.640	37.407	44.057
7	1	1:50.109	28.706	37.401	44.002	14	1	1:50.432	28.823	37.625	43.984

12 Radek Bares (CZE) (Clio R.S. IV Cup)

Theoretische Bestzeit: 1:52.046

Lap	D	Time	S1	S2	S3	Lap	D	Time	S1	S2	S3
1	1	2:23.047	41.964	40.257	1:00.826	8	1	1:56.310	30.956	38.545	46.809
2	1	3:13.250	49.743	1:02.196	1:21.311	9	1	1:52.362	29.392	38.170	44.800
3	1	3:17.966	1:02.338	1:00.988	1:14.640	10	1	1:52.422	29.474	38.361	44.587
4	1	3:12.110	48.147	1:04.018	1:19.945	11	1	1:55.762	30.856	39.916	44.990
5	1	2:40.968	42.532	55.507	1:02.929	12	1	1:52.348	29.373	38.323	44.652
6	1	1:53.346	30.034	38.086	45.226	13	1	1:52.776	29.680	38.484	44.612
7	1	1:53.427	29.584	38.498	45.345	14	1	1:54.104	30.025	38.940	45.139

17 Albert Legutko (DEU) (Clio R.S. IV Cup)

Theoretische Bestzeit: 1:50.277

Lap	D	Time	S1	S2	S3	Lap	D	Time	S1	S2	S3
1	1	2:13.765	39.055	38.027	56.683	8	1	1:52.291	29.214	38.903	44.174
2	1	3:17.733	52.934	1:04.062	1:20.737	9	1	1:50.968	29.092	37.678	44.198
3	1	3:19.384	1:03.442	1:01.761	1:14.181	10	1	1:50.661	28.988	37.821	43.852
4	1	3:11.106	47.524	1:05.054	1:18.528	11	1	1:50.920	28.814	37.632	44.474
5	1	2:43.422	43.156	56.133	1:04.133	12	1	1:50.794	29.109	37.611	44.074
6	1	1:52.139	29.213	38.286	44.640	13	1	1:51.591	29.620	37.954	44.017
7	1	1:50.913	28.990	37.849	44.074	14	1	1:51.133	29.242	37.786	44.105

21 Szymon Ladniak (POL) (Clio R.S. IV Cup)

Theoretische Bestzeit: 1:52.614

Lap	D	Time	S1	S2	S3	Lap	D	Time	S1	S2	S3
1	1	2:25.941	41.390	39.631	1:04.920	8	1	1:54.000	29.809	39.079	45.112
2	1	3:10.988	47.352	1:02.476	1:21.160	9	1	1:53.457	30.288	38.159	45.010
3	1	3:18.121	1:03.325	1:00.079	1:14.717	10	1	1:53.529	29.776	39.074	44.679
4	1	3:12.371	48.242	1:03.911	1:20.218	11	1	1:53.970	30.214	38.460	45.296
5	1	2:40.081	42.498	55.267	1:02.316	12	1	1:53.931	30.358	38.539	45.034
6	1	1:55.113	31.231	38.613	45.269	13	1	1:53.476	30.148	38.571	44.757
7	1	1:54.508	30.499	39.219	44.790	14	1	1:54.125	30.374	38.308	45.443

22 Pawel Wysmyk (POL) (Clio R.S. IV Cup)

Theoretische Bestzeit: 1:51.066

Lap	D	Time	S1	S2	S3	Lap	D	Time	S1	S2	S3
1	1	2:31.251	44.840	40.590	1:05.821	8	1	1:53.794	30.367	38.551	44.876
2	1	3:12.203	47.245	1:01.327	1:23.631	9	1	1:51.811	29.198	37.949	44.664
3	1	3:19.229	1:06.269	57.034	1:15.926	10	1	1:51.115	29.091	37.842	44.182
4	1	3:11.262	51.503	58.086	1:21.673	11	1	1:51.387	29.042	38.064	44.281
5	1	2:35.955	43.139	53.043	59.773	12	1	1:51.832	29.458	38.176	44.198
6	1	1:52.795	29.542	38.480	44.773	13	1	1:51.453	29.151	38.065	44.237
7	1	1:52.384	29.203	37.959	45.222	14	1	1:51.912	29.129	38.492	44.291

24 Jonas Karklys (LIT) (Clio R.S. IV Cup)

Theoretische Bestzeit: 1:50.706

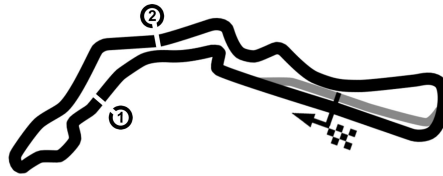
Lap	D	Time	S1	S2	S3	Lap	D	Time	S1	S2	S3
1	1	2:16.335	40.986	39.367	55.982	8	1	1:51.531	28.974	38.266	44.291
2	1	3:18.090	53.948	1:03.150	1:20.992	9	1	1:52.957	29.805	38.392	44.760
3	1	3:19.077	1:03.056	1:01.569	1:14.452	10	1	1:51.484	29.208	38.030	44.246
4	1	3:11.971	48.213	1:03.809	1:19.949	11	1	1:51.129	29.129	37.832	44.168
5	1	2:40.889	42.502	55.614	1:02.773	12	1	1:51.087	29.188	37.779	44.120
6	1	1:52.264	29.423	38.300	44.541	13	1	1:51.435	29.490	37.992	43.953
7	1	1:51.449	29.147	37.829	44.473	14	1	1:51.804	29.143	38.276	44.385

TOTAL CZECH TRUCK PRIX

Autodrom Most, length 4212 m

30. August - 01. September 2019

Renault Clio Cup Central Europe



CLIO CUP
CENTRAL EUROPE

Lap Analysis Race 1,

-Reg.No.: ZAO00219b

29 Damian Litwinowicz (POL) (Clio R.S. IV Cup)

Theoretische Bestzeit: 1:52.762

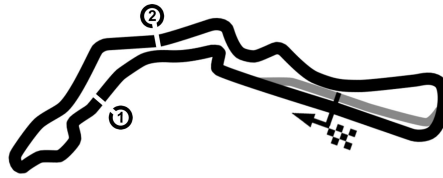
Lap	D	Time	S1	S2	S3	Lap	D	Time	S1	S2	S3
1	1	2:33.122	40.957	38.769		5	1	2:34.502	42.955	52.382	59.165
2	1	3:27.042	2:00.899	39.485	46.658	6	1	1:53.070	29.648	38.351	45.071
3	1	3:07.912	54.554	55.754	1:17.604	7	1	1:52.828	29.632	38.059	45.137
4	1	3:10.294	51.368	56.439	1:22.487	8	1	1:54.064	29.794	38.293	45.977

TOTAL CZECH TRUCK PRIX

Autodrom Most, length 4212 m

30. August - 01. September 2019

Renault Clio Cup Central Europe



CLIO CUP
CENTRAL EUROPE

Lap Analysis Race 1,

-Reg.No.: ZAO00219b

34 Adam Rzepecki (POL) (Clio R.S. IV Cup)						Theoretische Bestzeit: 1:50.898					
Lap	D	Time	S1	S2	S3	Lap	D	Time	S1	S2	S3
1	1	2:27.226	41.380	39.377	1:06.469	8	1	1:52.853	29.567	38.223	45.063
2	1	3:11.254	46.884	1:02.179	1:22.191	9	1	1:51.254	29.017	37.933	44.304
3	1	3:19.771	1:03.959	1:00.374	1:15.438	10	1	1:51.419	29.142	38.042	44.235
4	1	3:11.384	50.293	59.949	1:21.142	11	1	1:51.279	28.957	37.868	44.454
5	1	2:38.109	42.546	54.516	1:01.047	12	1	1:52.982	30.601	37.990	44.391
6	1	1:53.187	30.289	37.937	44.961	13	1	1:50.903	28.846	37.827	44.230
7	1	1:53.287	29.517	38.511	45.259	14	1	1:51.142	29.064	37.822	44.256

40 Levente Losonczy (HUN) (Clio R.S. IV Cup)						Theoretische Bestzeit: 1:51.654					
Lap	D	Time	S1	S2	S3	Lap	D	Time	S1	S2	S3
1	1	2:28.031	42.885	39.839	1:05.307	8	1	1:52.723	30.005	38.010	44.708
2	1	3:11.742	46.938	1:02.068	1:22.736	9	1	1:53.763	29.585	38.114	46.064
3	1	3:19.691	1:04.186	59.867	1:15.638	10	1	1:52.201	29.580	38.260	44.361
4	1	3:11.326	51.070	59.154	1:21.102	11	1	1:52.071	29.870	37.963	44.238
5	1	2:37.875	43.534	53.184	1:01.157	12	1	1:52.658	29.800	38.143	44.715
6	1	1:52.716	29.789	38.354	44.573	13	1	1:52.316	29.471	38.279	44.566
7	1	1:53.612	29.453	38.855	45.304	14	1	1:54.419	29.487	39.459	45.473

44 Lisa Christin Brunner (DEU) (Clio R.S. IV Cup)						Theoretische Bestzeit: 1:50.870					
Lap	D	Time	S1	S2	S3	Lap	D	Time	S1	S2	S3
1	1	2:47.403	40.274	38.987	1:28.142	8	1	1:54.662	29.372	38.777	46.513
2	1	2:58.531	33.589	1:01.130	1:23.812	9	1	1:52.387	29.973	38.273	44.141
3	1	3:19.928	1:06.437	56.509	1:16.982	10	1	1:51.459	29.133	38.202	44.124
4	1	3:10.645	50.971	57.369	1:22.305	11	1	1:52.129	29.266	37.932	44.931
5	1	2:35.383	43.205	52.519	59.659	12	1	1:51.599	29.079	38.085	44.435
6	1	1:53.056	29.082	38.612	45.362	13	1	1:51.013	29.118	37.765	44.130
7	1	1:53.162	29.408	38.621	45.133	14	1	1:54.106	28.981	39.422	45.703

48 Reto Wüst (CHE) (Clio R.S. IV Cup)						Theoretische Bestzeit: 1:49.545					
Lap	D	Time	S1	S2	S3	Lap	D	Time	S1	S2	S3
1	1	2:10.493	36.363	37.934	56.196	8	1	1:50.065	28.588	37.539	43.938
2	1	3:17.865	53.204	1:04.068	1:20.593	9	1	1:50.410	28.669	37.756	43.985
3	1	3:18.660	1:02.707	1:01.680	1:14.273	10	1	1:50.130	28.680	37.607	43.843
4	1	3:12.396	47.555	1:05.860	1:18.981	11	1	1:50.115	28.620	37.630	43.865
5	1	2:44.632	42.676	56.165	1:05.791	12	1	1:49.809	28.276	37.613	43.920
6	1	1:50.554	28.641	37.756	44.157	13	1	1:50.193	28.399	37.636	44.158
7	1	1:49.963	28.480	37.753	43.730	14	1	1:50.443	28.562	37.939	43.942

55 Kevin Landwehr (DEU) (Clio R.S. IV Cup)						Theoretische Bestzeit: 1:50.741					
Lap	D	Time	S1	S2	S3	Lap	D	Time	S1	S2	S3
1	1	2:30.387	42.318	40.277	1:07.792	8	1	1:52.519	29.140	38.544	44.835
2	1	3:11.900	46.533	1:02.087	1:23.280	9	1	1:51.859	28.997	37.955	44.907
3	1	3:18.980	1:03.639	59.566	1:15.775	10	1	1:50.838	29.018	37.724	44.096
4	1	3:11.997	51.575	58.481	1:21.941	11	1	1:50.855	28.973	37.799	44.083
5	1	2:36.335	42.978	52.906	1:00.451	12	1	1:51.211	29.355	37.812	44.044
6	1	1:53.288	29.722	38.946	44.620	13	1	1:51.015	29.014	37.776	44.225
7	1	1:53.163	30.363	38.634	44.166	14	1	1:51.029	29.015	37.811	44.203

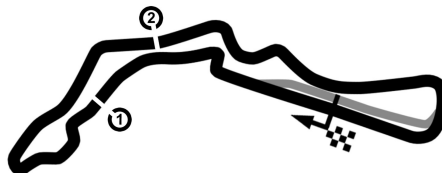
66 Szymon Jablonski (POL) (Clio R.S. IV Cup)						Theoretische Bestzeit: 1:50.682					
Lap	D	Time	S1	S2	S3	Lap	D	Time	S1	S2	S3
1	1	2:25.616	41.535	39.941	1:04.140	8	1	1:51.002	29.309	37.759	43.934
2	1	3:09.767	46.448	1:02.181	1:21.138	9	1	1:51.159	29.196	37.912	44.051
3	1	3:21.398	1:05.924	1:00.617	1:14.857	10	1	1:50.898	29.234	37.686	43.978
4	1	3:11.750	50.507	1:00.621	1:20.622	11	1	1:51.035	29.242	37.742	44.051
5	1	2:39.071	42.887	54.559	1:01.625	12	1	1:51.096	29.302	37.552	44.242
6	1	1:52.639	30.451	38.106	44.082	13	1	1:51.341	29.257	37.806	44.278
7	1	1:51.638	29.860	37.713	44.065	14	1	1:51.225	29.332	37.721	44.172

TOTAL CZECH TRUCK PRIX

Autodrom Most, length 4212 m

30. August - 01. September 2019

Renault Clio Cup Central Europe



CLIO CUP
CENTRAL EUROPE

Lap Analysis Race 1,

-Reg.No.: ZAO00219b

69 Melvin de Groot (NLD) (Clio R.S. IV Cup)

Theoretische Bestzeit: 1:50.297

Lap	D	Time	S1	S2	S3	Lap	D	Time	S1	S2	S3
1	1	2:13.014	38.288	38.441	56.285	8	1	1:52.560	29.863	38.442	44.255
2	1	3:18.001	53.041	1:03.857	1:21.103	9	1	1:50.921	28.763	37.744	44.414
3	1	3:18.760	1:03.141	1:01.783	1:13.836	10	1	1:50.505	28.642	37.770	44.093
4	1	3:11.624	47.870	1:05.318	1:18.436	11	1	1:51.179	28.865	37.828	44.486
5	1	2:43.695	42.785	56.506	1:04.404	12	1	1:50.399	28.646	37.569	44.184
6	1	1:51.399	29.062	37.816	44.521	13	1	1:50.443	28.649	37.595	44.199
7	1	1:51.323	28.635	37.781	44.907	14	1	1:50.675	28.726	37.669	44.280

71 Richard Meixner (CZE) (Clio R.S. IV Cup)

Theoretische Bestzeit: 1:52.118

Lap	D	Time	S1	S2	S3	Lap	D	Time	S1	S2	S3
1	1	2:32.278	43.633	41.740	1:06.905	8	1	1:56.525	30.437	39.379	46.709
2	1	3:12.091	47.050	1:01.431	1:23.610	9	1	1:52.977	30.110	38.211	44.656
3	1	3:19.367	1:06.241	56.949	1:16.177	10	1	1:53.329	29.477	38.937	44.915
4	1	3:11.113	51.297	57.967	1:21.849	11	1	1:52.909	29.288	38.409	45.212
5	1	2:36.142	43.249	52.737	1:00.156	12	1	1:52.951	29.257	38.905	44.789
6	1	1:53.189	29.301	38.968	44.920	13	1	1:53.959	30.633	38.676	44.650
7	1	1:53.928	29.306	39.011	45.611	14	1	1:56.023	29.705	38.281	48.037

88 Patryk Krupinski (POL) (Clio R.S. IV Cup)

Theoretische Bestzeit: 1:51.285

Lap	D	Time	S1	S2	S3	Lap	D	Time	S1	S2	S3
1	1	2:42.582	42.772	46.125		8	1	1:53.785	29.729	38.265	45.791
2	1	3:10.699	1:45.651	39.588	45.460	9	1	1:51.306	29.022	37.929	44.355
3	1	3:13.778	1:00.030	56.393	1:17.355	10	1	1:52.196	29.177	38.392	44.627
4	1	3:10.413	50.852	57.173	1:22.388	11	1	1:52.838	29.364	38.528	44.946
5	1	2:35.255	42.855	52.619	59.781	12	1	1:52.881	29.256	38.708	44.917
6	1	1:53.019	29.459	38.272	45.288	13	1	1:52.190	29.059	38.489	44.642
7	1	1:52.502	29.386	38.127	44.989	14	1	1:52.237	29.001	38.754	44.482

96 Bartek Mirecki (POL) (Clio R.S. IV Cup)

Theoretische Bestzeit: 1:50.365

Lap	D	Time	S1	S2	S3	Lap	D	Time	S1	S2	S3
1	1	2:11.880	38.124	37.579	56.177	8	1	1:50.685	29.093	37.559	44.033
2	1	3:18.252	53.525	1:03.741	1:20.986	9	1	1:50.769	29.156	37.488	44.125
3	1	3:19.004	1:03.252	1:01.694	1:14.058	10	1	1:50.756	29.094	37.531	44.131
4	1	3:11.782	47.502	1:05.516	1:18.764	11	1	1:51.785	29.469	38.075	44.241
5	1	2:43.570	42.564	56.605	1:04.401	12	1	1:51.372	29.161	38.027	44.184
6	1	1:50.934	29.212	37.356	44.366	13	1	1:50.895	29.247	37.548	44.100
7	1	1:50.923	29.261	37.553	44.109	14	1	1:50.853	29.171	37.766	43.916