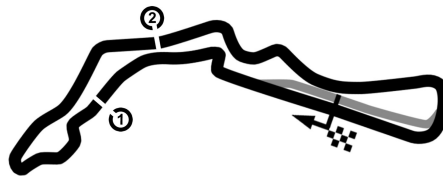


# TOTAL CZECH TRUCK PRIX

Autodromo Most, length 4212 m

30. August - 01. September 2019

Renault Clio Cup Central Europe



**CLIO CUP**  
CENTRAL EUROPE

## Lap Analysis Free practice 1,

-Reg.No.: ZAO00219b

### 1 Sebastiaan Bleekemolen (NLD) (Clio R.S. IV Cup) Theoretische Bestzeit: 1:50.788

Lap	D	Time	S1	S2	S3	Lap	D	Time	S1	S2	S3
1	1	7:48.311		42.555	46.078	8	1	1:51.124	28.930	37.855	44.339
2	1	1:52.716	29.329	38.407	44.980	9	1	<b>1:50.893</b>	<b>28.741</b>	37.828	44.324
3	1	1:52.015	28.998	38.238	44.779	10	1	2:07.813	28.996	37.814	
4	1	1:52.093	29.316	38.109	44.668	11	1	2:32.451	1:09.146	38.704	44.601
5	1	1:51.877	29.537	<b>37.795</b>	44.545	12	1	1:51.311	28.978	37.932	44.401
6	1	1:51.326	28.871	37.921	44.534	13	1	1:51.115	28.801	38.062	<b>44.252</b>
7	1	1:51.238	28.973	37.936	44.329						

### 2 Tomasz Rzepecki (POL) (Clio R.S. IV Cup) Theoretische Bestzeit: 1:50.688

Lap	D	Time	S1	S2	S3	Lap	D	Time	S1	S2	S3
1	1	4:13.807		42.561	45.811	8	1	6:02.446	4:34.288	38.594	49.564
2	1	1:53.886	30.253	38.577	45.056	9	1	1:51.296	29.271	37.939	44.086
3	1	1:51.694	29.332	38.122	44.240	10	1	1:51.196	29.199	37.837	44.160
4	1	1:51.314	29.077	38.149	44.088	11	1	1:51.012	29.165	37.719	44.128
5	1	1:51.341	28.953	38.170	44.218	12	1	1:50.867	29.027	37.709	44.131
6	1	1:51.105	29.076	37.922	44.107	13	1	<b>1:50.688</b>	<b>28.948</b>	<b>37.671</b>	<b>44.069</b>
7	1	2:02.787	29.129	38.104							

### 3 Jakub Dwernicki (POL) (Clio R.S. IV Cup) Theoretische Bestzeit: 1:50.478

Lap	D	Time	S1	S2	S3	Lap	D	Time	S1	S2	S3
1	1	2:28.175		45.002	48.646	8	1	1:51.800	29.322	<b>37.477</b>	45.001
2	1	1:55.001	31.172	39.003	44.826	9	1	1:51.510	29.258	37.864	44.388
3	1	1:52.007	29.536	38.046	44.425	10	1	1:52.317	29.153	37.859	45.305
4	1	1:52.011	29.377	37.883	44.751	11	1	1:50.962	29.066	37.872	<b>44.024</b>
5	1	1:52.019	29.342	38.164	44.513	12	1	<b>1:50.774</b>	<b>28.977</b>	37.582	44.215
6	1	1:51.511	29.250	37.924	44.337	13	1	2:23.564	32.498	45.081	
7	1	1:51.217	29.314	37.738	44.165						

### 4 Niklas Mackschin (DEU) (Clio R.S. IV Cup) Theoretische Bestzeit: 1:49.956

Lap	D	Time	S1	S2	S3	Lap	D	Time	S1	S2	S3
1	1	2:16.294				9	1	4:10.347	2:48.084	38.344	43.919
2	1	1:54.309	30.270	39.563	44.476	10	1	1:50.419	28.768	37.799	43.852
3	1	1:51.400	29.179	38.118	44.103	11	1	1:50.467	28.838	37.622	44.007
4	1	1:51.152	29.044	38.193	43.915	12	1	<b>1:50.209</b>	28.799	<b>37.475</b>	43.935
5	1	1:50.538	28.763	38.009	<b>43.766</b>	13	1	1:50.351	28.875	37.540	43.936
6	1	1:50.632	28.736	37.547	44.349	14	1	1:50.384	<b>28.715</b>	37.699	43.970
7	1	1:50.997	28.813	37.711	44.473	15	1	1:50.290	28.722	37.485	44.083
8	1	2:02.529	28.992	37.638							

### 5 Marius Rauer (DEU) (Clio R.S. IV Cup) Theoretische Bestzeit: 1:51.019

Lap	D	Time	S1	S2	S3	Lap	D	Time	S1	S2	S3
1	1	3:28.879		55.443	52.140	7	1	1:51.516	29.425	37.750	44.341
2	1	2:06.788	35.435	45.969	45.384	8	1	1:51.714	29.348	37.741	44.625
3	1	1:54.083	29.924	39.153	45.006	9	1	2:00.800	34.350	42.102	44.348
4	1	2:15.857	32.376	39.896		10	1	1:51.260	29.285	37.540	44.435
5	1	9:00.850	7:38.236	38.208	44.406	11	1	1:51.224	29.204	<b>37.515</b>	44.505
6	1	1:51.484	29.335	37.641	44.508	12	1	<b>1:51.208</b>	<b>29.189</b>	37.704	<b>44.315</b>

### 7 Tomasz Magdziarz (POL) (Clio R.S. IV Cup) Theoretische Bestzeit: 1:49.928

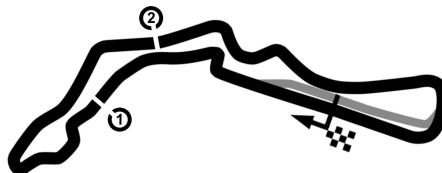
Lap	D	Time	S1	S2	S3	Lap	D	Time	S1	S2	S3
1	1	9:36.794		44.114	50.405	7	1	1:50.532	29.316	37.534	<b>43.682</b>
2	1	2:00.738	31.313	40.610	48.815	8	1	1:50.496	29.011	37.487	43.998
3	1	2:06.709	30.994	43.106	52.609	9	1	1:51.001	29.167	37.582	44.252
4	1	1:51.569	29.542	37.751	44.276	10	1	1:50.608	29.067	37.429	44.112
5	1	1:50.410	29.294	<b>37.379</b>	43.737	11	1	<b>1:50.263</b>	<b>28.867</b>	37.493	43.903
6	1	1:50.738	29.203	37.555	43.980	12	1	1:50.365	29.136	37.468	43.761

# TOTAL CZECH TRUCK PRIX

Autodromo Most, length 4212 m

30. August - 01. September 2019

Renault Clio Cup Central Europe



**CLIO CUP**  
CENTRAL EUROPE

## Lap Analysis Free practice 1,

-Reg.No.: ZAO00219b

### 9 Andreas Stucki (CHE) (Clio R.S. IV Cup)

Theoretische Bestzeit: 1:49.773

Lap	D	Time	S1	S2	S3	Lap	D	Time	S1	S2	S3
1	1	2:51.144		51.646	50.750	8	1	4:52.186	3:28.798	38.771	44.617
2	1	1:52.059	29.646	37.888	44.525	9	1	1:50.177	<b>28.681</b>	37.435	44.061
3	1	1:50.464	28.832	37.391	44.241	10	1	1:50.252	28.775	37.394	44.083
4	1	1:50.798	28.991	37.388	44.419	11	1	<b>1:49.803</b>	28.698	37.205	<b>43.900</b>
5	1	1:50.139	28.892	<b>37.192</b>	44.055	12	1	2:04.993	32.697	45.384	46.912
6	1	1:50.139	28.737	37.270	44.132	13	1	1:50.102	28.806	37.336	43.960
7	1	2:06.583	28.923	38.888		14	1	1:50.276	28.925	37.360	43.991

### 11 Tomas Pekar (CZE) (Clio R.S. IV Cup)

Theoretische Bestzeit: 1:50.238

Lap	D	Time	S1	S2	S3	Lap	D	Time	S1	S2	S3
1	1	4:13.122				6	1	<b>1:50.405</b>	28.992	37.424	43.989
2	1	1:52.344	29.723	38.116	44.505	7	1	1:50.517	28.950	37.612	<b>43.955</b>
3	1	2:03.712	28.976	37.858		8	1	1:50.533	<b>28.922</b>	<b>37.361</b>	44.250
4	1	7:04.470	5:42.081	37.940	44.449	9	1	1:52.387	28.971	39.012	44.404
5	1	1:50.581	29.027	37.598	43.956	10	1	2:05.663	30.950	38.303	

### 12 Radek Barés (CZE) (Clio R.S. IV Cup)

Theoretische Bestzeit:

Lap	D	Time	S1	S2	S3	Lap	D	Time	S1	S2	S3
1	1	3:17.179				9	1	1:54.112			
2	1	1:55.777				10	1	1:53.198			
3	1	1:55.087				11	1	1:54.381			
4	1	1:59.974				12	1	1:52.544			
5	1	1:54.996				13	1	<b>1:51.471</b>			
6	1	1:53.561				14	1	1:52.079			
7	1	1:52.432				15	1	1:52.544			
8	1	1:52.653				16	1	1:52.786			

### 17 Albert Legutko (DEU) (Clio R.S. IV Cup)

Theoretische Bestzeit: 1:50.767

Lap	D	Time	S1	S2	S3	Lap	D	Time	S1	S2	S3
1	1	2:13.678		41.966	47.352	9	1	1:51.031	29.297	37.767	43.967
2	1	1:54.092	30.438	38.660	44.994	10	1	<b>1:50.929</b>	<b>29.097</b>	37.776	44.056
3	1	1:52.645	29.603	38.318	44.724	11	1	2:00.277	35.586	40.584	44.107
4	1	1:57.227	31.464	38.295	47.468	12	1	1:51.478	29.340	37.804	44.334
5	1	1:51.376	29.279	38.017	44.080	13	1	1:51.595	29.512	38.101	43.982
6	1	2:03.095	29.361	42.401	51.333	14	1	1:51.087	29.203	<b>37.766</b>	44.118
7	1	1:51.342	29.324	37.981	44.037	15	1	1:51.469	29.446	37.817	44.206
8	1	1:51.339	29.362	38.073	<b>43.904</b>	16	1	2:06.280	29.336	37.912	

### 21 Szymon Ladniak (POL) (Clio R.S. IV Cup)

Theoretische Bestzeit: 1:52.169

Lap	D	Time	S1	S2	S3	Lap	D	Time	S1	S2	S3
1	1	3:13.329		50.858	57.889	8	1	1:52.537	29.559	38.166	44.812
2	1	1:55.703	29.671	40.474	45.558	9	1	2:15.259	29.636	38.228	
3	1	1:55.227	31.107	38.710	45.410	10	1	4:04.566	2:41.175	38.599	<b>44.792</b>
4	1	1:53.402	29.715	38.475	45.212	11	1	1:55.095	29.466	40.526	45.103
5	1	1:53.228	29.687	38.565	44.976	12	1	1:55.404	29.759	38.122	47.523
6	1	1:53.369	29.740	38.502	45.127	13	1	1:53.300	29.574	38.453	45.273
7	1	<b>1:52.327</b>	<b>29.282</b>	<b>38.095</b>	44.950	14	1	2:24.049	36.408	42.405	

### 22 Pawel Wysmyk (POL) (Clio R.S. IV Cup)

Theoretische Bestzeit: 1:50.759


Lap	D	Time	S1	S2	S3	Lap	D	Time	S1	S2	S3
1	1	2:52.902		49.374	51.388	8	1	1:51.649	29.781	37.759	44.109
2	1	1:52.300	29.827	38.048	44.425	9	1	<b>1:50.989</b>	29.413	37.602	43.974
3	1	1:51.823	29.719	37.892	44.212	10	1	1:51.266	29.469	37.796	44.001
4	1	1:51.075	29.340	37.625	44.110	11	1	1:51.822	29.520	38.427	<b>43.875</b>
5	1	1:51.268	<b>29.291</b>	37.786	44.191	12	1	1:51.472	29.503	37.698	44.271
6	1	2:06.437	29.474	37.922		13	1	1:51.276	29.444	<b>37.593</b>	44.239
7	1	4:42.875	3:20.488	38.148	44.239	14	1	1:51.188	29.341	37.759	44.088

# TOTAL CZECH TRUCK PRIX

Autodromo Most, length 4212 m

30. August - 01. September 2019

Renault Clio Cup Central Europe



**CLIO CUP**  
CENTRAL EUROPE

## Lap Analysis Free practice 1,

-Reg.No.: ZAO00219b

### 23 Sandro Soubek (AUT) (Clio R.S. IV Cup)

Theoretische Bestzeit: 1:49.425

Lap	D	Time	S1	S2	S3	Lap	D	Time	S1	S2	S3
1	1	3:25.690		53.703		9	1	1:50.353	28.769	37.381	44.203
2	1	2:47.198	1:16.091	42.652	48.455	10	1	1:50.921	28.784	37.878	44.259
3	1	2:05.858	29.102	38.224	58.532	11	1	1:55.516	31.450	39.873	44.193
4	1	1:54.537	32.077	38.260	44.200	12	1	1:54.102	28.769	<b>37.361</b>	47.972
5	1	1:52.288	28.830	37.612	45.846	13	1	1:54.553	32.120	38.293	44.140
6	1	1:53.591	28.693	40.861	44.037	14	1	1:53.332	28.721	37.418	47.193
7	1	1:50.754	29.136	37.877	43.741	15	1	<b>1:50.271</b>	29.311	37.431	<b>43.529</b>
8	1	1:50.369	<b>28.535</b>	37.900	43.934						

### 24 Jonas Karklys (LIT) (Clio R.S. IV Cup)

Theoretische Bestzeit: 1:50.618

Lap	D	Time	S1	S2	S3	Lap	D	Time	S1	S2	S3
1	1	2:57.187		45.763		8	1	2:05.232	30.160	38.427	
2	1	2:23.428	58.468	38.714	46.246	9	1	5:49.441	4:06.695	43.865	
3	1	1:52.205	29.579	37.916	44.710	10	1	2:28.238	59.609	40.811	47.818
4	1	1:51.604	29.634	37.765	44.205	11	1	1:51.533	29.607	37.905	44.021
5	1	1:51.396	29.600	37.731	44.065	12	1	<b>1:50.618</b>	<b>29.140</b>	<b>37.645</b>	<b>43.833</b>
6	1	1:51.051	29.269	37.706	44.076	13	1	1:52.340	29.145	37.774	45.421
7	1	1:51.557	29.287	37.647	44.623						

### 29 Damian Litwinowicz (POL) (Clio R.S. IV Cup)

Theoretische Bestzeit: 1:51.101

Lap	D	Time	S1	S2	S3	Lap	D	Time	S1	S2	S3
1	1	2:42.705		44.093	53.148	9	1	2:12.333	29.152	40.971	
2	1	1:52.415	29.807	37.999	44.609	10	1	4:11.483	2:22.686	1:00.808	47.989
3	1	1:51.784	29.393	37.984	44.407	11	1	1:51.651	29.352	<b>37.723</b>	44.576
4	1	1:52.856	29.421	38.153	45.282	12	1	1:51.495	29.243	37.771	44.481
5	1	1:51.779	29.276	38.141	44.362	13	1	1:59.333	35.699	39.179	44.455
6	1	2:01.193	35.596	41.302	44.295	14	1	1:51.834	29.285	37.984	44.565
7	1	1:51.274	29.288	37.738	<b>44.248</b>	15	1	2:28.874	34.869	41.623	
8	1	<b>1:51.213</b>	<b>29.130</b>	37.760	44.323						

### 34 Adam Rzepecki (POL) (Clio R.S. IV Cup)

Theoretische Bestzeit: 1:50.778

Lap	D	Time	S1	S2	S3	Lap	D	Time	S1	S2	S3
1	1	3:19.601		56.758	45.477	8	1	2:07.147	29.067	38.105	
2	1	1:52.414	29.951	38.008	44.455	9	1	6:01.827	4:38.917	38.036	44.874
3	1	1:51.458	29.118	37.926	44.414	10	1	1:51.144	29.038	<b>37.686</b>	44.420
4	1	1:51.391	28.994	38.158	44.239	11	1	1:51.142	29.061	37.926	44.155
5	1	1:51.208	<b>28.942</b>	37.962	44.304	12	1	<b>1:51.006</b>	29.037	37.819	<b>44.150</b>
6	1	1:51.176	28.973	37.993	44.210	13	1	1:51.287	29.019	37.938	44.330
7	1	1:52.033	28.990	38.615	44.428	14	1	2:11.868	29.396	37.829	

### 44 Lisa Christin Brunner (DEU) (Clio R.S. IV Cup)

Theoretische Bestzeit: 1:50.778

Lap	D	Time	S1	S2	S3	Lap	D	Time	S1	S2	S3
1	1	2:51.604		56.442	58.596	9	1	1:51.620	29.274	37.947	44.399
2	1	1:53.297	30.000	38.617	44.680	10	1	1:51.427	29.240	37.897	44.290
3	1	1:51.500	29.219	38.005	44.276	11	1	1:51.456	29.054	38.020	44.382
4	1	1:51.182	29.113	37.878	<b>44.191</b>	12	1	1:51.767	29.133	38.077	44.557
5	1	2:07.314	<b>28.983</b>	37.992		13	1	<b>1:51.115</b>	29.149	<b>37.604</b>	44.362
6	1	3:11.891	1:49.038	38.389	44.464	14	1	1:51.150	29.024	37.679	44.447
7	1	1:51.778	29.417	37.984	44.377	15	1	1:51.125	29.129	37.613	44.383
8	1	1:51.502	29.267	37.886	44.349						

### 48 Reto Wüst (CHE) (Clio R.S. IV Cup)

Theoretische Bestzeit: 1:50.680

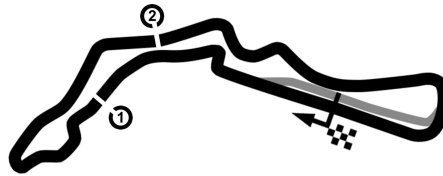
Lap	D	Time	S1	S2	S3	Lap	D	Time	S1	S2	S3
1	1	5:09.321				8	1	1:51.036	28.851	38.030	44.155
2	1	2:04.422	35.605	41.650	47.167	9	1	1:51.055	28.889	38.041	<b>44.125</b>
3	1	1:53.788	29.429	38.974	45.385	10	1	2:09.090	29.000	38.926	
4	1	1:55.332	30.521	38.529	46.282	11	1	5:34.394	4:10.402	39.360	44.632
5	1	1:52.268	29.178	38.484	44.606	12	1	1:51.319	29.079	38.039	44.201
6	1	1:51.735	28.886	38.275	44.574	13	1	<b>1:50.820</b>	<b>28.703</b>	<b>37.852</b>	44.265
7	1	1:51.479	28.871	38.234	44.374						

# TOTAL CZECH TRUCK PRIX

Autodromo Most, length 4212 m

30. August - 01. September 2019

Renault Clio Cup Central Europe



**CLIO CUP**  
CENTRAL EUROPE

## Lap Analysis Free practice 1,

-Reg.No.: ZAO00219b

55 Kevin Landwehr (DEU) (Clio R.S. IV Cup)						Theoretische Bestzeit: 1:50.480					
Lap	D	Time	S1	S2	S3	Lap	D	Time	S1	S2	S3
1	1	2:14.225		42.627	47.448	9	1	2:03.944	28.853	37.825	
2	1	1:54.931	30.495	38.797	45.639	10	1	3:47.811	2:25.806	37.993	<b>44.012</b>
3	1	1:52.112	29.438	38.137	44.537	11	1	1:51.518	28.896	38.299	44.323
4	1	1:53.022	29.194	39.370	44.458	12	1	1:51.357	28.919	38.028	44.410
5	1	1:51.390	28.943	37.812	44.635	13	1	1:51.037	29.045	37.747	44.245
6	1	1:51.143	28.896	37.775	44.472	14	1	1:51.344	28.941	37.993	44.410
7	1	1:50.820	28.870	<b>37.684</b>	44.266	15	1	1:51.275	28.920	37.841	44.514
8	1	<b>1:50.753</b>	<b>28.784</b>	37.717	44.252						

66 Szymon Jablonski (POL) (Clio R.S. IV Cup)						Theoretische Bestzeit: 1:50.786					
Lap	D	Time	S1	S2	S3	Lap	D	Time	S1	S2	S3
1	1	3:52.427				7	1	2:10.250	<b>28.977</b>	41.980	
2	1	1:52.768	30.054	38.138	44.576	8	1	7:07.865	5:36.300	40.480	51.085
3	1	1:54.001	31.897	37.884	44.220	9	1	2:03.277	39.475	39.531	44.271
4	1	1:51.511	29.587	37.752	<b>44.172</b>	10	1	1:51.836	29.674	37.837	44.325
5	1	1:53.234	30.351	38.286	44.597	11	1	<b>1:51.413</b>	29.567	<b>37.637</b>	44.209
6	1	1:51.925	29.532	37.971	44.422	12	1	1:51.790	29.448	37.913	44.429

69 Melvin de Groot (NLD) (Clio R.S. IV Cup)						Theoretische Bestzeit: 1:50.003					
Lap	D	Time	S1	S2	S3	Lap	D	Time	S1	S2	S3
1	1	3:38.024				9	1	<b>1:50.252</b>	28.872	37.503	<b>43.877</b>
2	1	2:00.873	33.787	41.464	45.622	10	1	1:51.341	28.882	37.678	44.781
3	1	1:52.542	29.601	38.551	44.390	11	1	1:50.379	28.765	<b>37.455</b>	44.159
4	1	1:51.295	29.229	37.894	44.172	12	1	1:50.382	28.965	37.490	43.927
5	1	1:51.235	28.853	38.009	44.373	13	1	1:50.337	28.816	37.587	43.934
6	1	1:50.866	28.934	37.674	44.258	14	1	1:50.317	<b>28.671</b>	37.515	44.131
7	1	1:50.875	29.097	37.649	44.129	15	1	1:51.980	28.982	37.651	45.347
8	1	1:50.806	29.003	37.555	44.248	16	1	2:12.066	29.044	37.665	

71 Richard Meixner (CZE) (Clio R.S. IV Cup)						Theoretische Bestzeit: 1:51.823					
Lap	D	Time	S1	S2	S3	Lap	D	Time	S1	S2	S3
1	1	3:03.202		50.320	56.790	6	1	2:15.583	30.176	38.282	
2	1	1:54.038	30.127	39.056	44.855	7	1	4:22.190	2:58.342	39.394	<b>44.454</b>
3	1	1:54.849	31.270	38.722	44.857	8	1	1:53.127	29.379	38.175	45.573
4	1	<b>1:52.004</b>	29.393	38.110	44.501	9	1	1:56.023	<b>29.304</b>	39.817	46.902
5	1	1:52.267	29.534	<b>38.065</b>	44.668	10	1	2:26.486	34.617	44.437	

88 Patryk Krupinski (POL) (Clio R.S. IV Cup)						Theoretische Bestzeit: 1:50.629					
Lap	D	Time	S1	S2	S3	Lap	D	Time	S1	S2	S3
1	1	2:45.017		50.468	54.439	8	1	1:51.796	<b>28.847</b>	38.270	44.679
2	1	1:55.510	29.869	39.721	45.920	9	1	1:53.134	29.010	38.011	46.113
3	1	1:54.170	29.555	38.472	46.143	10	1	1:51.827	29.256	38.108	44.463
4	1	1:52.018	29.418	37.972	44.628	11	1	1:52.389	29.220	38.114	45.055
5	1	1:57.483	28.867	42.579	46.037	12	1	1:51.635	29.000	37.879	44.756
6	1	1:51.829	29.263	38.075	44.491	13	1	1:51.405	29.250	<b>37.581</b>	44.574
7	1	<b>1:51.363</b>	29.199	37.963	<b>44.201</b>	14	1	2:21.772	33.263	41.644	

96 Bartek Mirecki (POL) (Clio R.S. IV Cup)						Theoretische Bestzeit: 1:50.241					
Lap	D	Time	S1	S2	S3	Lap	D	Time	S1	S2	S3
1	1	3:51.625		44.667	44.831	8	1	2:02.044	29.395	37.410	
2	1	1:55.547	33.260	37.799	44.488	9	1	4:49.632	2:43.999	1:01.667	1:03.966
3	1	1:51.022	29.346	37.509	44.167	10	1	1:50.684	29.353	37.487	<b>43.844</b>
4	1	1:50.765	29.353	37.463	43.949	11	1	1:50.651	<b>29.102</b>	37.427	44.122
5	1	<b>1:50.407</b>	29.178	<b>37.295</b>	43.934	12	1	1:52.035	29.229	37.363	45.443
6	1	1:50.735	29.300	37.490	43.945	13	1	2:12.330	33.092	40.895	
7	1	1:50.549	29.166	37.487	43.896						