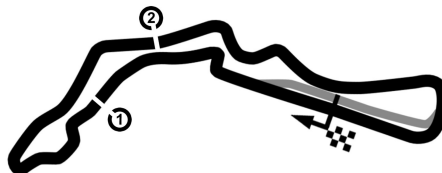


TOTAL CZECH TRUCK PRIX

Autodrom Most, length 4212 m

30. August - 01. September 2019

KIA Platinum Cup



Lap Analysis Race 1,

-Reg.No.: ZAO00219b

3 Patryk Borek (POL) (Kia Picanto)

Theoretische Bestzeit: 2:10.751

Lap	D	Time	S1	S2	S3	Lap	D	Time	S1	S2	S3
1	1	2:23.295	45.245	46.409	51.641	7	1	2:10.968	35.101	44.253	51.614
2	1	2:11.344	34.926	44.540	51.878	8	1	2:11.544	35.086	44.752	51.706
3	1	2:11.106	34.885	44.373	51.848	9	1	2:11.046	35.142	44.277	51.627
4	1	2:11.077	34.994	44.470	51.613	10	1	2:11.654	35.326	44.552	51.776
5	1	2:10.934	34.923	44.391	51.620	11	1	2:11.697	35.124	44.833	51.740
6	1	2:11.015	35.036	44.364	51.615	12	1	2:11.616	35.066	44.829	51.721

4 Adrienn Vogel (HUN) (Kia Picanto)

Theoretische Bestzeit: 2:10.559

Lap	D	Time	S1	S2	S3	Lap	D	Time	S1	S2	S3
1	1	2:21.943	44.898	45.223	51.822	7	1	2:10.719	34.840	44.287	51.592
2	1	2:11.042	34.878	44.374	51.790	8	1	2:11.008	34.979	44.359	51.670
3	1	2:11.423	35.341	44.296	51.786	9	1	2:11.237	35.086	44.577	51.574
4	1	2:10.703	34.838	44.154	51.711	10	1	2:11.184	34.901	44.481	51.802
5	1	2:11.086	34.910	44.222	51.954	11	1	2:11.318	34.838	44.683	51.797
6	1	2:10.683	34.896	44.147	51.640	12	1	2:11.060	34.952	44.524	51.584

9 Istvan Bernula (HUN) (Kia Picanto)

Theoretische Bestzeit: 2:10.727

Lap	D	Time	S1	S2	S3	Lap	D	Time	S1	S2	S3
1	1	2:25.209	46.667	45.459	53.083	7	1	2:11.213	34.708	44.522	51.983
2	1	2:12.447	35.864	44.871	51.712	8	1	2:12.700	35.225	44.451	53.024
3	1	2:11.466	34.798	44.874	51.794	9	1	2:13.338	35.604	44.928	52.806
4	1	2:11.529	34.896	44.533	52.100	10	1	2:12.125	35.164	44.774	52.187
5	1	2:11.021	34.994	44.307	51.720	11	1	2:13.244	35.641	45.027	52.576
6	1	2:11.480	35.058	44.588	51.834	12	1	2:12.358	35.326	44.484	52.548

10 Kamil Serafin (POL) (Kia Picanto)

Theoretische Bestzeit: 2:10.682

Lap	D	Time	S1	S2	S3	Lap	D	Time	S1	S2	S3
1	1	2:21.731	44.951	44.963	51.817	7	1	2:11.035	35.001	44.252	51.782
2	1	2:11.043	34.902	44.282	51.859	8	1	2:11.458	35.345	44.419	51.694
3	1	2:12.318	35.718	44.811	51.789	9	1	2:11.398	35.359	44.167	51.872
4	1	2:10.970	34.915	44.086	51.969	10	1	2:11.471	35.205	44.437	51.829
5	1	2:11.113	35.083	44.214	51.816	11	1	2:11.693	35.385	44.367	51.941
6	1	2:10.986	34.910	44.175	51.901	12	1	2:11.607	35.203	44.591	51.813

11 Aleksander Olejniczak (POL) (Kia Picanto)

Theoretische Bestzeit: 2:11.366

Lap	D	Time	S1	S2	S3	Lap	D	Time	S1	S2	S3
1	1	2:25.255	45.984	46.196	53.075	7	1	2:14.188	36.121	45.145	52.922
2	1	2:13.880	36.394	45.104	52.382	8	1	2:14.387	35.876	45.232	53.279
3	1	2:12.445	35.506	44.747	52.192	9	1	2:13.674	35.685	45.123	52.866
4	1	2:11.791	35.227	44.627	51.937	10	1	2:13.782	35.634	45.258	52.890
5	1	2:11.668	34.876	44.929	51.863	11	1	2:14.656	35.970	45.481	53.205
6	1	2:22.781	44.119	45.868	52.794	12	1	2:15.102	35.801	46.008	53.293

21 Dawid Borek (POL) (Kia Picanto)

Theoretische Bestzeit: 2:10.509

Lap	D	Time	S1	S2	S3	Lap	D	Time	S1	S2	S3
1	1	2:20.191	44.227	44.524	51.440	7	1	2:10.879	34.925	44.421	51.533
2	1	2:10.612	34.805	44.264	51.543	8	1	2:11.029	35.071	44.336	51.622
3	1	2:11.109	35.006	44.345	51.758	9	1	2:11.296	34.988	44.535	51.773
4	1	2:10.921	34.858	44.476	51.587	10	1	2:11.142	34.939	44.506	51.697
5	1	2:10.957	34.877	44.415	51.665	11	1	2:11.339	34.985	44.573	51.781
6	1	2:11.047	35.024	44.526	51.497	12	1	2:11.742	35.228	44.707	51.807

23 Filip Zagórski (POL) (Kia Picanto)

Theoretische Bestzeit: 2:10.734

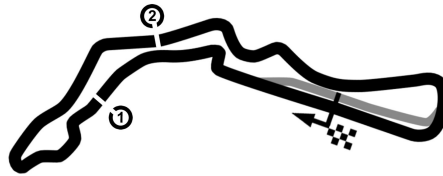
Lap	D	Time	S1	S2	S3	Lap	D	Time	S1	S2	S3
1	1	2:25.517	45.565	46.780	53.172	7	1	2:11.477	34.944	44.793	51.740
2	1	2:11.911	35.456	44.569	51.886	8	1	2:13.433	35.872	44.709	52.852
3	1	2:11.318	34.815	44.707	51.796	9	1	2:13.273	35.093	45.027	53.153
4	1	2:11.304	34.546	44.851	51.907	10	1	2:12.077	35.130	44.964	51.983
5	1	2:11.113	34.793	44.448	51.872	11	1	2:13.300	35.471	45.447	52.382
6	1	2:11.305	34.740	44.519	52.046	12	1	2:12.494	35.436	44.475	52.583

TOTAL CZECH TRUCK PRIX

Autodrom Most, length 4212 m

30. August - 01. September 2019

KIA Platinum Cup



Lap Analysis Race 1,

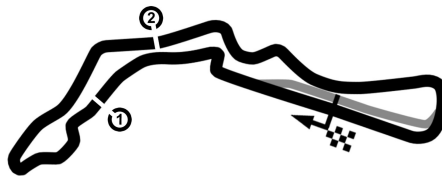
-Reg.No.: ZAO00219b

TOTAL CZECH TRUCK PRIX

Autodrom Most, length 4212 m

30. August - 01. September 2019

KIA Platinum Cup



Lap Analysis Race 1,

-Reg.No.: ZAO00219b

33 Nikodem Wierzbicki (POL) (Kia Picanto)						Theoretische Bestzeit: 2:10.218					
Lap	D	Time	S1	S2	S3	Lap	D	Time	S1	S2	S3
1	1	2:19.806	44.082	44.225	51.499	7	1	2:11.029	35.184	44.149	51.696
2	1	2:10.719	34.590	44.361	51.768	8	1	2:10.999	35.048	44.225	51.726
3	1	2:10.963	34.761	44.316	51.886	9	1	2:10.959	35.158	44.168	51.633
4	1	2:10.851	34.819	44.437	51.595	10	1	2:10.903	34.893	44.351	51.659
5	1	2:11.043	34.934	44.329	51.780	11	1	2:11.321	34.942	44.522	51.857
6	1	2:10.537	34.837	44.129	51.571	12	1	2:11.156	34.926	44.454	51.776

54 Marcelina Czepiel () (Kia Picanto)						Theoretische Bestzeit: 2:12.641					
Lap	D	Time	S1	S2	S3	Lap	D	Time	S1	S2	S3
1	1	2:28.499	46.363	46.620	55.516	7	1	2:15.450	35.872	45.304	54.274
2	1	2:14.262	35.236	45.942	53.084	8	1	2:14.160	35.815	45.309	53.036
3	1	2:13.010	34.918	45.259	52.833	9	1	2:13.988	35.586	45.467	52.935
4	1	2:13.772	35.015	45.792	52.965	10	1	2:13.208	35.476	45.223	52.509
5	1	2:16.509	37.556	45.214	53.739	11	1	2:13.963	35.404	45.550	53.009
6	1	2:13.709	35.361	45.397	52.951	12	1	2:13.689	35.288	45.440	52.961

68 Jakub Szablewski (POL) (Kia Picanto)						Theoretische Bestzeit: 2:10.646					
Lap	D	Time	S1	S2	S3	Lap	D	Time	S1	S2	S3
1	1	2:23.749	45.806	46.089	51.854	7	1	2:11.259	34.868	44.333	52.058
2	1	2:11.147	34.874	44.578	51.695	8	1	2:11.214	34.764	44.430	52.020
3	1	2:11.493	34.896	44.613	51.984	9	1	2:11.254	34.865	44.429	51.960
4	1	2:11.018	34.677	44.459	51.882	10	1	2:11.290	34.762	44.605	51.923
5	1	2:11.114	34.732	44.384	51.998	11	1	2:11.845	34.973	44.895	51.977
6	1	2:10.798	34.713	44.274	51.811	12	1	2:11.407	34.788	44.812	51.807

77 Mateusz Zuchowski (POL) (Kia Picanto)						Theoretische Bestzeit: 2:12.187					
Lap	D	Time	S1	S2	S3	Lap	D	Time	S1	S2	S3
1	1	2:26.291	47.618	45.872	52.801	7	1	2:12.707	35.596	45.027	52.084
2	1	2:15.203	35.619	47.300	52.284	8	1	2:13.232	35.933	45.178	52.121
3	1	2:12.969	35.228	45.200	52.541	9	1	2:12.631	35.282	45.352	51.997
4	1	2:12.701	35.321	45.199	52.181	10	1	2:12.515	35.402	45.081	52.032
5	1	2:13.226	35.770	45.335	52.121	11	1	2:13.222	35.711	45.479	52.032
6	1	2:12.940	35.797	45.211	51.932	12	1	2:13.011	35.780	45.290	51.941

86 Aleks Sówka (POL) (Kia Picanto)						Theoretische Bestzeit: 2:11.492					
Lap	D	Time	S1	S2	S3	Lap	D	Time	S1	S2	S3
1	1	2:25.891	47.033	45.458	53.400	7	1	2:12.194	35.098	44.853	52.243
2	1	2:13.430	35.728	45.432	52.270	8	1	2:12.412	35.365	44.707	52.340
3	1	2:11.773	35.042	44.595	52.136	9	1	2:11.992	35.313	44.527	52.152
4	1	2:11.880	34.900	44.870	52.110	10	1	2:11.862	34.948	44.675	52.239
5	1	2:11.727	34.998	44.624	52.105	11	1	2:12.438	35.600	44.711	52.127
6	1	2:12.460	35.160	44.888	52.412	12	1	2:11.795	35.177	44.553	52.065

98 Marek Wicher () (Kia Picanto)						Theoretische Bestzeit: 2:12.609					
Lap	D	Time	S1	S2	S3	Lap	D	Time	S1	S2	S3
1	1	2:27.244	47.936	46.307	53.001	7	1	2:17.225	35.894	45.939	55.392
2	1	2:13.973	35.666	46.035	52.272	8	1	2:15.027	36.298	45.892	52.837
3	1	2:13.757	35.162	45.175	53.420	9	1	2:14.057	35.683	45.556	52.818
4	1	2:14.325	35.556	45.775	52.994	10	1	2:14.067	35.668	45.678	52.721
5	1	2:15.267	35.848	45.671	53.748	11	1	2:14.425	35.675	45.888	52.862
6	1	2:14.417	35.983	45.785	52.649	12	1	2:15.000	35.599	45.972	53.429

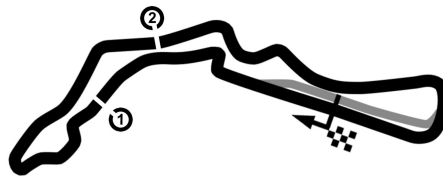
99 Zuzanna Krzyczkowska () (Kia Picanto)						Theoretische Bestzeit: 2:14.413					
Lap	D	Time	S1	S2	S3	Lap	D	Time	S1	S2	S3
1	1	2:32.277	50.927	46.981	54.369	7	1	2:27.633	35.697	56.494	55.442
2	1	2:15.923	35.708	46.077	54.138	8	1	2:16.409	36.127	46.562	53.720
3	1	2:16.054	35.856	46.552	53.646	9	1	2:15.914	36.027	46.015	53.872
4	1	2:15.562	35.647	46.275	53.640	10	1	2:16.372	36.287	46.209	53.876
5	1	2:14.416	35.507	45.848	53.061	11	1	2:15.890	35.675	46.249	53.966
6	1	2:14.887	35.658	46.171	53.058	12	1	2:16.928	35.618	46.735	54.575

TOTAL CZECH TRUCK PRIX

Autodrom Most, length 4212 m

30. August - 01. September 2019

KIA Platinum Cup



Lap Analysis Race 1,

-Reg.No.: ZAO00219b

998 () ()

Theoretische Bestzeit:

Lap	D	Time	S1	S2	S3	Lap	D	Time	S1	S2	S3
1	1	1:19.487									