

TOTAL CZECH TRUCK PRIX

Autodrom Most, length 4212 m

30. August - 01. September 2019

FIA European Truck Racing Championship

Lap Analysis Race 1,

FIA-Visa.No.: 5ETRC- CZE 12.08.201

1 Jochen HAHN , IVECO / DEU

Theoretische Bestzeit: 2:02.35

Lap	Time	S1	S2	S3	Lap	Time	S1	S2	S3
1	2:06.648	35.816	41.579	49.253	7	2:03.773	32.237	41.907	49.629
2	2:02.566	31.849	41.376	49.341	8	2:03.264	32.149	41.604	49.511
3	2:02.564	31.728	41.406	49.430	9	2:03.650	32.203	41.779	49.668
4	2:02.815	31.907	41.452	49.456	10	2:03.586	32.131	41.826	49.629
5	2:03.127	31.926	41.580	49.621	11	2:04.751	32.110	41.646	50.995
6	2:02.822	31.830	41.424	49.568					

5 Norbert KISS , MERCEDES BENZ / HUN

Theoretische Bestzeit: 2:03.84

Lap	Time	S1	S2	S3	Lap	Time	S1	S2	S3
1	2:12.434	38.939	43.743	49.752	7	2:05.757	32.870	42.863	50.024
2	2:04.829	32.671	42.496	49.662	8	2:15.281	32.290	42.241	
3	2:04.630	32.237	42.489	49.904	9	2:19.874	45.842	42.864	51.168
4	2:04.269	32.199	42.256	49.814	10	2:12.181	35.423	46.308	50.450
5	2:04.206	32.189	42.079	49.938	11	2:08.091	32.688	44.459	50.944
6	2:04.052	32.225	41.995	49.832					

6 Anthony A.JANIEC , MAN / FRA

Theoretische Bestzeit: 2:03.85

Lap	Time	S1	S2	S3	Lap	Time	S1	S2	S3
1	2:13.924	39.863	43.961	50.100	7	2:04.669	32.386	42.042	50.241
2	2:04.651	32.442	42.435	49.774	8	2:17.964	33.827	42.889	
3	2:04.535	32.299	41.834	50.402	9	2:16.223	43.907	42.093	50.223
4	2:04.154	32.346	41.781	50.027	10	2:07.848	33.122	42.499	52.227
5	2:04.537	32.434	42.005	50.098	11	2:05.858	33.397	42.073	50.388
6	2:05.095	33.129	41.928	50.038					

7 Jamie ANDERSON , MAN / GBR

Theoretische Bestzeit: 2:04.95

Lap	Time	S1	S2	S3	Lap	Time	S1	S2	S3
1	2:16.228	41.007	43.986	51.235	7	2:06.541	32.966	42.058	51.517
2	2:06.619	33.279	42.770	50.570	8	2:08.110	32.988	44.014	51.108
3	2:06.448	33.474	42.138	50.836	9	2:06.968	33.178	42.949	50.841
4	2:06.765	33.970	42.214	50.581	10	2:08.776	33.053	42.667	53.056
5	2:07.058	32.858	42.180	52.020	11	2:06.133	32.574	43.240	50.319
6	2:06.906	33.007	42.229	51.670					

11 Andre KURSIM , IVECO / DEU

Theoretische Bestzeit: 2:03.75

Lap	Time	S1	S2	S3	Lap	Time	S1	S2	S3
1	2:14.326	41.094	43.129	50.103	7	2:04.489	32.401	42.226	49.862
2	2:04.677	32.420	42.510	49.747	8	2:06.240	32.919	42.899	50.422
3	2:05.885	32.222	41.799	51.864	9	2:05.116	32.839	42.175	50.102
4	2:04.592	32.767	42.004	49.821	10	2:04.660	32.269	42.056	50.335
5	2:04.510	32.664	42.116	49.730	11	2:05.604	32.426	42.150	51.028
6	2:04.340	32.266	42.130	49.944					

14 José J.RODRIGUES , MAN / PRT

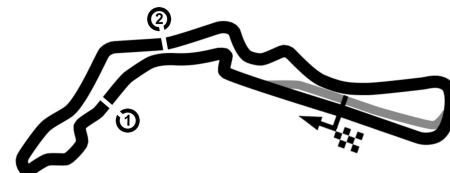
Theoretische Bestzeit: 2:03.61

Lap	Time	S1	S2	S3	Lap	Time	S1	S2	S3
1	2:11.558	38.070	43.562	49.926	7	2:05.322	32.049	42.887	50.386
2	2:06.220	33.517	42.965	49.738	8	2:04.479	32.031	42.359	50.089
3	2:04.568	31.913	42.309	50.346	9	2:04.957	32.164	42.530	50.263
4	2:04.359	31.991	42.083	50.285	10	2:05.764	32.280	42.696	50.788
5	2:04.553	31.877	42.479	50.197	11	2:05.476	32.654	42.512	50.310
6	2:04.087	31.993	42.000	50.094					

15 Erwin KLEINAGELVOORT , SCANIA / NLD

Theoretische Bestzeit: 2:05.61

Lap	Time	S1	S2	S3	Lap	Time	S1	S2	S3
1	2:18.614	42.127	44.687	51.800	7	2:06.805	32.662	43.240	50.903
2	2:06.739	33.042	42.609	51.088	8	2:06.857	32.914	42.728	51.215
3	2:09.573	35.718	43.040	50.815	9	2:07.908	33.311	43.234	51.363
4	2:06.235	32.982	42.433	50.820	10	2:07.576	33.084	42.940	51.552
5	2:06.174	32.763	42.695	50.716	11	2:11.468	35.037	44.341	52.090



TOTAL CZECH TRUCK PRIX

Autodrom Most, length 4212 m

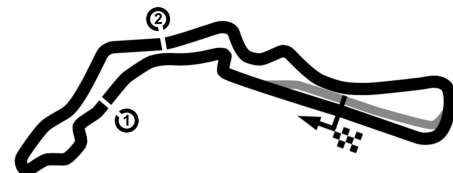
30. August - 01. September 2019

FIA European Truck Racing Championship

Lap Analysis Race 1,

FIA-Visa.No.: 5ETRC- CZE 12.08.2019

Lap	Time	S1	S2	S3	Lap	Time	S1	S2	S3
6	2:06.219	32.943	42.761	50.515					



TOTAL CZECH TRUCK PRIX

Autodrom Most, length 4212 m

30. August - 01. September 2019

FIA European Truck Racing Championship

Lap Analysis Race 1,

FIA-Visa.No.: 5ETRC-CZE 12.08.201

22 Oliver JANES , FREIGHTLINER / GBR

Theoretische Bestzeit: 2:05.36

Lap	Time	S1	S2	S3	Lap	Time	S1	S2	S3
1	2:15.205	40.827	43.124	51.254	7	2:06.570	32.619	42.513	51.438
2	2:06.826	32.802	42.637	51.387	8	2:09.164	33.362	44.230	51.572
3	2:06.636	32.408	43.444	50.784	9	2:07.123	32.944	43.666	50.513
4	2:06.770	32.655	43.374	50.741	10	2:07.131	33.017	42.936	51.178
5	2:07.445	32.592	42.918	51.935	11	2:05.915	32.576	42.442	50.897
6	2:06.846	32.610	42.661	51.575					

23 Antonio ALBACETE , MAN / ESP

Theoretische Bestzeit: 2:02.72

Lap	Time	S1	S2	S3	Lap	Time	S1	S2	S3
1	2:11.840	38.593	43.295	49.952	7	2:03.312	31.871	41.631	49.810
2	2:03.157	32.236	41.455	49.466	8	2:04.397	32.615	41.941	49.841
3	2:03.114	32.258	41.404	49.452	9	2:04.642	32.251	41.965	50.426
4	2:03.023	31.893	41.576	49.554	10	2:07.489	33.995	42.480	51.014
5	2:03.472	31.952	41.551	49.969	11	2:04.091	32.045	41.940	50.106
6	2:03.553	32.103	41.681	49.769					

24 Fabio CITIGNOLA , MERCEDES BENZ / DEU

Theoretische Bestzeit: 2:05.11

Lap	Time	S1	S2	S3	Lap	Time	S1	S2	S3
1	2:17.049	41.811	44.830	50.408	7	2:05.117	32.632	42.316	50.169
2	2:06.270	33.227	42.393	50.650	8	2:06.619	33.011	42.388	51.220
3	2:06.367	33.603	42.387	50.377	9	2:06.143	32.936	42.732	50.475
4	2:21.630	35.699	43.138		10	2:06.829	32.845	42.867	51.117
5	2:17.994	45.167	42.526	50.301	11	2:06.945	33.177	43.095	50.673
6	2:05.565	32.647	42.598	50.320					

30 Sascha LENZ , MAN / DEU

Theoretische Bestzeit: 2:02.81

Lap	Time	S1	S2	S3	Lap	Time	S1	S2	S3
1	2:08.631	37.652	41.655	49.324	6	2:04.187	32.315	41.943	49.929
2	2:03.079	31.859	41.631	49.589	7	2:04.219	31.974	42.036	50.209
3	2:03.448	32.111	41.889	49.448	8	2:04.342	31.954	42.100	50.288
4	2:03.393	31.914	41.926	49.553	9	2:04.988	32.134	42.276	50.578
5	2:03.763	31.974	42.095	49.694					

37 Terry GIBBON , MAN / GBR

Theoretische Bestzeit: 2:05.07

Lap	Time	S1	S2	S3	Lap	Time	S1	S2	S3
1	2:17.607	41.472	45.086	51.049	7	2:06.701	33.280	42.660	50.761
2	2:06.866	32.980	42.740	51.146	8	2:08.224	32.954	44.261	51.009
3	2:05.712	32.728	43.046	49.938	9	2:06.821	32.911	43.414	50.496
4	2:06.698	33.453	43.071	50.174	10	2:07.946	33.270	42.637	52.039
5	2:06.675	32.918	42.776	50.981	11	2:06.133	32.655	43.345	50.133
6	2:06.725	33.438	42.478	50.809					

38 Eduardo E.RODRIGUES , MAN / PRT

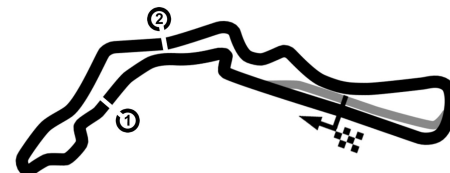
Theoretische Bestzeit: 2:07.34

Lap	Time	S1	S2	S3	Lap	Time	S1	S2	S3
1	2:20.481	44.145	44.575	51.761	7	2:10.514	33.981	44.639	51.894
2	2:08.534	33.423	43.493	51.618	8	2:10.113	33.070	44.253	52.790
3	2:09.233	34.022	43.892	51.319	9	2:07.893	33.447	43.504	50.942
4	2:09.013	32.912	43.823	52.278	10	2:08.747	32.927	43.840	51.980
5	2:09.534	33.187	44.460	51.887	11	2:10.546	33.465	44.633	52.448
6	2:09.709	33.715	43.833	52.161					

44 Stephanie HALM , IVECO / DEU

Theoretische Bestzeit: 2:02.62

Lap	Time	S1	S2	S3	Lap	Time	S1	S2	S3
1	2:11.089	38.084	43.403	49.602	7	2:03.968	31.962	41.775	50.231
2	2:02.832	31.955	41.442	49.435	8	2:04.370	32.086	41.951	50.333
3	2:02.955	31.875	41.530	49.550	9	2:04.860	32.183	42.156	50.521
4	2:02.944	31.748	41.681	49.515	10	2:06.021	33.599	42.254	50.168
5	2:03.267	31.822	41.754	49.691	11	2:05.221	32.101	42.300	50.820
6	2:03.868	32.150	42.095	49.623					



TOTAL CZECH TRUCK PRIX

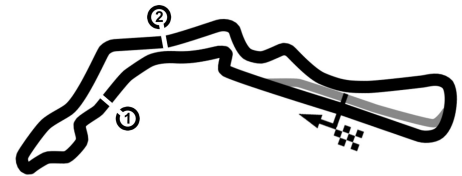
Autodrom Most, length 4212 m

30. August - 01. September 2019

FIA European Truck Racing Championship

Lap Analysis Race 1,

FIA-Visa.No.: 5ETRC- CZE 12.08.201



TOTAL CZECH TRUCK PRIX

Autodrom Most, length 4212 m

30. August - 01. September 2019

FIA European Truck Racing Championship

Lap Analysis Race 1,

FIA-Visa.No.: 5ETRC-CZE 12.08.201

55 Adam LACKO , FREIGHTLINER / CZE

Theoretische Bestzeit: 2:02.81

Lap	Time	S1	S2	S3	Lap	Time	S1	S2	S3
1	2:07.480	36.443	41.593	49.444	7	2:02.986	31.834	41.590	49.562
2	2:03.451	32.363	41.569	49.519	8	2:03.535	31.921	41.880	49.734
3	2:03.327	31.843	41.845	49.639	9	2:03.374	31.872	41.845	49.657
4	2:02.936	31.848	41.536	49.552	10	2:03.389	31.951	41.707	49.731
5	2:03.052	31.869	41.533	49.650	11	2:03.415	31.847	41.679	49.889
6	2:03.204	31.926	41.594	49.684					

64 Luis RECUENCO , MAN / ESP

Theoretische Bestzeit: 2:05.29

Lap	Time	S1	S2	S3	Lap	Time	S1	S2	S3
1	2:15.549	37.751	46.923	50.875	7	2:06.626	32.989	43.264	50.373
2	2:06.782	32.824	43.003	50.955	8	2:08.488	33.025	44.121	51.342
3	2:06.624	32.650	43.249	50.725	9	2:07.056	32.910	43.624	50.522
4	2:06.893	32.800	43.412	50.681	10	2:07.908	33.011	43.075	51.822
5	2:08.294	33.616	42.272	52.406	11	2:06.341	32.782	43.127	50.432
6	2:06.719	33.156	42.821	50.742					

71 Mika MÄKINEN , FREIGHTLINER /

Theoretische Bestzeit: 2:05.36

Lap	Time	S1	S2	S3	Lap	Time	S1	S2	S3
1	2:18.949	42.839	44.339	51.771	7	2:06.846	33.343	42.795	50.708
2	2:06.590	33.239	42.787	50.564	8	2:08.391	33.268	43.672	51.451
3	2:06.544	33.633	42.768	50.143	9	2:07.443	33.189	43.397	50.857
4	2:05.879	32.977	42.482	50.420	10	2:07.219	32.994	42.855	51.370
5	2:06.545	32.744	42.598	51.203	11	2:07.202	33.587	42.763	50.852
6	2:06.863	33.543	42.668	50.652					

77 Rene REINERT , IVECO / DEU

Theoretische Bestzeit: 2:03.96

Lap	Time	S1	S2	S3	Lap	Time	S1	S2	S3
1	2:13.511	40.024	43.584	49.903	7	2:05.310	32.884	42.028	50.398
2	2:06.055	32.186	43.378	50.491	8	2:05.785	32.765	42.273	50.747
3	2:04.056	32.196	41.961	49.899	9	2:04.996	32.445	42.320	50.231
4	2:04.062	32.206	42.036	49.820	10	2:05.145	32.248	42.279	50.618
5	2:04.530	32.628	41.991	49.911	11	2:05.552	32.362	42.363	50.827
6	2:05.104	33.008	42.092	50.004					