



TOTAL CZECH TRUCK PRIX

Autodromo Most, length 4212 m

30. August - 01. September 2019

FIA European Truck Racing Championship

Lap Analysis free practice 2,

FIA-Visa.No.: 5ETRC- CZE 12.08.201

1 Jochen HAHN , IVECO / DEU

Theoretische Bestzeit: 2:01.98

Lap	Time	S1	S2	S3	Lap	Time	S1	S2	S3
1	3:37.014		1:03.213	1:05.946	7	2:05.223	32.244	41.185	51.794
2	2:02.062	32.027	41.040	48.995	8	2:02.412	31.963	41.032	49.417
3	2:48.827	42.817	1:00.683	1:05.327	9	2:23.154	36.121	51.172	55.861
4	2:02.298	32.017	41.172	49.109	10	2:02.281	31.962	41.163	49.156
5	2:51.169	37.880	50.806		11	2:02.869	32.153	41.297	49.419
6	3:15.115	1:21.359	54.480	59.276					

5 Norbert KISS , MERCEDES BENZ / HUN

Theoretische Bestzeit: 2:03.02

Lap	Time	S1	S2	S3	Lap	Time	S1	S2	S3
1	3:21.347		54.144	56.381	8	2:57.626	1:12.429	47.112	58.085
2	2:03.640	32.078	42.078	49.484	9	2:03.525	31.848	42.259	49.418
3	2:32.591	40.002	51.774	1:00.815	10	2:26.170	38.164	53.296	54.710
4	2:03.649	32.144	41.925	49.580	11	2:04.231	31.904	42.525	49.802
5	2:03.658	32.042	41.797	49.819	12	2:03.338	32.057	41.901	49.380
6	2:13.079	32.069	42.254	58.756	13	2:04.370	31.886	42.038	50.446
7	2:49.261	37.363	54.427						

6 Anthony A.JANIEC , MAN / FRA

Theoretische Bestzeit: 2:03.44

Lap	Time	S1	S2	S3	Lap	Time	S1	S2	S3
1	2:40.464		49.485	56.920	7	2:59.219	42.869	1:06.116	1:10.234
2	2:03.943	32.290	41.800	49.853	8	2:19.780	32.272	41.729	1:05.779
3	2:47.074	43.320	1:00.154	1:03.600	9	2:57.735	38.647	55.880	
4	2:47.918	32.712	46.750		10	4:45.310	3:02.180	48.710	54.420
5	3:45.752	1:59.615	50.535	55.602	11	2:03.698	32.193	41.454	50.051
6	2:03.782	32.249	41.731	49.802					

7 Jamie ANDERSON , MAN / GBR

Theoretische Bestzeit: 2:03.69

Lap	Time	S1	S2	S3	Lap	Time	S1	S2	S3
1	2:37.726		48.422	54.232	8	4:16.953	2:44.661	42.159	50.133
2	2:04.891	32.568	41.820	50.503	9	2:04.486	32.253	41.920	50.313
3	2:06.347	32.773	42.819	50.755	10	2:04.721	32.113	42.163	50.445
4	2:05.300	32.663	42.269	50.368	11	2:04.155	32.328	41.881	49.946
5	2:05.151	32.532	42.378	50.241	12	2:04.054	32.258	42.038	49.758
6	2:06.007	33.465	42.369	50.173	13	2:04.444	32.175	42.033	50.236
7	2:28.151	32.601	42.008						

11 Andre KURSIM , IVECO / DEU

Theoretische Bestzeit: 2:02.82

Lap	Time	S1	S2	S3	Lap	Time	S1	S2	S3
1	2:44.054		49.100	57.669	7	3:49.027	2:01.553	54.642	52.832
2	2:03.140	32.132	41.549	49.459	8	2:02.972	32.031	41.362	49.579
3	2:04.673	32.410	41.708	50.555	9	2:19.941	35.822	49.348	54.771
4	2:37.618	45.020	59.260	53.338	10	2:03.205	32.118	41.601	49.486
5	2:03.120	32.114	41.477	49.529	11	2:03.107	32.122	41.557	49.428
6	3:05.356	42.708	1:01.834		12	2:25.016	38.090	48.924	58.002

14 José J.RODRIGUES , MAN / PRT

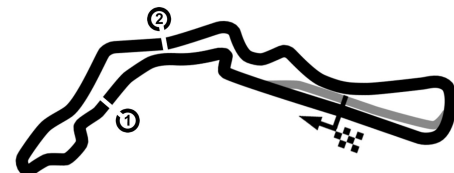
Theoretische Bestzeit: 2:03.07

Lap	Time	S1	S2	S3	Lap	Time	S1	S2	S3
1	2:45.294		45.382	57.123	8	2:04.268	31.919	42.149	50.200
2	2:04.204	31.838	41.644	50.722	9	2:50.595	33.145	51.391	
3	2:03.803	32.120	42.079	49.604	10	4:07.943	2:18.415	50.843	58.685
4	2:04.372	32.068	42.027	50.277	11	2:04.286	31.944	42.299	50.043
5	2:04.822	32.325	42.093	50.404	12	2:04.429	31.825	42.118	50.486
6	2:04.253	32.054	42.122	50.077	13	2:04.124	31.917	42.004	50.203
7	2:04.465	31.986	42.011	50.468					

15 Erwin KLEINAGELVOORT , SCANIA / NLD

Theoretische Bestzeit: 2:05.45

Lap	Time	S1	S2	S3	Lap	Time	S1	S2	S3
1	3:26.886		54.615	56.166	3	2:05.930	32.786	42.254	50.890
2	2:06.046	33.007	42.625	50.414	4	2:48.013	37.672	49.265	



TOTAL CZECH TRUCK PRIX

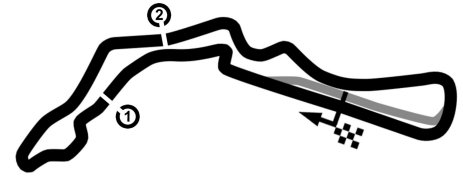
Autodromo Most, length 4212 m

30. August - 01. September 2019

FIA European Truck Racing Championship

Lap Analysis free practice 2,

FIA-Visa.No.: 5ETRC- CZE 12.08.201



TOTAL CZECH TRUCK PRIX

Autodromo Most, length 4212 m

30. August - 01. September 2019

FIA European Truck Racing Championship

Lap Analysis free practice 2,

FIA-Visa.No.: 5ETRC- CZE 12.08.201

19 Dominique ORSINI , MERCEDES BENZ / FRA

Theoretische Bestzeit:

Lap	Time	S1	S2	S3	Lap	Time	S1	S2	S3
1	2:49.606				5	2:16.057			
2	2:13.557				6	2:17.285			
3	2:15.305				7	2:13.723			
4	2:15.634								

22 Oliver JANES , FREIGHTLINER / GBR

Theoretische Bestzeit: 2:04.66

Lap	Time	S1	S2	S3	Lap	Time	S1	S2	S3
1	2:48.141		43.363	51.791	7	3:21.750	1:04.948	54.948	
2	2:05.867	33.573	41.995	50.299	8	2:30.737	55.521	43.987	51.229
3	2:06.053	33.076	42.795	50.182	9	2:06.398	33.092	42.463	50.843
4	2:05.688	32.953	42.293	50.442	10	2:06.043	32.704	42.674	50.665
5	2:05.767	32.808	42.379	50.580	11	2:06.485	32.488	42.298	51.699
6	2:29.948	33.277	43.515		12	2:16.930	33.702	47.908	55.320

23 Antonio ALBACETE , MAN / ESP

Theoretische Bestzeit: 2:02.24

Lap	Time	S1	S2	S3	Lap	Time	S1	S2	S3
1	2:36.847		50.460	54.433	7	3:02.709	43.305	1:09.661	1:09.743
2	2:03.266	32.710	41.330	49.226	8	2:02.406	32.160	41.047	49.199
3	2:49.920	43.864	1:01.622	1:04.434	9	2:49.362	45.798	1:01.419	1:02.145
4	2:25.146	32.098	41.202		10	2:27.696	32.235	43.662	1:11.799
5	4:05.331	2:18.996	51.830	54.505	11	2:29.011	42.800	52.270	53.941
6	2:02.435	32.001	41.197	49.237	12	2:09.747	32.292	41.223	56.232

24 Fabio CITIGNOLA , MERCEDES BENZ / DEU

Theoretische Bestzeit: 2:04.72

Lap	Time	S1	S2	S3	Lap	Time	S1	S2	S3
1	3:40.889		59.163	1:07.866	7	2:05.324	32.987	42.406	49.931
2	2:09.985	33.046	46.995	49.944	8	2:05.198	32.893	42.179	50.126
3	2:08.323	33.072	44.689	50.562	9	2:12.799	33.114	45.457	54.228
4	2:30.075	33.275	43.084		10	2:21.607	32.698	43.128	
5	3:01.519	56.969	42.756		11	2:21.831	48.723	42.992	50.116
6	4:41.030	2:58.821	50.102	52.107	12	2:05.059	32.822	42.390	49.847

30 Sascha LENZ , MAN / DEU

Theoretische Bestzeit: 2:02.46

Lap	Time	S1	S2	S3	Lap	Time	S1	S2	S3
1	3:24.773		56.487	55.371	7	2:03.532	31.869	41.726	49.937
2	2:02.949	32.190	41.446	49.313	8	2:03.212	32.220	41.492	49.500
3	2:07.722	32.213	41.597	53.912	9	2:03.274	32.309	41.720	49.245
4	2:58.478	43.668	50.428		10	2:51.805	38.928	53.675	
5	3:53.987	2:11.284	50.196	52.507	11	3:56.732	2:06.215	49.193	1:01.324
6	2:03.000	32.190	41.627	49.183	12	2:03.101	32.357	41.416	49.328

37 Terry GIBBON , MAN / GBR

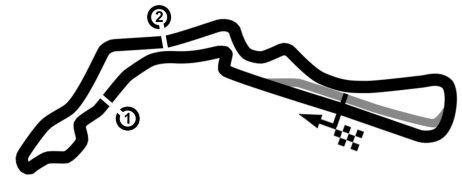
Theoretische Bestzeit: 2:04.03

Lap	Time	S1	S2	S3	Lap	Time	S1	S2	S3
1	2:46.694		45.339	59.382	8	2:29.740	37.473	42.890	
2	2:06.519	33.448	42.551	50.520	9	2:36.627	47.599	42.741	
3	2:08.835	32.975	45.738	50.122	10	2:37.923	48.630	42.104	
4	2:05.045	32.493	42.583	49.969	11	2:59.020	1:19.092	43.929	55.999
5	2:04.788	32.712	42.230	49.846	12	2:04.715	32.201	42.578	49.936
6	2:49.817	46.027	1:02.498	1:01.292	13	2:04.746	32.287	42.180	50.279
7	2:05.659	33.112	41.987	50.560					

38 Eduardo E.RODRIGUES , MAN / PRT

Theoretische Bestzeit: 2:06.39

Lap	Time	S1	S2	S3	Lap	Time	S1	S2	S3
1	2:47.918		45.133	56.763	6	2:08.517	33.717	43.903	50.897
2	2:10.006	34.391	44.142	51.473	7	2:33.472	38.599	58.403	56.470
3	2:07.657	33.237	43.698	50.722	8	2:08.320	33.904	43.553	50.863
4	2:08.038	32.674	43.788	51.576	9	2:06.806	33.072	42.995	50.739
5	2:09.582	33.159	44.924	51.499					



TOTAL CZECH TRUCK PRIX

Autodromo Most, length 4212 m

30. August - 01. September 2019

FIA European Truck Racing Championship

Lap Analysis free practice 2,

FIA-Visa.No.: 5ETRC-CZE 12.08.201

44 Stephanie HALM , IVECO / DEU

Theoretische Bestzeit: 2:02.84

Lap	Time	S1	S2	S3	Lap	Time	S1	S2	S3
1	3:40.120		1:02.839	1:07.675	7	2:03.480	32.203	41.610	49.667
2	2:03.129	32.040	41.622	49.467	8	2:03.306	31.974	41.667	49.665
3	2:46.933	43.544	59.499	1:03.890	9	2:27.331	32.604	43.905	
4	2:03.077	32.138	41.494	49.445	10	3:21.026	1:39.376	47.245	54.405
5	2:43.208	34.085	47.781		11	2:03.464	32.040	41.422	50.002
6	4:54.685	3:10.993	51.245	52.447					

55 Adam LACKO , FREIGHTLINER / CZE

Theoretische Bestzeit: 2:02.08

Lap	Time	S1	S2	S3	Lap	Time	S1	S2	S3
1	2:35.052		46.628	56.067	6	2:42.686	37.632	49.740	
2	2:02.718	31.958	41.415	49.345	7	5:48.050	4:02.556	50.599	54.895
3	2:34.395	36.089	48.437		8	2:02.543	31.805	41.193	49.545
4	5:02.478	3:23.663	44.207	54.608	9	2:32.724	37.505	53.487	1:01.732
5	2:02.256	31.777	41.227	49.252	10	2:02.085	31.782	41.172	49.131

64 Luis RECUENCO , MAN / ESP

Theoretische Bestzeit: 2:03.80

Lap	Time	S1	S2	S3	Lap	Time	S1	S2	S3
1	3:41.596		1:04.259	1:06.447	7	2:04.575	32.420	42.264	49.891
2	2:24.782	32.607	45.580		8	2:04.247	32.155	42.159	49.933
3	4:50.080	3:17.388	42.813	49.879	9	2:03.970	32.115	42.065	49.790
4	2:04.968	32.570	42.236	50.162	10	2:29.708	32.201	46.766	1:10.741
5	2:04.605	32.502	42.159	49.944	11	2:50.827	45.396	1:00.240	1:05.191
6	2:04.630	32.338	42.414	49.878	12	2:03.832	32.144	42.067	49.621

71 Mika MÄKINEN , FREIGHTLINER /

Theoretische Bestzeit: 2:05.79

Lap	Time	S1	S2	S3	Lap	Time	S1	S2	S3
1	2:41.625		48.376	57.199	8	2:06.203	33.143	42.458	50.602
2	2:08.565	32.934	42.905	52.726	9	2:20.869	32.941	46.654	1:01.274
3	2:06.991	33.052	43.009	50.930	10	2:06.306	32.731	42.815	50.760
4	2:07.218	33.186	43.395	50.637	11	2:07.831	34.432	42.663	50.736
5	2:09.923	36.360	42.848	50.715	12	2:06.748	33.012	43.057	50.679
6	3:05.542	39.712	55.098		13	2:06.730	33.122	42.954	50.654
7	4:15.605	2:38.854	45.173	51.578					

77 Rene REINERT , IVECO / DEU

Theoretische Bestzeit: 2:03.39

Lap	Time	S1	S2	S3	Lap	Time	S1	S2	S3
1	3:54.377		58.343	1:02.524	8	2:24.301	38.937	48.441	56.923
2	2:16.029	32.591	48.803	54.635	9	2:17.947	32.232	49.498	56.217
3	2:04.686	32.482	42.333	49.871	10	2:04.103	32.225	41.716	50.162
4	2:29.026	38.405	56.359	54.262	11	2:23.665	39.581	49.574	54.510
5	2:04.195	32.250	42.356	49.589	12	2:04.038	32.282	41.827	49.929
6	2:30.979	40.096	52.242	58.641	13	2:04.073	32.304	42.054	49.715
7	2:03.817	32.094	41.976	49.747					