


TOTAL CZECH TRUCK PRIX

Autodromo Most, length 4212 m

30. August - 01. September 2019

AS ACR Ceska trofej



AUTOKLUB
ČESKÉ REPUBLIKY

Lap Analysis Regularity Drive 2,

-Reg.No.: ZAO00219b

1 Anna KIMLOVÁ (CZE) (BMW 318 ti)

Theoretische Bestzeit: 2:36.704

Lap	D	Time	S1	S2	S3	Lap	D	Time	S1	S2	S3
1	1	3:07.211		1:00.215	1:05.078	7	1	2:38.333	40.493	54.985	1:02.855
2	1	2:43.464	41.427	56.502	1:05.535	8	1	2:50.238	39.862	56.011	1:14.365
3	1	2:46.654	41.441	59.574	1:05.639	9	1	2:44.340	44.301	57.243	1:02.796
4	1	2:40.762	41.882	55.716	1:03.164	10	1	2:40.570	40.634	57.091	1:02.845
5	1	2:38.895	39.793	56.675	1:02.421	11	1	2:39.623	40.639	56.311	1:02.673
6	1	2:38.014	40.454	54.484	1:03.076						

2 Jirí SVEC (CZE) (Porsche 944 S2)

Theoretische Bestzeit: 2:01.404

Lap	D	Time	S1	S2	S3	Lap	D	Time	S1	S2	S3
1	1	2:51.277		57.834	57.151	9	1	2:02.337	31.956	41.538	48.843
2	1	2:04.443	32.853	43.146	48.444	10	1	2:21.215	31.764	43.999	1:05.452
3	1	2:02.200	31.972	41.928	48.300	11	1	2:05.727	33.301	42.549	49.877
4	1	2:03.397	31.882	41.923	49.592	12	1	2:03.439	31.622	43.271	48.546
5	1	2:09.486	32.438	43.723	53.325	13	1	2:02.386	31.566	42.185	48.635
6	1	2:03.822	31.836	41.894	50.092	14	1	2:04.034	31.636	42.498	49.900
7	1	2:03.865	31.801	41.868	50.196	15	1	2:01.977	31.651	42.010	48.316
8	1	2:03.873	32.255	42.648	48.970						

3 Martin DUNDÁLEK (CZE) (Chevrolet Corvette)

Theoretische Bestzeit: 2:15.303

Lap	D	Time	S1	S2	S3	Lap	D	Time	S1	S2	S3
1	1	4:15.377		51.046	58.973	5	1	2:20.109	34.958	49.476	55.675
2	1	2:24.314	35.642	50.808	57.864	6	1	2:16.210	33.898	47.633	54.679
3	1	2:24.650	35.566	49.724	59.360	7	1	2:15.419	34.014	47.008	54.397
4	1	2:23.548	35.522	51.683	56.343	8	1	2:19.910	33.927	47.501	58.482

5 Stanislav HAJDUSEK (CZE) (Tatra 603B6)

Theoretische Bestzeit: 2:16.957

Lap	D	Time	S1	S2	S3	Lap	D	Time	S1	S2	S3
1	1	4:07.693		57.520	1:00.507	5	1	2:24.153	37.723	49.392	57.038
2	1	2:19.428	35.658	49.262	54.508	6	1	2:23.450	38.177	49.111	56.162
3	1	2:16.957	35.422	47.253	54.282	7	1	2:21.143	36.688	48.184	56.271
4	1	2:25.215	36.784	50.413	58.018						

8 Tomáš STRNAD (CZE) (MG B GTS V8)

Theoretische Bestzeit: 2:23.881

Lap	D	Time	S1	S2	S3	Lap	D	Time	S1	S2	S3
1	1	3:26.263		51.287	58.144	5	1	2:33.907	38.354	52.181	1:03.372
2	1	2:28.293	36.297	52.410	59.586	6	1	2:29.208	36.936	51.014	1:01.258
3	1	2:27.256	36.928	51.448	58.880	7	1	2:27.345	37.083	49.927	1:00.335
4	1	2:27.996	37.537	50.520	59.939	8	1	2:25.884	37.052	51.175	57.657

11 Jirí KIML ML. (CZE) (Škoda 120LS)

Theoretische Bestzeit: 2:09.576

Lap	D	Time	S1	S2	S3	Lap	D	Time	S1	S2	S3
1	1	3:41.659		54.283	58.596	8	1	2:17.743	37.307	47.785	52.651
2	1	2:22.138	37.788	48.696	55.654	9	1	2:32.471	35.735	49.065	1:07.671
3	1	2:28.635	39.772	51.969	56.894	10	1	2:23.026	37.306	44.556	1:01.164
4	1	2:16.977	36.663	45.300	55.014	11	1	2:41.047	41.177	56.633	1:03.237
5	1	2:13.954	35.371	44.537	54.046	12	1	2:22.785	40.718	50.504	51.563
6	1	2:16.309	36.117	46.109	54.083	13	1	2:09.576	34.565	43.763	51.248
7	1	2:15.907	36.746	46.056	53.105						

15 Václav CHAURA (CZE) (BMW 318iS)

Theoretische Bestzeit: 2:07.949

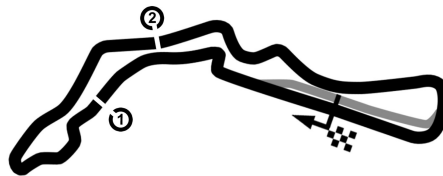
Lap	D	Time	S1	S2	S3	Lap	D	Time	S1	S2	S3
1	1	3:02.391		58.485	58.841	8	1	2:11.147	34.883	44.653	51.611
2	1	2:11.744	34.544	44.822	52.378	9	1	2:15.144	34.281	46.156	54.707
3	1	2:10.731	33.983	43.921	52.827	10	1	2:13.042	33.458	45.200	54.384
4	1	2:08.974	33.345	44.288	51.341	11	1	2:12.225	33.733	44.342	54.150
5	1	2:12.660	33.568	43.946	55.146	12	1	2:14.747	33.740	44.390	56.617
6	1	2:12.006	34.129	45.484	52.393	13	1	2:08.821	34.217	43.440	51.164
7	1	2:11.422	33.919	45.557	51.946	14	1	2:11.475	33.367	43.725	54.383

TOTAL CZECH TRUCK PRIX

Autodromo Most, length 4212 m

30. August - 01. September 2019

AS ACR Ceska trofej



AUTOKLUB
ČESKÉ REPUBLIKY

Lap Analysis Regularity Drive 2,

-Reg.No.: ZAO00219b

22 Petr TOUSEK (CZE) (BMW E30 316i)						Theoretische Bestzeit: 2:13.633					
Lap	D	Time	S1	S2	S3	Lap	D	Time	S1	S2	S3
1	1	3:12.287		59.159	59.783	6	1	2:13.634	35.639	45.305	52.690
2	1	2:20.992	36.929	48.314	55.749	7	1	2:14.830	35.828	46.278	52.724
3	1	2:17.755	36.501	46.811	54.443	8	1	2:17.976	38.812	45.551	53.613
4	1	2:16.039	36.239	46.152	53.648	9	1	2:34.004	35.919	49.783	1:08.302
5	1	2:14.976	36.031	46.256	52.689						

29 Lukás DORINSKÝ (CZE) (VW Golf)						Theoretische Bestzeit: 2:03.281					
Lap	D	Time	S1	S2	S3	Lap	D	Time	S1	S2	S3
1	1	5:17.458		59.265	1:02.469	7	1	4:39.433	2:35.805	56.691	1:06.937
2	1	2:05.466	32.146	42.718	50.602	8	1	2:14.252	32.724	44.666	56.862
3	1	2:03.753	32.084	42.300	49.369	9	1	2:03.936	32.417	42.406	49.113
4	1	2:04.649	32.517	42.440	49.692	10	1	2:04.359	32.998	42.084	49.277
5	1	2:47.355	40.123	59.241	1:07.991	11	1	2:05.106	32.940	42.089	50.077
6	1	3:17.608	50.693	1:02.910							

30 Jirí CUPÁK (CZE) (BMW E30)						Theoretische Bestzeit: 2:07.513					
Lap	D	Time	S1	S2	S3	Lap	D	Time	S1	S2	S3
1	1	3:26.279		53.425	59.840	8	1	2:22.288	41.126	47.948	53.214
2	1	2:37.822	40.578	53.213	1:04.031	9	1	2:47.272	39.737	55.830	1:11.705
3	1	2:31.791	40.615	52.940	58.236	10	1	2:22.800	38.652	47.274	56.874
4	1	2:13.042	34.463	44.942	53.637	11	1	2:10.981	33.307	47.096	50.578
5	1	2:09.219	33.513	44.676	51.030	12	1	2:07.862	33.498	43.746	50.618
6	1	2:08.356	33.189	44.006	51.161	13	1	2:38.107	44.268	52.648	1:01.191
7	1	2:24.373	37.108	50.759	56.506						

31 Hana CUPÁKOVÁ (CZE) (BMW 318ti)						Theoretische Bestzeit: 2:35.566					
Lap	D	Time	S1	S2	S3	Lap	D	Time	S1	S2	S3
1	1	3:21.188		58.491	1:04.886	7	1	2:54.687	47.331	59.457	1:07.899
2	1	2:41.413	40.018	56.301	1:05.094	8	1	2:48.960	39.146	54.766	1:15.048
3	1	2:40.424	40.066	56.051	1:04.307	9	1	2:39.814	39.883	54.852	1:05.079
4	1	2:42.196	40.356	55.839	1:06.001	10	1	2:37.945	40.596	54.383	1:02.961
5	1	2:40.111	39.297	56.696	1:04.118	11	1	2:35.792	39.344	53.454	1:02.994
6	1	2:43.136	39.463	55.484	1:08.189						

36 Michal STANGL (CZE) (Jaguar XJR 3.6)						Theoretische Bestzeit: 2:02.068					
Lap	D	Time	S1	S2	S3	Lap	D	Time	S1	S2	S3
1	1	2:56.207		45.804	51.934	8	1	2:02.752	32.704	41.423	48.625
2	1	2:05.294	33.315	42.848	49.131	9	1	2:07.763	33.117	44.621	50.025
3	1	2:03.209	33.068	41.747	48.394	10	1	2:19.658	32.776	42.670	1:04.212
4	1	2:03.910	33.089	42.047	48.774	11	1	2:24.898	36.332	52.216	56.350
5	1	2:11.423	33.064	44.556	53.803	12	1	2:02.425	32.876	41.546	48.003
6	1	2:08.753	35.239	43.116	50.398	13	1	2:03.165	33.120	41.693	48.352
7	1	2:04.963	33.136	43.073	48.754	14	1	2:02.294	32.700	41.649	47.945

42 Petr BORKE (CZE) (Škoda 130 RS)						Theoretische Bestzeit: 2:16.127					
Lap	D	Time	S1	S2	S3	Lap	D	Time	S1	S2	S3
1	1	4:08.482		54.782	1:00.564	5	1	2:17.699	36.504	46.534	54.661
2	1	2:25.531	37.649	49.125	58.757	6	1	2:16.328	35.598	46.735	53.995
3	1	2:20.530	37.261	48.071	55.198	7	1	2:22.307	36.543	48.794	56.970
4	1	2:21.150	37.185	48.071	55.894	8	1	2:34.471	39.639	48.731	1:06.101

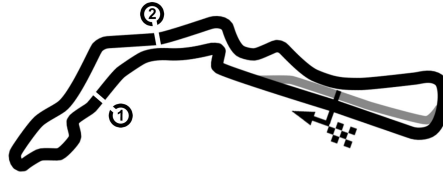
43 Radim KRUTIS (CZE) (Ford Capri S)						Theoretische Bestzeit: 2:20.132					
Lap	D	Time	S1	S2	S3	Lap	D	Time	S1	S2	S3
1	1	4:09.205		51.631	59.354	7	1	2:20.688	36.232	48.287	56.169
2	1	2:26.882	37.742	49.409	59.731	8	1	2:20.726	36.172	48.184	56.370
3	1	2:22.485	37.475	48.383	56.627	9	1	3:09.274	35.943	51.644	
4	1	2:23.310	36.558	48.845	57.907	10	1	2:43.866	55.664	52.197	56.005
5	1	2:26.217	36.562	53.278	56.377	11	1	2:20.897	36.110	48.197	56.590
6	1	2:20.977	36.307	48.409	56.261	12	1	2:22.347	36.803	48.467	57.077

TOTAL CZECH TRUCK PRIX

Autodromo Most, length 4212 m

30. August - 01. September 2019

AS ACR Ceska trofej



AUTOKLUB
ČESKÉ REPUBLIKY

Lap Analysis Regularity Drive 2,

-Reg.No.: ZAO00219b

51 Jaroslav REJKA (CZE) (Jaguar XJS V-12)						Theoretische Bestzeit: 1:52.886					
Lap	D	Time	S1	S2	S3	Lap	D	Time	S1	S2	S3
1	1	2:49.056		43.076	48.781	9	1	2:08.704	34.820	43.933	49.951
2	1	1:57.784	31.338	40.589	45.857	10	1	2:12.623	31.281	44.231	57.111
3	1	1:54.172	29.661	39.342	45.169	11	1	2:13.751	32.420	42.202	59.129
4	1	2:00.295	30.469	39.292	50.534	12	1	2:06.818	35.108	42.598	49.112
5	1	2:14.615	37.442	45.181	51.992	13	1	1:55.819	29.489	39.821	46.509
6	1	2:11.358	35.702	44.776	50.880	14	1	1:53.674	29.132	40.080	44.462
7	1	2:04.186	32.204	43.311	48.671	15	1	2:16.321	34.697	49.282	52.342
8	1	1:55.602	29.299	39.964	46.339						

55 Pavel JIRÍČEK (CZE) (MG B)						Theoretische Bestzeit: 2:21.211					
Lap	D	Time	S1	S2	S3	Lap	D	Time	S1	S2	S3
1	1	4:00.019		57.227	1:05.192	7	1	2:23.212	36.602	49.002	57.608
2	1	2:35.378	41.086	53.265	1:01.027	8	1	2:25.823	35.991	49.961	59.871
3	1	2:28.139	39.079	49.992	59.068	9	1	2:36.106	39.666	50.677	1:05.763
4	1	2:23.582	35.824	49.187	58.571	10	1	2:23.201	37.231	48.960	57.010
5	1	2:27.765	37.692	52.163	57.910	11	1	2:44.791	35.241	49.872	
6	1	2:23.481	36.256	49.257	57.968						

74 Hans JOSWIG (DEU) (Citroen SM)						Theoretische Bestzeit: 2:12.349					
Lap	D	Time	S1	S2	S3	Lap	D	Time	S1	S2	S3
1	1	3:48.591		52.026	59.733	6	1	2:15.036	34.577	46.297	54.162
2	1	2:16.766	35.121	46.666	54.979	7	1	2:15.052	34.525	45.679	54.848
3	1	2:18.742	35.928	47.714	55.100	8	1	2:15.542	36.001	46.743	52.798
4	1	2:16.441	33.872	47.038	55.531	9	1	2:33.418	35.519	51.475	1:06.424
5	1	2:21.841	34.751	47.905	59.185						

90 Filip SPAZIER (CZE) (BMW E30 318is)						Theoretische Bestzeit: 1:59.580					
Lap	D	Time	S1	S2	S3	Lap	D	Time	S1	S2	S3
1	1	5:10.389		57.979	54.056	4	1	3:00.098	39.359	56.642	
2	1	2:01.630	32.042	41.783	47.805	5	1	10:09.135	7:52.983	56.717	1:19.435
3	1	1:59.580	31.316	40.903	47.361	6	1	2:44.234	49.918	53.720	1:00.596

95 Lubos SÁZAVA (CZE) (Porsche 911)						Theoretische Bestzeit: 2:03.460					
Lap	D	Time	S1	S2	S3	Lap	D	Time	S1	S2	S3
1	1	8:47.945		52.573	1:06.763	6	1	2:19.877	32.395	44.996	1:02.486
2	1	2:24.557	37.408	50.696	56.453	7	1	2:33.226	38.770	52.644	1:01.812
3	1	2:07.304	32.594	44.275	50.435	8	1	2:20.081	38.116	48.245	53.720
4	1	2:04.308	32.264	42.022	50.022	9	1	2:07.027	32.473	42.997	51.557
5	1	4:16.296	2:41.156	43.435	51.705	10	1	2:04.012	31.525	42.574	49.913