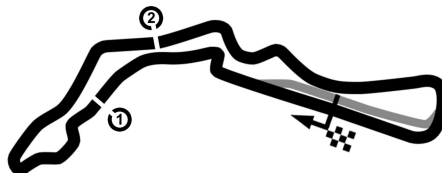


# TOTAL CZECH TRUCK PRIX

Autodromo Most, length 4212 m

30. August - 01. September 2019

AS ACR Ceska trofej



**AUTOKLUB**  
ČESKÉ REPUBLIKY

## Lap Analysis Regularity Drive 1,

-Reg.No.: ZAO00219b

### 1 Anna KIMLOVÁ (CZE) (BMW 318 ti)

Theoretische Bestzeit: 2:37.700

Lap	D	Time	S1	S2	S3	Lap	D	Time	S1	S2	S3
1	1	3:49.854		58.521	1:03.975	7	1	2:43.993	41.415	57.982	1:04.596
2	1	2:45.925	43.381	57.046	1:05.498	8	1	2:41.943	42.873	<b>54.940</b>	1:04.130
3	1	2:44.629	41.107	55.207	1:08.315	9	1	2:43.781	40.763	57.974	1:05.044
4	1	2:45.915	42.015	57.239	1:06.661	10	1	2:39.116	40.591	55.539	<b>1:02.986</b>
5	1	2:43.946	41.408	56.075	1:06.463	11	1	<b>2:38.800</b>	<b>39.774</b>	55.632	1:03.394
6	1	2:51.144	46.455	59.801	1:04.888						

### 2 Jirí SVEC (CZE) (Porsche 944 S2)

Theoretische Bestzeit: 2:02.397

Lap	D	Time	S1	S2	S3	Lap	D	Time	S1	S2	S3
1	1	2:12.546		45.180	50.194	9	1	2:06.689	32.186	42.824	51.679
2	1	2:10.493	32.835	44.907	52.751	10	1	2:03.664	32.408	42.176	49.080
3	1	2:07.559	32.975	43.167	51.417	11	1	2:03.902	32.594	42.425	48.883
4	1	2:10.015	32.261	44.077	53.677	12	1	2:05.309	31.744	42.251	51.314
5	1	2:11.294	35.243	43.297	52.754	13	1	<b>2:02.397</b>	<b>31.658</b>	<b>41.882</b>	<b>48.857</b>
6	1	2:08.639	35.113	42.958	50.568	14	1	2:04.898	32.175	42.082	50.641
7	1	2:11.406	32.817	45.380	53.209	15	1	2:03.841	31.923	42.033	49.885
8	1	2:12.436	32.734	47.301	52.401						

### 3 Martin DUNDÁLEK (CZE) (Chevrolet Corvette)

Theoretische Bestzeit: 2:16.150

Lap	D	Time	S1	S2	S3	Lap	D	Time	S1	S2	S3
1	1	5:04.941		55.242	1:02.453	7	1	2:19.817	<b>33.850</b>	49.273	56.694
2	1	2:31.931	37.561	53.026	1:01.344	8	1	2:19.629	34.621	48.905	56.103
3	1	2:31.640	38.333	52.472	1:00.835	9	1	2:18.273	34.154	48.238	55.881
4	1	2:28.070	36.499	51.196	1:00.375	10	1	2:17.446	34.457	47.857	55.132
5	1	2:24.634	35.631	49.701	59.302	11	1	<b>2:17.161</b>	34.575	47.832	<b>54.754</b>
6	1	2:29.120	39.168	51.961	57.991	12	1	2:17.556	34.261	<b>47.546</b>	55.749

### 5 Stanislav HAJDUSEK (CZE) (Tatra 603B6)

Theoretische Bestzeit: 2:18.551

Lap	D	Time	S1	S2	S3	Lap	D	Time	S1	S2	S3
1	1	4:18.197		53.821	59.035	7	1	2:21.253	37.373	48.190	55.690
2	1	2:25.406	37.943	49.825	57.638	8	1	2:20.774	<b>36.621</b>	48.379	55.774
3	1	2:23.447	36.830	48.155	58.462	9	1	2:20.142	37.110	47.814	55.218
4	1	2:23.916	37.483	49.068	57.365	10	1	2:21.425	36.818	47.793	56.814
5	1	2:26.217	37.459	49.594	59.164	11	1	2:18.777	36.642	47.420	<b>54.715</b>
6	1	2:22.914	37.383	49.360	56.171	12	1	<b>2:18.607</b>	36.627	<b>47.215</b>	54.765

### 8 Tomáš STRNAD (CZE) (MG B GTS V8)

Theoretische Bestzeit: 2:14.994

Lap	D	Time	S1	S2	S3	Lap	D	Time	S1	S2	S3
1	1	3:49.937		53.783	59.292	7	1	2:29.816	39.529	52.035	58.252
2	1	2:29.493	36.100	52.698	1:00.695	8	1	2:25.076	34.672	52.388	58.016
3	1	2:33.895	36.351	52.343	1:05.201	9	1	2:18.389	34.870	47.798	55.721
4	1	2:28.905	37.139	52.026	59.740	10	1	2:20.450	<b>34.193</b>	48.072	58.185
5	1	2:26.566	35.781	52.056	58.729	11	1	2:19.700	35.808	47.547	56.345
6	1	2:25.422	36.572	50.985	57.865	12	1	<b>2:15.296</b>	34.495	<b>46.374</b>	<b>54.427</b>

### 9 Zbynek MAYER (CZE) (BMW E21)

Theoretische Bestzeit: 2:25.512

Lap	D	Time	S1	S2	S3	Lap	D	Time	S1	S2	S3
1	1	3:28.949		54.870	1:00.654	2	1	<b>2:25.512</b>	<b>39.346</b>	<b>49.736</b>	<b>56.430</b>

### 11 Jirí KIML ML. (CZE) (Škoda 120LS)

Theoretische Bestzeit: 2:10.449

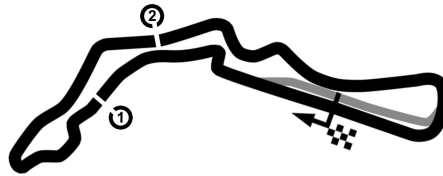
Lap	D	Time	S1	S2	S3	Lap	D	Time	S1	S2	S3
1	1	3:49.520		56.515	1:02.594	8	1	2:19.913	38.813	45.571	55.529
2	1	2:19.360	37.184	49.522	52.654	9	1	2:15.369	36.573	45.287	53.509
3	1	<b>2:11.873</b>	<b>34.238</b>	45.584	52.051	10	1	2:15.907	36.403	46.666	52.838
4	1	2:18.484	36.324	47.374	54.786	11	1	2:16.032	35.613	<b>44.213</b>	56.206
5	1	2:15.870	36.020	45.654	54.196	12	1	2:12.981	35.776	45.207	<b>51.998</b>
6	1	2:32.506	37.468	52.448	1:02.590	13	1	2:19.997	35.314	44.249	1:00.434
7	1	2:36.087	46.029	55.020	55.038						

# TOTAL CZECH TRUCK PRIX

Autodromo Most, length 4212 m

30. August - 01. September 2019

AS ACR Ceska trofej



**AUTOKLUB**  
ČESKÉ REPUBLIKY

## Lap Analysis Regularity Drive 1,

-Reg.No.: ZAO00219b

**14 David SPLÍCHAL (CZE) (VW Golf)**

**Theoretische Bestzeit: 2:09.542**


Lap	D	Time	S1	S2	S3	Lap	D	Time	S1	S2	S3
1	1	3:55.430		52.011	56.562	2	1	<b>2:09.542</b>	<b>34.248</b>	<b>44.818</b>	<b>50.476</b>

# TOTAL CZECH TRUCK PRIX

Autodromo Most, length 4212 m

30. August - 01. September 2019

AS ACR Ceska trofej



**AUTOKLUB**  
ČESKÉ REPUBLIKY

## Lap Analysis Regularity Drive 1,

-Reg.No.: ZAO00219b

### 15 Václav CHAURA (CZE) (BMW 318iS)

Theoretische Bestzeit: 2:09.112

Lap	D	Time	S1	S2	S3	Lap	D	Time	S1	S2	S3
1	1	3:05.350		53.152	57.981	8	1	2:18.771	36.472	47.726	54.573
2	1	2:10.680	34.263	44.484	<b>51.933</b>	9	1	2:12.032	33.725	44.848	53.459
3	1	2:11.218	33.944	45.180	52.094	10	1	2:12.277	34.119	45.272	52.886
4	1	2:14.568	34.240	43.823	56.505	11	1	2:13.320	<b>33.521</b>	44.505	55.294
5	1	2:17.209	34.483	46.508	56.218	12	1	2:11.807	34.520	44.488	52.799
6	1	2:10.816	34.043	43.821	52.952	13	1	<b>2:10.047</b>	33.649	44.215	52.183
7	1	2:11.805	34.202	44.268	53.335	14	1	2:12.170	34.109	<b>43.658</b>	54.403

### 22 Petr TOUSEK (CZE) (BMW E30 316i)

Theoretische Bestzeit: 2:13.638

Lap	D	Time	S1	S2	S3	Lap	D	Time	S1	S2	S3
1	1	4:01.416		49.659	58.855	6	1	2:18.964	35.975	46.333	56.656
2	1	2:16.609	35.589	46.955	54.065	7	1	2:33.366	45.511	54.702	53.153
3	1	2:19.098	35.366	46.198	57.534	8	1	2:14.935	<b>35.295</b>	46.717	<b>52.923</b>
4	1	2:19.234	36.936	47.097	55.201	9	1	<b>2:14.817</b>	36.029	<b>45.420</b>	53.368
5	1	2:16.277	35.566	45.849	54.862	10	1	2:27.170	35.827	51.245	1:00.098

### 29 Lukás DORINSKÝ (CZE) (VW Golf)

Theoretische Bestzeit: 2:04.607

Lap	D	Time	S1	S2	S3	Lap	D	Time	S1	S2	S3
1	1	5:01.746		55.963	1:00.093	7	1	5:30.473	3:22.555	57.785	1:10.133
2	1	2:08.643	32.599	44.885	51.159	8	1	2:05.872	<b>32.040</b>	42.937	50.895
3	1	2:11.267	33.038	43.388	54.841	9	1	2:06.573	33.614	42.947	50.012
4	1	2:08.298	34.106	43.326	50.866	10	1	<b>2:05.819</b>	33.252	<b>42.701</b>	<b>49.866</b>
5	1	2:07.743	33.552	43.185	51.006	11	1	3:13.440	45.794	1:04.545	1:23.101
6	1	3:15.273	40.189	1:02.952							

### 30 Jirí CUPÁK (CZE) (BMW E30)

Theoretische Bestzeit: 2:07.183

Lap	D	Time	S1	S2	S3	Lap	D	Time	S1	S2	S3
1	1	3:53.407		57.986	59.462	7	1	2:23.077	41.260	46.327	55.490
2	1	2:27.779	38.469	50.104	59.206	8	1	2:08.641	33.944	43.925	50.772
3	1	2:35.316	38.583	54.639	1:02.094	9	1	2:32.669	38.059	50.235	1:04.375
4	1	2:29.577	39.605	49.206	1:00.766	10	1	2:32.363	41.582	54.119	56.662
5	1	2:13.698	33.800	45.251	54.647	11	1	2:07.655	<b>33.291</b>	43.868	50.496
6	1	2:17.784	37.919	44.262	55.603	12	1	<b>2:07.645</b>	33.753	<b>43.452</b>	<b>50.440</b>

### 31 Hana CUPÁKOVÁ (CZE) (BMW 318ti)

Theoretische Bestzeit: 2:36.317

Lap	D	Time	S1	S2	S3	Lap	D	Time	S1	S2	S3
1	1	4:04.828		56.357	1:03.276	5	1	2:56.610	40.238	55.322	1:21.050
2	1	<b>2:36.863</b>	<b>39.587</b>	55.328	<b>1:01.941</b>	6	1	2:54.975	49.506	59.525	1:05.944
3	1	2:44.382	39.676	<b>54.782</b>	1:09.924	7	1	3:09.041	50.701	1:09.178	1:09.162
4	1	3:04.316	41.457	1:04.135	1:18.724						

### 36 Michal STANGL (CZE) (Jaguar XJR 3.6)

Theoretische Bestzeit: 2:02.878

Lap	D	Time	S1	S2	S3	Lap	D	Time	S1	S2	S3
1	1	3:19.603		51.056	59.316	8	1	2:10.058	34.781	43.321	51.956
2	1	2:07.204	34.371	43.436	49.397	9	1	2:05.876	33.121	42.063	50.692
3	1	<b>2:03.817</b>	<b>32.563</b>	<b>41.877</b>	49.377	10	1	2:03.982	32.964	42.522	48.496
4	1	2:05.429	32.745	42.003	50.681	11	1	2:14.520	34.249	45.270	55.001
5	1	2:18.539	35.846	51.787	50.906	12	1	2:03.958	33.081	42.198	48.679
6	1	2:05.479	32.873	42.698	49.908	13	1	2:03.909	32.918	42.553	<b>48.438</b>
7	1	2:04.798	32.993	42.746	49.059						

### 42 Petr BORKE (CZE) (Škoda 130 RS)

Theoretische Bestzeit: 2:16.758

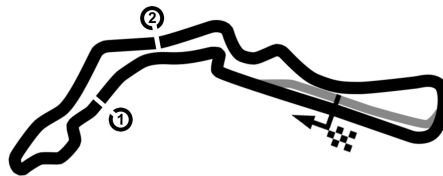
Lap	D	Time	S1	S2	S3	Lap	D	Time	S1	S2	S3
1	1	3:28.748		51.441	59.244	7	1	2:19.619	36.535	47.486	55.598
2	1	2:24.485	38.886	49.347	56.252	8	1	2:19.288	36.986	47.914	54.388
3	1	2:19.705	36.890	47.624	55.191	9	1	2:20.204	36.946	47.494	55.764
4	1	2:20.684	37.005	47.798	55.881	10	1	2:17.895	36.625	47.423	53.847
5	1	2:19.625	37.404	47.313	54.908	11	1	2:18.900	37.422	47.956	<b>53.522</b>
6	1	2:18.884	<b>36.402</b>	47.257	55.225	12	1	<b>2:17.633</b>	36.525	<b>46.834</b>	54.274

# TOTAL CZECH TRUCK PRIX

Autodromo Most, length 4212 m

30. August - 01. September 2019

AS ACR Ceska trofej



**AUTOKLUB**  
ČESKÉ REPUBLIKY

## Lap Analysis Regularity Drive 1,

-Reg.No.: ZAO00219b

### 43 Radim KRUTIS (CZE) (Ford Capri S)

Theoretische Bestzeit: 2:20.258

Lap	D	Time	S1	S2	S3	Lap	D	Time	S1	S2	S3
1	1	3:28.258		56.917	1:00.703	7	1	2:48.811	45.831	59.114	1:03.866
2	1	2:29.397	38.178	51.970	59.249	8	1	2:26.802	38.899	50.070	57.833
3	1	2:24.679	<b>35.990</b>	49.965	58.724	9	1	2:23.749	37.767	49.544	<b>56.438</b>
4	1	2:22.762	36.948	48.562	57.252	10	1	2:26.745	37.690	51.458	57.597
5	1	2:23.556	36.378	49.253	57.925	11	1	2:22.869	37.182	48.849	56.838
6	1	2:23.722	36.952	48.769	58.001	12	1	<b>2:21.398</b>	36.395	<b>47.830</b>	57.173

### 51 Jaroslav REJKA (CZE) (Jaguar XJS V-12)

Theoretische Bestzeit: 1:54.451

Lap	D	Time	S1	S2	S3	Lap	D	Time	S1	S2	S3
1	1	57.366				9	1	2:08.709	31.648	49.141	47.920
2	1	2:55.855	1:23.973	42.520	49.362	10	1	1:58.120	30.246	40.614	47.260
3	1	1:56.857	31.141	39.462	46.254	11	1	1:57.953	30.168	40.907	46.878
4	1	1:55.470	30.024	39.337	<b>46.109</b>	12	1	1:55.494	29.606	39.661	46.227
5	1	2:02.717	29.428	40.593	52.696	13	1	1:57.601	29.332	40.188	48.081
6	1	2:00.515	31.931	42.124	46.460	14	1	1:57.410	29.964	40.610	46.836
7	1	2:00.421	30.627	40.869	48.925	15	1	<b>1:54.833</b>	<b>29.245</b>	39.297	46.291
8	1	2:01.696	33.238	40.647	47.811	16	1	1:55.041	29.290	<b>39.097</b>	46.654

### 55 Pavel JIRÍČEK (CZE) (MG B)

Theoretische Bestzeit: 2:22.180

Lap	D	Time	S1	S2	S3	Lap	D	Time	S1	S2	S3
1	1	4:33.888		53.842	1:03.170	6	1	2:34.193	43.910	50.298	59.985
2	1	2:35.703	39.179	53.085	1:03.439	7	1	2:26.633	36.976	50.039	59.618
3	1	2:38.354	39.242	53.343	1:05.769	8	1	2:25.703	36.410	50.110	59.183
4	1	2:34.896	38.327	52.483	1:04.086	9	1	<b>2:24.586</b>	36.910	50.029	<b>57.647</b>
5	1	2:33.350	37.655	50.649	1:05.046	10	1	2:49.839	<b>35.533</b>	<b>49.000</b>	

### 69 Jirí SAROCHA (CZE) (BMW 2002ti)

Theoretische Bestzeit: 2:03.848

Lap	D	Time	S1	S2	S3	Lap	D	Time	S1	S2	S3
1	1	4:25.222		55.471	1:02.619	8	1	2:05.337	32.572	43.359	<b>49.406</b>
2	1	2:15.986	35.819	47.239	52.928	9	1	2:07.370	33.000	44.296	50.074
3	1	2:16.796	33.682	43.535	59.579	10	1	2:29.435	38.932	55.980	54.523
4	1	2:14.944	36.409	46.047	52.488	11	1	<b>2:05.216</b>	<b>32.449</b>	42.201	50.566
5	1	2:08.246	33.041	44.088	51.117	12	1	2:41.886	39.271	58.144	1:04.471
6	1	2:08.255	32.529	42.977	52.749	13	1	2:06.435	32.522	<b>41.993</b>	51.920
7	1	2:31.383	42.762	54.143	54.478						

### 74 Hans JOSWIG (DEU) (Citroen SM)

Theoretische Bestzeit: 2:12.643

Lap	D	Time	S1	S2	S3	Lap	D	Time	S1	S2	S3
1	1	2:33.350		50.119	57.626	7	1	<b>2:13.135</b>	<b>33.274</b>	46.299	<b>53.562</b>
2	1	2:21.530	35.031	51.381	55.118	8	1	2:21.040	37.196	48.547	55.297
3	1	2:19.224	34.289	48.937	55.998	9	1	2:16.627	34.817	46.934	54.876
4	1	2:14.450	33.402	45.879	55.169	10	1	2:18.251	36.236	47.654	54.361
5	1	2:20.253	35.247	50.827	54.179	11	1	2:15.827	34.550	47.357	53.920
6	1	2:13.741	33.745	<b>45.807</b>	54.189	12	1	2:17.672	33.995	46.673	57.004

### 90 Filip SPAZIER (CZE) (BMW E30 318is)

Theoretische Bestzeit: 2:00.966

Lap	D	Time	S1	S2	S3	Lap	D	Time	S1	S2	S3
1	1	3:00.120		52.671	57.112	8	1	2:02.159	31.719	42.339	48.101
2	1	2:01.715	31.935	41.638	48.142	9	1	2:03.380	31.698	42.789	48.893
3	1	2:09.249	32.457	47.727	49.065	10	1	3:01.720	42.672	1:07.295	1:11.753
4	1	2:17.641	32.873	43.263	1:01.505	11	1	<b>2:01.320</b>	<b>31.535</b>	41.924	<b>47.861</b>
5	1	3:16.218	44.927	56.329		12	1	2:01.672	31.657	<b>41.570</b>	48.445
6	1	3:17.947	1:37.751	48.314	51.882	13	1	2:31.661	32.175	45.912	1:13.574
7	1	2:06.445	33.943	43.288	49.214						

### 95 Lubos SÁZAVA (CZE) (Porsche 911)

Theoretische Bestzeit: 2:02.932

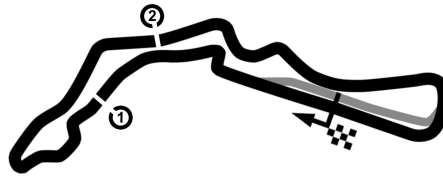
Lap	D	Time	S1	S2	S3	Lap	D	Time	S1	S2	S3
1	1	4:24.942		49.572	56.553	7	1	2:05.818	32.509	<b>42.063</b>	51.246
2	1	2:10.747	34.651	44.340	51.756	8	1	2:26.518	37.448	47.740	1:01.330
3	1	2:08.691	32.967	43.380	52.344	9	1	2:21.649	39.180	49.617	52.852

# TOTAL CZECH TRUCK PRIX

Autodromo Most, length 4212 m

30. August - 01. September 2019

AS ACR Ceska trofej



**AUTOKLUB**  
ČESKÉ REPUBLIKY

## Lap Analysis Regularity Drive 1,

-Reg.No.: ZAO00219b

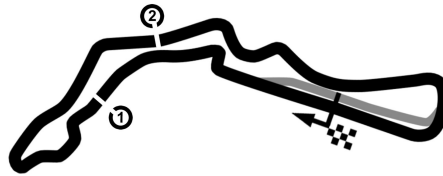
Lap	D	Time	S1	S2	S3	Lap	D	Time	S1	S2	S3
4	1	2:08.613	33.886	42.848	51.879	10	1	<b>2:03.439</b>	<b>31.779</b>	42.570	<b>49.090</b>
5	1	4:21.047	2:45.756	42.597	52.694	11	1	4:08.445	2:36.827	42.300	49.318
6	1	2:11.870	34.653	44.680	52.537						

# TOTAL CZECH TRUCK PRIX

Autodromo Most, length 4212 m

30. August - 01. September 2019

AS ACR Ceska trofej



**AUTOKLUB**  
ČESKÉ REPUBLIKY

## Lap Analysis Regularity Drive 1,

-Reg.No.: ZAO00219b

**99 Jirí SVEC (CZE) (Spider JSK UVMV AR 2000)**

**Theoretische Bestzeit: 2:01.309**

Lap	D	Time	S1	S2	S3	Lap	D	Time	S1	S2	S3
1	1	2:16.932		45.725	49.725	5	1	2:10.071	32.565	42.545	54.961
2	1	2:15.554	30.648	48.354	56.552	6	1	2:05.999	32.907	42.936	50.156
3	1	<b>2:02.132</b>	31.051	<b>41.907</b>	<b>49.174</b>	7	1	2:04.838	31.735	41.986	51.117
4	1	2:06.831	<b>30.228</b>	42.566	54.037						