

# H. ESSERS Belgian Truck Grand Prix

Circuit Zolder, length 4000 m

13. September - 15. September 2019

FIA European Truck Racing Championship

## Lap Analysis Race 4,

FIA-Visa.No.: 6ETRC- BEL06.09.2019

### 1 Jochen HAHN , IVECO / DEU

Theoretische Bestzeit: 2:01.31

Lap	Time	S1	S2	S3	Lap	Time	S1	S2	S3
1	2:10.360	45.316	46.453	38.591	7	2:01.504	<b>39.297</b>	<b>44.548</b>	37.659
2	2:03.426	40.421	45.179	37.826	8	2:02.905	39.519	45.747	37.639
3	2:02.062	39.431	45.097	37.534	9	2:03.172	39.400	46.167	37.605
4	<b>2:01.424</b>	39.332	44.623	<b>37.469</b>	10	2:01.944	39.616	44.735	37.593
5	2:02.056	39.307	45.076	37.673	11	2:02.175	39.390	45.062	37.723
6	2:01.699	39.367	44.801	37.531	12	2:03.904	40.023	45.399	38.482

### 5 Norbert KISS , MERCEDES BENZ / HUN

Theoretische Bestzeit: 2:00.10

Lap	Time	S1	S2	S3	Lap	Time	S1	S2	S3
1	2:07.206	44.166	45.109	37.931	7	2:00.670	39.044	<b>44.194</b>	<b>37.432</b>
2	2:01.054	38.547	44.553	37.954	8	2:02.806	38.769	46.508	37.529
3	2:00.981	38.636	44.406	37.939	9	2:01.430	38.621	45.150	37.659
4	2:01.169	<b>38.480</b>	44.834	37.855	10	<b>2:00.642</b>	38.605	44.458	37.579
5	2:01.842	38.533	44.864	38.445	11	2:01.025	38.663	44.711	37.651
6	2:01.376	38.570	44.649	38.157	12	2:00.813	38.732	44.470	37.611

### 7 Jamie ANDERSON , MAN / GBR

Theoretische Bestzeit: 2:00.24

Lap	Time	S1	S2	S3	Lap	Time	S1	S2	S3
1	2:04.871	42.726	44.702	37.443	7	2:01.991	39.405	44.800	37.786
2	2:01.377	38.876	44.980	37.521	8	2:02.688	38.967	46.096	37.625
3	<b>2:00.553</b>	<b>38.767</b>	44.548	37.238	9	2:02.851	39.078	46.158	37.615
4	2:00.903	39.090	44.754	<b>37.059</b>	10	2:01.049	38.938	44.521	37.590
5	2:05.926	39.040	46.614	40.272	11	2:00.609	38.936	<b>44.417</b>	37.256
6	2:01.950	38.923	45.073	37.954	12	2:01.179	39.064	44.790	37.325

### 11 Andre KURSIM , IVECO / DEU

Theoretische Bestzeit: 2:00.14

Lap	Time	S1	S2	S3	Lap	Time	S1	S2	S3
1	2:06.013	43.343	44.814	37.856	7	2:02.265	38.845	44.621	38.799
2	2:01.168	<b>38.374</b>	45.038	37.756	8	2:02.352	39.588	45.378	37.386
3	2:00.742	38.458	44.666	37.618	9	2:01.781	38.642	45.611	37.528
4	2:01.095	38.481	45.068	37.546	10	2:00.768	38.739	44.676	<b>37.353</b>
5	2:01.128	38.530	45.002	37.596	11	2:01.033	38.662	44.733	37.638
6	<b>2:00.482</b>	38.521	44.538	37.423	12	2:00.507	38.685	<b>44.419</b>	37.403

### 14 José J.RODRIGUES , MAN / PRT

Theoretische Bestzeit: 2:00.12

Lap	Time	S1	S2	S3	Lap	Time	S1	S2	S3
1	2:10.575	46.536	46.060	37.979	4	2:13.755	38.651	45.056	
2	<b>2:00.336</b>	38.820	<b>44.360</b>	37.156	5	2:25.392	1:02.854	45.113	37.425
3	2:00.461	<b>38.646</b>	44.696	<b>37.119</b>	6	2:24.930	39.313	45.097	

### 15 Erwin KLEINAGELVOORT , SCANIA / NLD

Theoretische Bestzeit: 2:01.99

Lap	Time	S1	S2	S3	Lap	Time	S1	S2	S3
1	2:14.501	47.922	47.773	38.806	7	2:04.012	39.137	46.218	38.657
2	2:02.856	39.227	45.425	38.204	8	2:03.676	39.013	45.863	38.800
3	2:02.819	39.183	45.195	38.441	9	2:02.949	39.128	45.338	38.483
4	<b>2:02.434</b>	39.324	<b>45.056</b>	38.054	10	2:03.260	39.194	45.384	38.682
5	2:02.661	<b>39.005</b>	45.328	38.328	11	2:02.451	39.176	45.344	<b>37.931</b>
6	2:03.757	39.294	46.391	38.072	12	2:02.936	39.102	45.437	38.397

### 19 Dominique ORSINI , MERCEDES BENZ / FRA

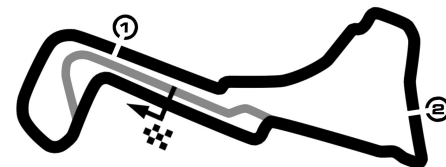
Theoretische Bestzeit: 2:07.78

Lap	Time	S1	S2	S3	Lap	Time	S1	S2	S3
1	2:17.965	48.913	48.672	40.380	4	2:08.891	40.795	47.696	40.400
2	<b>2:08.338</b>	40.784	<b>46.908</b>	40.646	5	2:08.496	40.591	47.565	<b>40.340</b>
3	2:09.673	<b>40.532</b>	48.539	40.602	6	2:13.156	42.098	49.461	41.597

### 22 Oliver JANES , FREIGHTLINER / GBR

Theoretische Bestzeit: 2:01.61

Lap	Time	S1	S2	S3	Lap	Time	S1	S2	S3
1	2:17.357	52.766	46.076	38.515	7	2:02.490	38.953	45.771	37.766



# H. ESSERS Belgian Truck Grand Prix

Circuit Zolder, length 4000 m

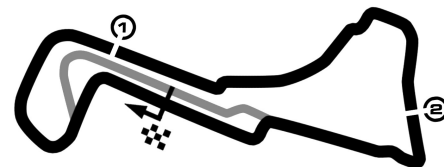
13. September - 15. September 2019

FIA European Truck Racing Championship

## Lap Analysis Race 4,

FIA-Visa.No.: 6ETRC- BEL06.09.2019

Lap	Time	S1	S2	S3	Lap	Time	S1	S2	S3
2	2:02.023	39.223	45.242	37.558	8	2:03.211	39.259	45.909	38.043
3	2:02.013	39.183	45.305	<b>37.525</b>	9	2:02.171	39.240	<b>45.185</b>	37.746
4	2:02.471	39.242	45.395	37.834	10	2:02.259	38.993	45.305	37.961
5	2:02.862	39.204	45.255	38.403	11	<b>2:01.945</b>	39.070	45.190	37.685
6	2:02.973	<b>38.909</b>	46.061	38.003	12	2:03.847	39.099	46.047	38.701



# H. ESSERS Belgian Truck Grand Prix

Circuit Zolder, length 4000 m

13. September - 15. September 2019

FIA European Truck Racing Championship

## Lap Analysis Race 4,

FIA-Visa.No.: 6ETRC- BEL06.09.2019

### 23 Antonio ALBACETE , MAN / ESP

Theoretische Bestzeit: 1:59.55

Lap	Time	S1	S2	S3	Lap	Time	S1	S2	S3
1	2:05.403	43.085	44.728	37.590	7	2:00.432	38.585	<b>44.201</b>	37.646
2	2:01.105	38.707	44.951	37.447	8	2:01.532	38.509	45.689	37.334
3	2:00.782	38.861	44.584	37.337	9	2:00.855	38.530	44.966	37.359
4	2:00.930	38.816	44.924	37.190	10	2:00.579	38.644	44.520	37.415
5	2:00.752	38.700	45.036	<b>37.016</b>	11	2:00.357	38.575	44.394	37.388
6	<b>2:00.039</b>	<b>38.335</b>	44.323	37.381	12	2:01.356	38.716	44.530	38.110

### 30 Sascha LENZ , MAN / DEU

Theoretische Bestzeit: 1:59.56

Lap	Time	S1	S2	S3	Lap	Time	S1	S2	S3
1	2:08.923	45.652	46.233	<b>37.038</b>	7	2:01.423	39.267	44.497	37.659
2	<b>2:00.261</b>	38.480	<b>44.154</b>	37.627	8	2:02.961	38.868	46.520	37.573
3	2:00.881	<b>38.372</b>	45.137	37.372	9	2:01.035	38.565	45.261	37.209
4	2:00.984	38.503	44.893	37.588	10	2:00.798	38.620	44.894	37.284
5	2:01.768	38.872	44.680	38.216	11	2:00.714	38.743	44.666	37.305
6	2:01.213	38.823	44.844	37.546	12	2:00.993	38.824	44.674	37.495

### 37 Terry GIBBON , MAN / GBR

Theoretische Bestzeit: 2:01.12

Lap	Time	S1	S2	S3	Lap	Time	S1	S2	S3
1	2:13.121	45.997	47.989	39.135	7	2:01.891	38.844	45.274	37.773
2	2:01.415	38.940	44.856	37.619	8	2:04.292	38.909	47.399	37.984
3	2:03.585	38.990	46.733	37.862	9	2:05.217	38.887	48.171	38.159
4	2:01.601	39.058	<b>44.783</b>	37.760	10	2:04.930	38.870	48.009	38.051
5	2:01.575	38.878	45.108	<b>37.589</b>	11	2:02.389	39.227	45.268	37.894
6	<b>2:01.382</b>	<b>38.755</b>	44.836	37.791	12	2:04.056	39.129	46.264	38.663

### 38 José Eduardo Teixeira J.E.RODRIGUES , MAN / PRT

Theoretische Bestzeit: 2:01.95

Lap	Time	S1	S2	S3	Lap	Time	S1	S2	S3
1	2:14.934	48.435	48.004	38.495	7	2:03.431	<b>39.117</b>	45.385	38.929
2	2:03.250	39.207	45.456	38.587	8	2:03.638	39.227	45.442	38.969
3	<b>2:02.288</b>	39.166	44.902	38.220	9	2:02.670	39.218	44.954	38.498
4	2:02.808	39.871	44.891	<b>38.046</b>	10	2:03.449	39.260	45.282	38.907
5	2:02.425	39.572	<b>44.794</b>	38.059	11	2:02.353	39.133	45.102	38.118
6	2:04.562	39.438	46.275	38.849	12	2:02.614	39.248	45.210	38.156

### 44 Stephanie HALM , IVECO / DEU

Theoretische Bestzeit: 1:59.96

Lap	Time	S1	S2	S3	Lap	Time	S1	S2	S3
1	2:07.939	44.397	46.020	37.522	7	2:00.997	39.194	44.436	37.367
2	2:00.794	<b>38.428</b>	<b>44.331</b>	38.035	8	2:02.880	38.880	46.480	37.520
3	2:00.851	38.447	44.547	37.857	9	2:01.272	38.615	45.251	37.406
4	2:01.154	38.484	44.793	37.877	10	<b>2:00.590</b>	38.648	44.733	<b>37.209</b>
5	2:01.759	38.679	44.669	38.411	11	2:00.922	38.790	44.602	37.530
6	2:01.262	38.623	44.682	37.957	12	2:01.030	38.864	44.543	37.623

### 55 Adam LACKO , FREIGHTLINER / CZE

Theoretische Bestzeit:

Lap	Time	S1	S2	S3	Lap	Time	S1	S2	S3
1	3:00.319	44.500	<b>45.235</b>						

### 64 Luis RECUENCO , MAN / ESP

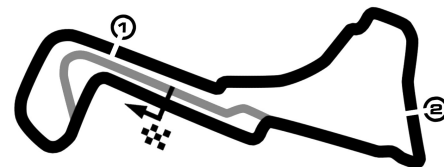
Theoretische Bestzeit: 2:01.86

Lap	Time	S1	S2	S3	Lap	Time	S1	S2	S3
1	2:14.075	47.190	47.098	39.787	4	2:02.481	39.297	<b>44.947</b>	38.237
2	<b>2:02.159</b>	39.022	45.144	37.993	5	2:02.425	39.184	45.327	<b>37.914</b>
3	2:02.924	<b>39.004</b>	45.836	38.084	6	4:57.137	39.230	52.856	

### 69 David JENKINS , MAN / GBR

Theoretische Bestzeit: 2:01.48

Lap	Time	S1	S2	S3	Lap	Time	S1	S2	S3
1	2:13.708	47.670	47.087	38.951	7	2:02.705	39.261	44.977	38.467
2	<b>2:01.583</b>	<b>39.063</b>	44.946	<b>37.574</b>	8	2:02.895	39.596	45.395	37.904
3	2:03.377	39.094	46.423	37.860	9	2:03.744	39.618	45.773	38.353



# H. ESSERS Belgian Truck Grand Prix

Circuit Zolder, length 4000 m

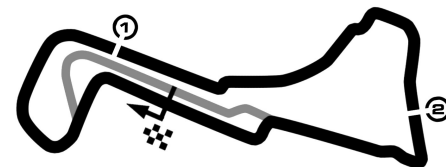
13. September - 15. September 2019

FIA European Truck Racing Championship

## Lap Analysis Race 4,

FIA-Visa.No.: 6ETRC- BEL06.09.2019

Lap	Time	S1	S2	S3	Lap	Time	S1	S2	S3
4	2:01.876	39.175	44.855	37.846	10	2:02.974	39.400	45.664	37.910
5	2:01.983	39.313	<b>44.846</b>	37.824	11	2:02.583	39.477	45.269	37.837
6	2:03.024	39.420	45.318	38.286	12	2:04.746	39.788	46.210	38.748



# H. ESSERS Belgian Truck Grand Prix

Circuit Zolder, length 4000 m

13. September - 15. September 2019

FIA European Truck Racing Championship

## Lap Analysis Race 4,

FIA-Visa.No.: 6ETRC- BEL06.09.2019

**77 Rene REINERT , IVECO / DEU**

**Theoretische Bestzeit: 1:59.92**

Lap	Time	S1	S2	S3	Lap	Time	S1	S2	S3
1	2:06.500	43.706	44.910	37.884	7	2:01.229	38.717	44.488	38.024
2	2:01.292	38.540	44.835	37.917	8	2:03.040	39.951	45.781	<b>37.308</b>
3	2:00.829	38.476	44.490	37.863	9	2:01.688	38.788	45.369	37.531
4	2:00.991	38.530	44.837	37.624	10	2:00.892	38.754	44.681	37.457
5	2:01.882	38.492	45.491	37.899	11	2:00.938	38.664	44.802	37.472
6	<b>2:00.132</b>	<b>38.473</b>	<b>44.143</b>	37.516	12	2:01.061	38.768	44.529	37.764