

# H. ESSERS Belgian Truck Grand Prix

Circuit Zolder, length 4000 m

13. September - 15. September 2019

FIA European Truck Racing Championship

## Lap Analysis Race 3,

FIA-Visa.No.: 6ETRC- BEL06.09.2019

### 1 Jochen HAHN , IVECO / DEU

Theoretische Bestzeit: 1:58.16

Lap	Time	S1	S2	S3	Lap	Time	S1	S2	S3
1	2:02.208	42.025	43.627	36.556	7	1:59.346	38.619	43.823	36.904
2	1:58.495	<b>38.071</b>	43.929	36.495	8	1:58.897	38.306	43.929	36.662
3	1:58.447	38.241	<b>43.626</b>	36.580	9	1:59.507	38.527	44.031	36.949
4	<b>1:58.361</b>	38.205	43.689	<b>36.467</b>	10	1:59.449	38.454	44.067	36.928
5	1:58.502	38.153	43.684	36.665	11	2:00.579	39.381	44.267	36.931
6	1:58.676	38.227	43.814	36.635	12	2:02.185	39.513	44.482	38.190

### 5 Norbert KISS , MERCEDES BENZ / HUN

Theoretische Bestzeit: 1:58.56

Lap	Time	S1	S2	S3	Lap	Time	S1	S2	S3
1	2:04.873	43.330	44.546	36.997	7	1:59.818	38.480	44.053	37.285
2	<b>1:58.659</b>	<b>38.109</b>	<b>43.602</b>	36.948	8	2:00.000	38.756	44.044	37.200
3	1:58.772	38.207	43.711	<b>36.854</b>	9	2:00.072	38.462	44.382	37.228
4	1:58.905	38.232	43.755	36.918	10	2:00.464	38.702	44.176	37.586
5	1:59.293	38.513	43.696	37.084	11	2:01.445	39.103	44.505	37.837
6	1:59.394	38.464	43.925	37.005	12	2:01.876	39.236	44.556	38.084

### 7 Jamie ANDERSON , MAN / GBR

Theoretische Bestzeit: 2:00.34

Lap	Time	S1	S2	S3	Lap	Time	S1	S2	S3
1	2:10.194	45.617	47.058	37.519	7	2:00.797	38.996	44.573	37.228
2	2:00.869	38.978	44.673	37.218	8	2:00.687	<b>38.896</b>	44.603	37.188
3	<b>2:00.560</b>	38.928	44.596	<b>37.036</b>	9	2:00.899	39.100	44.483	37.316
4	2:00.686	39.008	44.588	37.090	10	2:01.209	39.174	44.657	37.378
5	2:01.543	39.147	44.651	37.745	11	2:01.561	39.142	44.833	37.586
6	2:00.912	39.170	<b>44.408</b>	37.334	12	2:01.980	39.328	45.184	37.468

### 11 Andre KURSIM , IVECO / DEU

Theoretische Bestzeit: 1:58.98

Lap	Time	S1	S2	S3	Lap	Time	S1	S2	S3
1	2:05.800	43.609	45.245	36.946	7	1:59.682	38.552	44.059	37.071
2	<b>1:59.266</b>	<b>38.145</b>	44.182	<b>36.939</b>	8	2:00.951	39.293	44.710	36.948
3	1:59.342	38.159	44.101	37.082	9	1:59.897	38.655	44.146	37.096
4	1:59.428	38.348	44.069	37.011	10	2:00.259	38.655	44.336	37.268
5	1:59.562	38.580	<b>43.896</b>	37.086	11	2:00.299	38.769	44.311	37.219
6	1:59.939	38.452	44.240	37.247	12	2:00.870	38.883	44.448	37.539

### 14 José J.RODRIGUES , MAN / PRT

Theoretische Bestzeit: 2:05.86

Lap	Time	S1	S2	S3	Lap	Time	S1	S2	S3
1	2:21.826	45.647	46.828	49.351	3	2:32.809	41.419	47.318	
2	<b>2:05.866</b>	<b>40.943</b>	<b>45.929</b>	<b>38.994</b>					

### 15 Erwin KLEINAGELVOORT , SCANIA / NLD

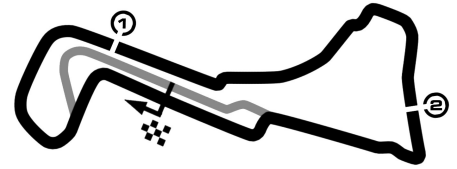
Theoretische Bestzeit: 2:01.45

Lap	Time	S1	S2	S3	Lap	Time	S1	S2	S3
1	2:13.372	46.969	47.795	38.608	7	2:02.136	39.176	45.114	37.846
2	2:04.318	40.175	45.656	38.487	8	<b>2:01.940</b>	39.147	<b>44.857</b>	37.936
3	2:02.455	39.157	45.461	37.837	9	2:02.075	<b>38.903</b>	45.236	37.936
4	2:02.285	39.411	45.135	37.739	10	2:02.833	39.213	45.739	37.881
5	2:03.931	38.905	45.497	39.529	11	2:02.084	39.199	45.190	<b>37.695</b>
6	2:02.413	39.017	45.066	38.330	12	2:03.035	39.172	45.064	38.799

### 19 Dominique ORSINI , MERCEDES BENZ / FRA

Theoretische Bestzeit: 2:07.97

Lap	Time	S1	S2	S3	Lap	Time	S1	S2	S3
1	2:19.980	48.915	50.124	40.941	7	2:08.844	40.787	<b>47.901</b>	40.156
2	2:10.762	41.238	48.900	40.624	8	2:09.230	40.952	48.080	40.198
3	2:09.373	40.461	48.004	40.908	9	2:09.790	40.753	48.406	40.631
4	<b>2:08.681</b>	<b>40.110</b>	48.517	40.054	10	2:10.393	40.893	48.361	41.139
5	2:09.182	40.695	48.521	<b>39.966</b>	11	2:11.131	41.084	48.274	41.773
6	2:09.419	40.677	48.446	40.296					



# H. ESSERS Belgian Truck Grand Prix

Circuit Zolder, length 4000 m

13. September - 15. September 2019

FIA European Truck Racing Championship

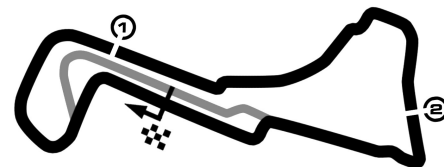
## Lap Analysis Race 3,

FIA-Visa.No.: 6ETRC- BEL06.09.2019

**22 Oliver JANES , FREIGHTLINER / GBR**

**Theoretische Bestzeit: 2:00.70**

Lap	Time	S1	S2	S3	Lap	Time	S1	S2	S3
1	2:11.293	46.217	47.371	37.705	7	2:01.522	38.961	44.830	37.731
2	<b>2:00.988</b>	38.911	<b>44.508</b>	37.569	8	2:01.241	39.253	44.652	<b>37.336</b>
3	2:01.583	38.880	45.018	37.685	9	2:01.022	<b>38.865</b>	44.650	37.507
4	2:01.270	39.062	44.639	37.569	10	2:02.849	39.299	45.653	37.897
5	2:01.751	39.187	44.864	37.700	11	2:02.717	39.663	45.058	37.996
6	2:01.513	39.095	44.756	37.662	12	2:03.009	39.385	45.587	38.037



# H. ESSERS Belgian Truck Grand Prix

Circuit Zolder, length 4000 m

13. September - 15. September 2019

FIA European Truck Racing Championship

## Lap Analysis Race 3,

FIA-Visa.No.: 6ETRC- BEL06.09.2019

### 23 Antonio ALBACETE , MAN / ESP

Theoretische Bestzeit: 1:59.16

Lap	Time	S1	S2	S3	Lap	Time	S1	S2	S3
1	2:06.424	44.102	45.187	37.135	7	1:59.643	38.404	44.147	37.092
2	1:59.254	<b>38.327</b>	44.024	36.903	8	2:01.141	39.036	45.134	36.971
3	<b>1:59.223</b>	38.376	44.023	<b>36.824</b>	9	1:59.916	38.514	44.022	37.380
4	1:59.346	38.380	44.062	36.904	10	1:59.820	38.669	<b>44.017</b>	37.134
5	1:59.820	38.455	44.091	37.274	11	2:00.541	39.039	44.141	37.361
6	1:59.869	38.375	44.185	37.309	12	2:00.594	38.841	44.349	37.404

### 24 Fabio CITIGNOLA , MERCEDES BENZ / DEU

Theoretische Bestzeit: 2:01.10

Lap	Time	S1	S2	S3	Lap	Time	S1	S2	S3
1	2:13.969	47.817	47.662	38.490	7	2:03.227	39.093	45.338	38.796
2	2:04.406	39.130	44.952	40.324	8	2:04.510	40.722	45.304	38.484
3	2:02.509	39.966	44.761	<b>37.782</b>	9	2:02.584	39.074	44.757	38.753
4	2:02.118	39.018	45.113	37.987	10	2:02.292	39.159	45.127	38.006
5	2:04.424	<b>38.900</b>	45.133	40.391	11	2:03.270	39.389	45.749	38.132
6	<b>2:01.642</b>	38.932	<b>44.422</b>	38.288	12	2:05.039	39.188	46.689	39.162

### 30 Sascha LENZ , MAN / DEU

Theoretische Bestzeit: 1:59.35

Lap	Time	S1	S2	S3	Lap	Time	S1	S2	S3
1	2:07.697	44.658	45.912	37.127	6	1:59.921	38.357	44.584	36.980
2	2:00.239	38.634	44.789	<b>36.816</b>	7	2:00.259	38.628	44.591	37.040
3	1:59.956	38.462	44.514	36.980	8	2:00.366	38.791	<b>44.344</b>	37.231
4	<b>1:59.887</b>	<b>38.191</b>	44.434	37.262	9	2:00.856	38.532	44.515	37.809
5	2:00.247	38.566	44.622	37.059					

### 37 Terry GIBBON , MAN / GBR

Theoretische Bestzeit: 2:00.09

Lap	Time	S1	S2	S3	Lap	Time	S1	S2	S3
1	2:12.845	46.654	47.691	38.500	7	2:02.012	39.167	44.706	38.139
2	2:02.100	39.575	45.013	37.512	8	2:01.165	38.584	<b>44.483</b>	38.098
3	<b>2:00.463</b>	<b>38.418</b>	44.851	<b>37.194</b>	9	2:02.483	39.018	46.069	37.396
4	2:01.821	38.839	44.716	38.266	10	2:03.455	40.338	44.981	38.136
5	2:02.210	38.513	45.315	38.382	11	2:02.636	39.930	45.141	37.565
6	2:04.504	39.000	47.437	38.067	12	2:03.555	40.340	45.167	38.048

### 38 José Eduardo Teixeira J.E.RODRIGUES , MAN / PRT

Theoretische Bestzeit: 2:01.26

Lap	Time	S1	S2	S3	Lap	Time	S1	S2	S3
1	2:15.372	47.861	49.072	38.439	7	2:02.886	39.765	45.261	37.860
2	2:03.482	39.151	45.760	38.571	8	2:02.573	39.716	45.397	<b>37.460</b>
3	2:03.287	40.395	45.346	37.546	9	2:02.565	39.511	45.343	37.711
4	<b>2:01.366</b>	<b>38.927</b>	<b>44.874</b>	37.565	10	2:02.929	39.620	45.270	38.039
5	2:04.435	39.017	45.039	40.379	11	2:03.065	39.488	45.425	38.152
6	2:04.216	40.088	46.062	38.066	12	2:03.854	39.550	45.369	38.935

### 44 Stephanie HALM , IVECO / DEU

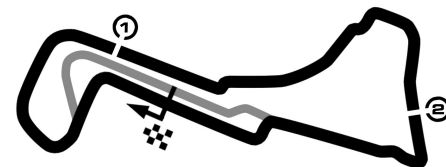
Theoretische Bestzeit: 1:58.84

Lap	Time	S1	S2	S3	Lap	Time	S1	S2	S3
1	2:05.226	43.420	44.845	36.961	7	1:59.691	38.450	44.242	36.999
2	1:59.036	<b>38.152</b>	44.032	36.852	8	1:59.588	38.406	44.183	36.999
3	<b>1:58.919</b>	38.230	<b>43.905</b>	<b>36.784</b>	9	2:00.484	38.568	44.133	37.783
4	1:59.254	38.309	44.065	36.880	10	2:00.099	38.728	44.243	37.128
5	1:59.400	38.497	43.933	36.970	11	2:00.942	39.107	44.665	37.170
6	1:59.387	38.367	43.944	37.076	12	2:01.696	39.221	44.805	37.670

### 55 Adam LACKO , FREIGHTLINER / CZE

Theoretische Bestzeit: 1:58.34

Lap	Time	S1	S2	S3	Lap	Time	S1	S2	S3
1	2:03.287	42.855	43.851	<b>36.581</b>	7	2:00.762	38.580	44.539	37.643
2	1:58.913	38.243	43.908	36.762	8	2:00.355	38.772	44.269	37.314
3	<b>1:58.479</b>	<b>38.159</b>	43.719	36.601	9	2:00.018	38.789	44.144	37.085
4	1:58.821	38.247	43.849	36.725	10	2:00.859	38.760	44.274	37.825
5	1:58.861	38.496	<b>43.600</b>	36.765	11	2:01.297	39.156	44.699	37.442
6	1:59.128	38.400	43.976	36.752	12	2:01.574	39.372	44.536	37.666



# H. ESSERS Belgian Truck Grand Prix

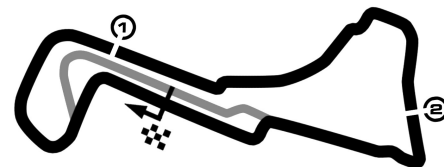
Circuit Zolder, length 4000 m

13. September - 15. September 2019

FIA European Truck Racing Championship

Lap Analysis Race 3,

FIA-Visa.No.: 6ETRC- BEL06.09.2019



# H. ESSERS Belgian Truck Grand Prix

Circuit Zolder, length 4000 m

13. September - 15. September 2019

FIA European Truck Racing Championship

## Lap Analysis Race 3,

FIA-Visa.No.: 6ETRC- BEL06.09.2019

### 64 Luis RECUENCO , MAN / ESP

Theoretische Bestzeit: 2:00.55

Lap	Time	S1	S2	S3	Lap	Time	S1	S2	S3
1	2:16.216	46.245	50.231	39.740	7	2:03.061	39.152	45.318	38.591
2	2:03.029	38.880	45.657	38.492	8	2:01.442	39.279	<b>44.347</b>	37.816
3	2:03.656	40.409	45.729	<b>37.518</b>	9	<b>2:01.237</b>	<b>38.692</b>	44.892	37.653
4	2:01.279	38.753	44.829	37.697	10	2:03.380	39.234	46.081	38.065
5	2:03.563	38.810	45.061	39.692	11	2:01.827	39.182	44.965	37.680
6	2:01.716	38.931	44.738	38.047	12	2:02.894	39.004	44.936	38.954

### 69 David JENKINS , MAN / GBR

Theoretische Bestzeit: 2:02.29

Lap	Time	S1	S2	S3	Lap	Time	S1	S2	S3
1	2:14.826	46.054	48.166	40.606	4	<b>2:02.928</b>	<b>39.274</b>	45.672	<b>37.982</b>
2	2:03.708	39.313	45.510	38.885	5	2:13.751	39.304	49.903	44.544
3	2:09.160	40.335	<b>45.035</b>	43.790	6	2:41.579	45.072	53.405	

### 77 Rene REINERT , IVECO / DEU

Theoretische Bestzeit: 1:59.54

Lap	Time	S1	S2	S3	Lap	Time	S1	S2	S3
1	2:07.249	44.520	45.385	37.344	7	2:00.137	38.814	44.122	37.201
2	2:00.097	38.499	44.489	37.109	8	2:00.287	38.718	44.268	37.301
3	<b>1:59.875</b>	38.722	44.087	<b>37.066</b>	9	2:01.322	38.741	44.363	38.218
4	2:00.151	<b>38.451</b>	44.424	37.276	10	2:02.115	39.878	44.585	37.652
5	2:00.029	38.776	<b>44.027</b>	37.226	11	2:01.677	39.191	44.984	37.502
6	2:00.184	38.559	44.361	37.264	12	2:02.483	39.249	45.624	37.610