

# H. ESSERS Belgian Truck Grand Prix

Circuit Zolder, length 4000 m

13. September - 15. September 2019

FIA European Truck Racing Championship

## Lap Analysis Race 1,

FIA-Visa.No.: 6ETRC- BEL06.09.2019

### 1 Jochen HAHN , IVECO / DEU

Theoretische Bestzeit: 1:58.18

Lap	Time	S1	S2	S3	Lap	Time	S1	S2	S3
1	2:03.789	43.562	43.633	36.594	7	1:59.025	38.265	43.961	36.799
2	<b>1:58.511</b>	<b>38.032</b>	43.840	36.639	8	2:00.427	39.156	44.036	37.235
3	1:58.527	38.073	<b>43.616</b>	36.838	9	1:59.970	38.901	44.069	37.000
4	1:58.552	38.162	43.845	36.545	10	1:59.477	38.899	44.037	<b>36.541</b>
5	1:58.724	38.185	43.724	36.815	11	1:59.105	38.506	44.013	36.586
6	1:58.809	38.235	43.746	36.828	12	1:59.923	38.447	44.445	37.031

### 5 Norbert KISS , MERCEDES BENZ / HUN

Theoretische Bestzeit: 1:59.11

Lap	Time	S1	S2	S3	Lap	Time	S1	S2	S3
1	2:06.417	45.100	44.576	<b>36.741</b>	7	2:01.509	38.577	44.524	38.408
2	<b>1:59.353</b>	<b>38.364</b>	<b>44.005</b>	36.984	8	2:00.020	38.700	44.206	37.114
3	1:59.512	38.449	44.027	37.036	9	2:00.934	39.279	44.332	37.323
4	1:59.838	38.366	44.245	37.227	10	2:00.229	38.871	44.184	37.174
5	2:03.567	39.103	45.917	38.547	11	2:00.496	38.857	44.276	37.363
6	2:00.448	38.719	44.282	37.447	12	2:00.251	38.618	44.273	37.360

### 7 Jamie ANDERSON , MAN / GBR

Theoretische Bestzeit: 1:59.93

Lap	Time	S1	S2	S3	Lap	Time	S1	S2	S3
1	2:13.178	47.439	48.252	37.487	7	2:01.211	38.857	44.677	37.677
2	2:00.185	38.729	44.393	<b>37.063</b>	8	2:02.090	38.984	44.920	38.186
3	2:01.720	38.747	45.394	37.579	9	2:01.633	38.866	44.794	37.973
4	2:02.256	39.211	45.721	37.324	10	2:01.795	39.166	45.279	37.350
5	2:01.217	38.875	45.072	37.270	11	2:00.993	38.809	44.388	37.796
6	2:00.678	38.918	44.651	37.109	12	<b>2:00.008</b>	<b>38.633</b>	<b>44.239</b>	37.136

### 11 Andre KURSIM , IVECO / DEU

Theoretische Bestzeit: 1:58.84

Lap	Time	S1	S2	S3	Lap	Time	S1	S2	S3
1	2:06.043	44.276	44.612	37.155	7	2:00.535	38.870	44.272	37.393
2	<b>1:59.087</b>	<b>38.111</b>	44.166	<b>36.810</b>	8	2:01.509	40.121	44.394	36.994
3	1:59.344	38.359	<b>43.921</b>	37.064	9	2:03.406	40.737	45.335	37.334
4	1:59.848	38.591	44.326	36.931	10	2:00.445	39.045	44.410	36.990
5	2:00.080	38.710	44.270	37.100	11	2:00.651	39.112	44.369	37.170
6	2:00.049	38.636	44.270	37.143	12	2:00.496	38.839	44.302	37.355

### 14 José J.RODRIGUES , MAN / PRT

Theoretische Bestzeit: 2:00.06

Lap	Time	S1	S2	S3	Lap	Time	S1	S2	S3
1	2:14.598	46.627	50.442	37.529	7	2:01.122	39.084	44.816	37.222
2	<b>2:00.066</b>	<b>38.825</b>	<b>44.278</b>	<b>36.963</b>	8	2:02.008	39.453	44.547	38.008
3	2:01.092	38.916	44.574	37.602	9	2:01.970	39.827	44.755	37.388
4	2:02.355	39.144	45.784	37.427	10	2:01.599	39.135	44.465	37.999
5	2:01.369	39.512	44.513	37.344	11	2:02.602	39.544	45.178	37.880
6	2:01.304	39.111	44.655	37.538	12	2:02.460	39.500	45.282	37.678

### 15 Erwin KLEINAGELVOORT , SCANIA / NLD

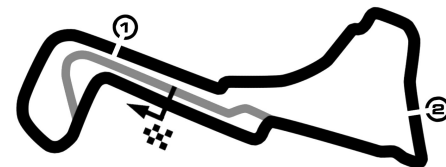
Theoretische Bestzeit: 2:01.75

Lap	Time	S1	S2	S3	Lap	Time	S1	S2	S3
1	2:14.417	48.983	47.345	38.089	7	<b>2:01.998</b>	39.133	45.094	37.771
2	2:03.895	40.067	45.650	38.178	8	2:02.430	39.550	45.147	<b>37.733</b>
3	2:04.890	39.154	45.511	40.225	9	2:02.409	39.231	45.263	37.915
4	2:02.484	<b>39.004</b>	45.396	38.084	10	2:02.000	39.145	<b>45.013</b>	37.842
5	2:03.131	39.491	45.874	37.766	11	2:02.175	39.097	45.135	37.943
6	2:02.571	39.122	45.458	37.991	12	2:02.116	39.046	45.271	37.799

### 19 Dominique ORSINI , MERCEDES BENZ / FRA

Theoretische Bestzeit: 2:11.08

Lap	Time	S1	S2	S3	Lap	Time	S1	S2	S3
1	2:23.146	50.304	51.132	41.710	7	2:13.528	42.645	49.261	41.622
2	2:13.244	42.359	49.078	41.807	8	2:27.791	42.162	50.698	
3	2:14.679	41.729	50.117	42.833	9	2:41.287	1:08.652	51.247	41.388
4	2:15.276	42.363	50.710	42.203	10	2:14.431	42.628	49.728	42.075
5	2:13.245	41.380	50.401	41.464	11	2:13.888	41.458	50.001	42.429



# H. ESSERS Belgian Truck Grand Prix

Circuit Zolder, length 4000 m

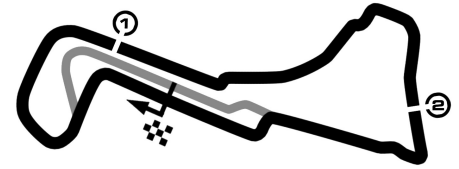
13. September - 15. September 2019

FIA European Truck Racing Championship

## Lap Analysis Race 1,

FIA-Visa.No.: 6ETRC- BEL06.09.2019

Lap	Time	S1	S2	S3	Lap	Time	S1	S2	S3
6	<b>2:11.088</b>	<b>41.364</b>	<b>48.734</b>	<b>40.990</b>					



# H. ESSERS Belgian Truck Grand Prix

Circuit Zolder, length 4000 m

13. September - 15. September 2019

FIA European Truck Racing Championship

## Lap Analysis Race 1,

FIA-Visa.No.: 6ETRC- BEL06.09.2019

### 22 Oliver JANES , FREIGHTLINER / GBR

Theoretische Bestzeit: 2:00.49

Lap	Time	S1	S2	S3	Lap	Time	S1	S2	S3
1	2:11.328	46.848	46.998	37.482	7	2:00.853	39.003	44.631	37.219
2	2:00.932	38.892	44.534	37.506	8	2:00.990	38.871	44.766	37.353
3	2:02.583	38.941	45.032	38.610	9	2:01.183	39.029	44.913	37.241
4	2:01.541	39.113	45.121	37.307	10	2:01.303	38.990	44.753	37.560
5	2:01.100	38.984	44.800	37.316	11	<b>2:00.697</b>	39.024	<b>44.491</b>	37.182
6	2:00.885	<b>38.825</b>	44.884	<b>37.176</b>	12	2:01.377	38.857	45.032	37.488

### 23 Antonio ALBACETE , MAN / ESP

Theoretische Bestzeit: 1:57.89

Lap	Time	S1	S2	S3	Lap	Time	S1	S2	S3
1	2:03.427	42.900	43.607	36.920	7	1:59.147	38.388	43.901	36.858
2	<b>1:57.893</b>	<b>37.904</b>	<b>43.477</b>	<b>36.512</b>	8	2:00.714	39.235	43.924	37.555
3	1:58.252	38.106	43.588	36.558	9	2:00.412	38.852	43.918	37.642
4	1:58.528	38.110	43.736	36.682	10	2:00.853	39.884	44.005	36.964
5	1:59.158	38.173	43.733	37.252	11	1:59.428	38.355	43.820	37.253
6	1:58.733	38.387	43.670	36.676	12	1:59.381	38.473	43.920	36.988

### 24 Fabio CITIGNOLA , MERCEDES BENZ / DEU

Theoretische Bestzeit: 2:01.32

Lap	Time	S1	S2	S3	Lap	Time	S1	S2	S3
1	2:16.646	50.519	47.656	38.471	7	2:02.828	39.633	44.911	38.284
2	2:03.613	39.295	45.413	38.905	8	2:02.467	39.518	44.833	38.116
3	2:03.866	39.459	44.883	39.524	9	2:02.669	40.129	44.804	37.736
4	2:02.339	39.226	44.863	38.250	10	2:02.056	39.448	44.713	37.895
5	2:14.888	<b>38.984</b>	46.029	38.701	11	<b>2:01.428</b>	39.083	<b>44.611</b>	<b>37.734</b>
6	2:44.519	1:20.520	45.298	38.701	12	2:03.423	39.493	45.673	38.257

### 30 Sascha LENZ , MAN / DEU

Theoretische Bestzeit: 1:58.36

Lap	Time	S1	S2	S3	Lap	Time	S1	S2	S3
1	4:43.261	3:23.125	<b>43.691</b>	36.445	7	2:00.281	39.384	43.796	37.101
2	1:59.734	38.323	45.015	<b>36.396</b>	8	2:01.667	38.613	44.199	38.855
3	<b>1:58.966</b>	<b>38.281</b>	43.975	36.710	9	2:00.096	38.580	44.072	37.444
4	1:59.377	38.390	44.006	36.981	10	2:00.584	38.445	44.583	37.556
5	1:59.083	38.324	43.953	36.806	11	2:02.133	39.097	45.609	37.427
6	2:00.357	38.988	44.304	37.065					

### 37 Terry GIBBON , MAN / GBR

Theoretische Bestzeit: 1:59.97

Lap	Time	S1	S2	S3	Lap	Time	S1	S2	S3
1	2:10.189	46.053	46.717	37.419	7	2:01.081	38.767	44.667	37.647
2	2:01.125	38.608	44.928	37.589	8	2:01.155	39.131	44.634	37.390
3	<b>2:00.334</b>	<b>38.559</b>	<b>44.426</b>	37.349	9	2:01.322	38.907	44.893	37.522
4	2:00.693	38.944	44.762	<b>36.987</b>	10	2:01.427	38.966	44.762	37.699
5	2:01.102	38.673	44.894	37.535	11	2:01.135	38.983	44.724	37.428
6	2:00.670	38.846	44.790	37.034	12	2:00.705	38.789	44.586	37.330

### 38 José Eduardo Teixeir J.E.RODRIGUES , MAN / PRT

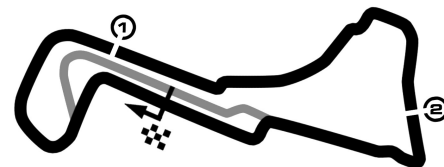
Theoretische Bestzeit: 2:01.27

Lap	Time	S1	S2	S3	Lap	Time	S1	S2	S3
1	2:15.555	49.376	47.417	38.762	7	2:02.798	39.513	45.161	38.124
2	2:05.247	39.285	45.784	40.178	8	2:02.638	39.422	45.167	38.049
3	2:03.188	39.284	44.851	39.053	9	2:01.663	39.127	44.868	37.668
4	2:02.694	39.959	<b>44.706</b>	38.029	10	2:02.481	39.439	44.950	38.092
5	2:03.239	39.276	45.892	38.071	11	2:01.799	<b>39.092</b>	44.975	37.732
6	<b>2:01.636</b>	39.219	44.723	37.694	12	2:01.705	39.218	45.010	<b>37.477</b>

### 44 Stephanie HALM , IVECO / DEU

Theoretische Bestzeit: 1:58.94

Lap	Time	S1	S2	S3	Lap	Time	S1	S2	S3
1	2:08.462	45.413	46.322	36.727	7	2:00.845	38.717	44.724	37.404
2	1:59.137	38.322	44.148	<b>36.667</b>	8	2:00.717	39.058	44.599	37.060
3	<b>1:59.092</b>	<b>38.224</b>	<b>44.056</b>	36.812	9	2:00.718	38.872	44.543	37.303
4	1:59.450	38.457	44.183	36.810	10	2:01.404	39.007	44.958	37.439
5	2:03.244	38.392	46.091	38.761	11	1:59.736	38.702	44.142	36.892



# H. ESSERS Belgian Truck Grand Prix

Circuit Zolder, length 4000 m

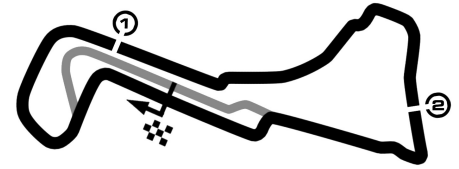
13. September - 15. September 2019

FIA European Truck Racing Championship

## Lap Analysis Race 1,

FIA-Visa.No.: 6ETRC- BEL06.09.2019

Lap	Time	S1	S2	S3	Lap	Time	S1	S2	S3
6	2:01.085	38.662	45.178	37.245	12	1:59.955	38.756	44.202	36.997



# H. ESSERS Belgian Truck Grand Prix

Circuit Zolder, length 4000 m

13. September - 15. September 2019

FIA European Truck Racing Championship

## Lap Analysis Race 1,

FIA-Visa.No.: 6ETRC- BEL06.09.2019

### 55 Adam LACKO , FREIGHTLINER / CZE

Theoretische Bestzeit: 1:58.41

Lap	Time	S1	S2	S3	Lap	Time	S1	S2	S3
1	2:04.637	44.020	43.922	36.695	7	1:59.142	38.650	43.895	36.597
2	<b>1:58.451</b>	38.303	<b>43.681</b>	36.467	8	1:59.884	38.984	44.136	36.764
3	1:58.860	38.376	43.792	36.692	9	2:00.448	39.061	43.996	37.391
4	1:59.166	<b>38.301</b>	44.433	<b>36.432</b>	10	1:59.247	38.576	43.854	36.817
5	1:59.170	38.410	44.022	36.738	11	1:59.271	38.480	43.970	36.821
6	1:59.677	38.389	43.977	37.311	12	1:58.717	38.329	43.762	36.626

### 64 Luis RECUENCO , MAN / ESP

Theoretische Bestzeit: 2:00.52

Lap	Time	S1	S2	S3	Lap	Time	S1	S2	S3
1	2:16.408	49.694	47.737	38.977	7	2:01.739	38.797	44.827	38.115
2	2:02.532	39.009	45.534	37.989	8	2:01.852	39.524	44.726	37.602
3	2:03.257	38.833	45.443	38.981	9	2:01.522	38.988	44.707	37.827
4	2:03.250	39.161	45.252	38.837	10	2:01.515	39.020	44.716	37.779
5	2:01.472	39.272	44.807	<b>37.393</b>	11	2:02.204	38.997	45.195	38.012
6	<b>2:00.741</b>	<b>38.581</b>	<b>44.548</b>	37.612	12	2:01.579	39.172	44.785	37.622

### 69 David JENKINS , MAN / GBR

Theoretische Bestzeit: 1:59.65

Lap	Time	S1	S2	S3	Lap	Time	S1	S2	S3
1	2:12.381	47.111	48.378	<b>36.892</b>	7	2:00.518	39.020	44.347	37.151
2	2:00.551	<b>38.467</b>	44.402	37.682	8	2:00.930	39.030	44.576	37.324
3	2:01.623	38.693	44.874	38.056	9	2:00.712	38.973	44.626	37.113
4	<b>2:00.259</b>	39.009	44.327	36.923	10	2:00.437	39.061	<b>44.300</b>	37.076
5	2:01.622	39.224	45.389	37.009	11	2:01.558	39.102	45.134	37.322
6	2:01.231	38.968	44.904	37.359	12	2:01.030	39.265	44.780	36.985

### 77 Rene REINERT , IVECO / DEU

Theoretische Bestzeit: 1:58.66

Lap	Time	S1	S2	S3	Lap	Time	S1	S2	S3
1	2:08.018	45.239	45.492	37.287	7	2:00.882	38.839	44.582	37.461
2	<b>1:58.892</b>	<b>38.205</b>	43.994	<b>36.693</b>	8	2:00.806	38.968	44.617	37.221
3	1:59.223	38.344	<b>43.764</b>	37.115	9	2:00.785	38.702	44.498	37.585
4	1:59.279	38.502	43.972	36.805	10	2:01.415	38.998	44.660	37.757
5	2:03.578	38.847	46.014	38.717	11	2:01.822	39.524	44.792	37.506
6	2:01.156	38.857	45.020	37.279	12	2:02.737	39.103	46.075	37.559