

H. ESSERS Belgian Truck Grand Prix

Circuit Zolder, length 4000 m

13. September - 15. September 2019

FIA European Truck Racing Championship

Lap Analysis free practice 2,

FIA-Visa.No.: 6ETRC- BEL06.09.2019

1 Jochen HAHN , IVECO / DEU

Theoretische Bestzeit: 1:57.02

Lap	Time	S1	S2	S3	Lap	Time	S1	S2	S3
1	3:54.780		1:28.819	59.361	7	1:58.939	37.880	43.482	37.577
2	1:57.280	37.966	43.047	36.267	8	1:58.455	38.325	43.619	36.511
3	2:35.932	48.448	59.505	47.979	9	1:59.794	37.906	44.029	37.859
4	1:57.534	37.715	43.559	36.260	10	2:02.086	38.341	45.734	38.011
5	2:44.260	48.281	1:00.790		11	2:31.980	46.228	58.873	46.879
6	5:03.961	3:14.157	1:03.260	46.544	12	2:29.133	43.345	59.023	46.765

5 Norbert KISS , MERCEDES BENZ / HUN

Theoretische Bestzeit: 1:58.39

Lap	Time	S1	S2	S3	Lap	Time	S1	S2	S3
1	49.675				8	1:59.001	38.421	43.587	36.993
2	3:01.468	1:15.711	58.766	46.991	9	2:46.957	46.766	1:00.282	
3	1:58.414	38.255	43.602	36.557	10	3:47.844	2:06.488	1:01.412	39.944
4	2:25.157	43.632	55.239	46.286	11	1:59.619	38.461	43.699	37.459
5	1:59.019	38.252	43.740	37.027	12	2:24.126	51.599	49.480	43.047
6	2:59.674	52.829	1:05.465	1:01.380	13	1:58.897	38.518	43.708	36.671
7	2:38.656	50.923	1:00.271	47.462					

7 Jamie ANDERSON , MAN / GBR

Theoretische Bestzeit: 1:59.46

Lap	Time	S1	S2	S3	Lap	Time	S1	S2	S3
1	4:00.172		59.937	1:01.541	8	2:01.373	38.929	44.485	37.959
2	2:01.534	38.686	45.629	37.219	9	1:59.965	39.049	44.112	36.804
3	2:18.408	40.323	48.207		10	1:59.949	38.995	43.970	36.984
4	3:16.774	1:53.872	44.761	38.141	11	2:02.652	38.892	44.721	39.039
5	2:00.853	38.914	44.783	37.156	12	2:00.124	38.931	44.018	37.175
6	2:12.878	38.925	44.548		13	2:00.204	38.996	44.307	36.901
7	3:04.768	1:41.427	46.020	37.321					

11 Andre KURSIM , IVECO / DEU

Theoretische Bestzeit: 1:58.65

Lap	Time	S1	S2	S3	Lap	Time	S1	S2	S3
1	4:59.635		49.353		7	1:58.824	38.431	43.943	36.450
2	4:20.663	2:52.883	46.856	40.924	8	1:59.739	38.634	44.167	36.938
3	1:59.332	38.518	43.810	37.004	9	2:00.523	38.716	44.091	37.716
4	1:59.615	38.426	43.782	37.407	10	2:00.048	38.576	43.963	37.509
5	2:18.879	39.450	49.822		11	2:00.069	38.824	44.399	36.846
6	3:33.885	2:06.555	49.519	37.811	12	2:22.305	40.345	57.433	44.527

14 José J.RODRIGUES , MAN / PRT

Theoretische Bestzeit: 1:59.23

Lap	Time	S1	S2	S3	Lap	Time	S1	S2	S3
1	45.672				8	1:59.786	38.720	44.107	36.959
2	3:11.913	1:30.912	51.122	49.879	9	2:37.038	49.203	1:01.974	45.861
3	1:59.699	38.901	43.954	36.844	10	2:00.121	38.737	44.335	37.049
4	2:19.947	39.102	57.979	42.866	11	1:59.696	38.492	44.171	37.033
5	2:00.107	38.817	44.220	37.070	12	1:59.620	38.441	44.098	37.081
6	2:39.878	50.522	1:07.005	42.351	13	2:12.528	41.933	51.124	39.471
7	2:18.766	39.106	57.287	42.373	14	2:21.252	38.837	52.535	49.880

15 Erwin KLEINAGELVOORT , SCANIA / NLD

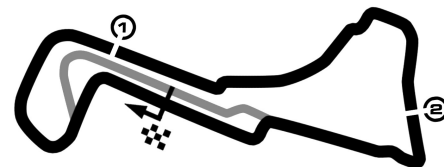
Theoretische Bestzeit: 2:01.47

Lap	Time	S1	S2	S3	Lap	Time	S1	S2	S3
1	4:42.505		54.630	44.802	7	2:02.049	39.113	45.379	37.557
2	2:02.688	39.331	45.228	38.129	8	2:02.671	39.049	45.916	37.706
3	2:02.980	39.170	45.125	38.685	9	2:02.624	39.304	45.915	37.405
4	2:16.104	46.438	48.243	41.423	10	2:25.998	39.036	45.973	
5	2:05.134	39.532	45.534	40.068	11	4:55.348	3:31.295	45.954	38.099
6	2:02.307	39.257	45.248	37.802	12	2:01.851	39.278	45.033	37.540

22 Oliver JANES , FREIGHTLINER / GBR

Theoretische Bestzeit: 2:00.47

Lap	Time	S1	S2	S3	Lap	Time	S1	S2	S3
1	4:17.791		46.005	48.999	6	2:25.067	1:02.900	44.782	37.385
2	2:00.882	39.330	44.443	37.109	7	2:00.938	39.019	44.681	37.238



H. ESSERS Belgian Truck Grand Prix

Circuit Zolder, length 4000 m

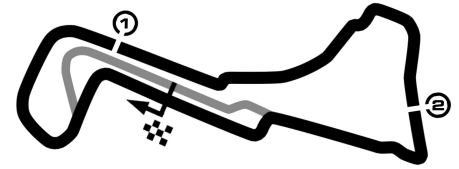
13. September - 15. September 2019

FIA European Truck Racing Championship

Lap Analysis free practice 2,

FIA-Visa.No.: 6ETRC- BEL06.09.2019

Lap	Time	S1	S2	S3	Lap	Time	S1	S2	S3
3	2:01.601	39.229	44.636	37.736	8	2:00.984	38.926	44.720	37.338
4	2:19.194	41.005	46.518		9	2:48.644	45.819	1:00.007	
5	2:36.081	1:01.019	45.335						



H. ESSERS Belgian Truck Grand Prix

Circuit Zolder, length 4000 m

13. September - 15. September 2019

FIA European Truck Racing Championship

Lap Analysis free practice 2,

FIA-Visa.No.: 6ETRC- BEL06.09.2019

23 Antonio ALBACETE , MAN / ESP

Theoretische Bestzeit: 1:57.52

Lap	Time	S1	S2	S3	Lap	Time	S1	S2	S3
1	4:39.989		54.927	43.396	7	1:57.694	37.888	43.380	36.426
2	2:45.377	53.987	1:05.647	45.743	8	3:04.627	55.893	1:12.899	55.835
3	1:57.907	37.997	43.423	36.487	9	2:43.086	37.835	1:05.813	
4	2:38.263	49.227	1:06.250	42.786	10	2:53.998	1:06.503	1:00.990	46.505
5	2:24.105	38.038	47.146		11	1:57.938	37.988	43.266	36.684
6	4:23.347	2:23.095	1:07.898	52.354					

24 Fabio CITIGNOLA , MERCEDES BENZ / DEU

Theoretische Bestzeit: 2:02.00

Lap	Time	S1	S2	S3	Lap	Time	S1	S2	S3
1	4:43.844		54.089	45.505	3	2:02.888	39.274	45.271	38.343
2	2:02.462	39.733	44.903	37.826	4	2:29.289	39.670	45.841	

30 Sascha LENZ , MAN / DEU

Theoretische Bestzeit: 1:57.91

Lap	Time	S1	S2	S3	Lap	Time	S1	S2	S3
1	5:10.999		46.605	37.282	8	2:52.127	1:30.684	44.777	36.666
2	1:58.824	38.008	43.970	36.846	9	1:58.722	38.395	43.737	36.590
3	1:58.538	38.146	43.724	36.668	10	2:02.274	39.105	43.854	39.315
4	1:59.796	39.150	43.939	36.707	11	1:58.478	38.339	43.464	36.675
5	2:00.265	38.108	43.737	38.420	12	1:58.573	38.432	43.696	36.445
6	1:59.268	38.207	44.586	36.475	13	1:59.887	38.520	43.502	37.865
7	2:29.861	39.182	53.002						

37 Terry GIBBON , MAN / GBR

Theoretische Bestzeit: 1:59.98

Lap	Time	S1	S2	S3	Lap	Time	S1	S2	S3
1	3:59.545		1:28.370	1:02.010	8	2:07.691	39.319	50.528	37.844
2	2:01.013	38.821	45.056	37.136	9	2:00.609	38.980	44.605	37.024
3	2:01.549	38.971	44.894	37.684	10	2:20.337	39.162	44.636	56.539
4	2:01.694	39.360	45.071	37.263	11	2:00.844	39.016	44.512	37.316
5	2:01.209	38.995	44.691	37.523	12	2:00.848	38.742	44.223	37.883
6	2:01.566	39.215	44.771	37.580	13	2:04.274	39.715	47.107	37.452
7	2:01.777	38.898	44.501	38.378	14	2:01.155	38.783	45.121	37.251

38 José Eduardo Teixeira J.E.RODRIGUES , MAN / PRT

Theoretische Bestzeit: 2:01.25

Lap	Time	S1	S2	S3	Lap	Time	S1	S2	S3
1	4:06.004		46.449	38.516	7	2:01.982	39.522	45.013	37.447
2	2:02.434	39.543	45.190	37.701	8	2:40.189	39.646	49.828	
3	2:02.483	39.395	45.497	37.591	9	4:18.119	2:35.580	58.599	43.940
4	2:01.304	39.221	44.806	37.277	10	2:02.713	39.650	45.680	37.383
5	2:02.062	39.745	45.082	37.235	11	2:04.261	39.710	44.903	39.648
6	2:01.617	39.210	44.874	37.533	12	3:03.954	50.510	1:06.133	

44 Stephanie HALM , IVECO / DEU

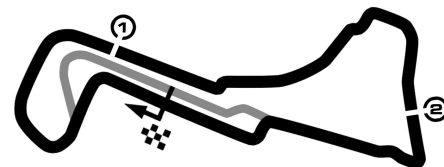
Theoretische Bestzeit: 1:58.12

Lap	Time	S1	S2	S3	Lap	Time	S1	S2	S3
1	3:37.222		1:24.453	53.918	8	1:58.470	38.070	43.888	36.512
2	1:58.452	38.182	43.729	36.541	9	1:59.021	38.443	43.966	36.612
3	1:58.815	38.232	43.541	37.042	10	1:58.721	38.310	43.641	36.770
4	1:58.647	38.282	43.630	36.735	11	1:58.496	38.322	43.650	36.524
5	1:58.733	38.251	43.709	36.773	12	2:00.363	38.391	45.437	36.535
6	2:39.274	43.063	56.387		13	1:58.917	38.342	43.779	36.796
7	5:40.273	3:51.690	1:02.335	46.248					

55 Adam LACKO , FREIGHTLINER / CZE

Theoretische Bestzeit: 1:58.25

Lap	Time	S1	S2	S3	Lap	Time	S1	S2	S3
1	2:45.571		51.363	41.767	6	2:26.478	42.036	51.569	
2	2:00.508	38.486	44.633	37.389	7	4:12.219	2:46.498	46.579	39.142
3	2:14.929	38.632	45.457		8	1:58.380	38.046	43.820	36.514
4	4:44.314	3:16.791	43.887	43.636	9	2:18.213	41.251	47.996	
5	1:58.405	38.066	43.691	36.648	10	6:45.898	5:23.821	45.082	36.995



H. ESSERS Belgian Truck Grand Prix

Circuit Zolder, length 4000 m

13. September - 15. September 2019

FIA European Truck Racing Championship

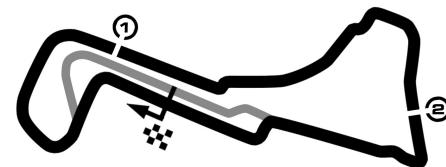
Lap Analysis free practice 2,

FIA-Visa.No.: 6ETRC- BEL06.09.2019

64 Luis RECUENCO , MAN / ESP

Theoretische Bestzeit: 1:59.67

Lap	Time	S1	S2	S3	Lap	Time	S1	S2	S3
1	12:16.193		45.123	37.981	5	2:15.838	38.610	44.594	
2	2:23.349	38.410	44.318		6	2:33.905	1:05.588	45.979	42.338
3	6:13.946	4:50.332	46.664	36.950	7	2:20.865	40.680	47.824	
4	2:05.502	38.907	45.834	40.761					



H. ESSERS Belgian Truck Grand Prix

Circuit Zolder, length 4000 m

13. September - 15. September 2019

FIA European Truck Racing Championship

Lap Analysis free practice 2,

FIA-Visa.No.: 6ETRC- BEL06.09.2019

69 David JENKINS , MAN / GBR

Theoretische Bestzeit: 1:59.63

Lap	Time	S1	S2	S3	Lap	Time	S1	S2	S3
1	4:45.653		45.560	37.323	8	2:04.122	39.105	45.337	39.680
2	2:06.301	38.749	48.881	38.671	9	2:00.250	39.295	44.283	36.672
3	2:01.355	39.299	44.848	37.208	10	2:00.387	39.182	44.211	36.994
4	2:06.877	39.554	49.314	38.009	11	2:06.804	39.200	49.349	38.255
5	2:00.877	39.271	44.558	37.048	12	2:00.603	39.154	44.462	36.987
6	2:00.295	38.914	44.606	36.775	13	2:01.398	38.966	45.365	37.067
7	2:24.253	50.184	55.093	38.976	14	2:27.240	39.439	51.208	56.593

77 Rene REINERT , IVECO / DEU

Theoretische Bestzeit: 1:58.43

Lap	Time	S1	S2	S3	Lap	Time	S1	S2	S3
1	47.918				8	2:15.223	38.573	52.628	44.022
2	3:08.442	1:13.379	58.253	56.810	9	1:59.491	38.594	44.138	36.759
3	1:59.765	38.807	43.733	37.225	10	2:26.470	46.037	55.835	44.598
4	2:32.881	48.382	56.600	47.899	11	1:59.171	38.469	44.257	36.445
5	2:13.027	42.512	50.049	40.466	12	2:25.028	43.602	51.513	49.913
6	2:13.447	38.255	53.875	41.317	13	2:27.779	46.862	1:02.222	38.695
7	2:25.383	38.599	1:04.052	42.732	14	1:59.433	38.411	43.893	37.129