

H. ESSERS Belgian Truck Grand Prix

Circuit Zolder, length 4000 m

13. September - 15. September 2019

FIA European Truck Racing Championship

Lap Analysis free practice 1,

FIA-Visa.No.: 5ETRC- CZE 12.08.201

1 Jochen HAHN , IVECO / DEU

Theoretische Bestzeit: 1:57.44

Lap	Time	S1	S2	S3	Lap	Time	S1	S2	S3
1	3:20.563		56.000	47.733	8	1:58.957	38.138	44.113	36.706
2	2:19.827	45.560	47.395	46.872	9	2:37.849	45.003	58.461	
3	2:28.389	50.534	55.154	42.701	10	4:03.756	2:31.088	51.469	41.199
4	1:57.994	37.938	43.501	36.555	11	1:57.522	38.015	43.365	36.142
5	2:21.709	47.273	54.603	39.833	12	2:29.547	49.215	52.904	47.428
6	1:57.983	38.074	43.611	36.298	13	2:52.008	52.891	1:04.450	54.667
7	1:58.526	38.200	43.843	36.483					

5 Norbert KISS , MERCEDES BENZ / HUN

Theoretische Bestzeit: 1:58.56

Lap	Time	S1	S2	S3	Lap	Time	S1	S2	S3
1	3:12.694		50.256	41.583	8	1:59.101	38.287	43.801	37.013
2	2:06.837	39.822	47.834	39.181	9	2:25.543	38.469	52.431	
3	2:11.166	39.469	47.073	44.624	10	4:37.634	3:00.692	56.918	40.024
4	2:01.269	38.625	44.451	38.193	11	1:59.186	38.256	43.865	37.065
5	2:16.211	47.138	48.963	40.110	12	2:07.652	38.419	50.112	39.121
6	2:14.451	39.066	52.365	43.020	13	1:58.662	38.350	43.510	36.802
7	2:02.619	38.298	44.654	39.667					

7 Jamie ANDERSON , MAN / GBR

Theoretische Bestzeit: 2:01.02

Lap	Time	S1	S2	S3	Lap	Time	S1	S2	S3
1	3:16.446		52.589	42.227	8	5:56.143	4:32.214	45.776	38.153
2	2:04.364	39.524	46.562	38.278	9	2:01.716	38.983	44.993	37.740
3	2:05.189	40.216	46.599	38.374	10	2:01.460	38.880	44.825	37.755
4	2:03.936	39.964	45.796	38.176	11	2:01.166	39.022	44.670	37.474
5	2:02.444	39.527	45.174	37.743	12	2:01.599	39.221	44.671	37.707
6	2:02.210	39.104	44.945	38.161	13	2:22.494	40.948	47.714	53.832
7	2:18.042	39.443	45.424						

11 Andre KURSIM , IVECO / DEU

Theoretische Bestzeit: 1:58.75

Lap	Time	S1	S2	S3	Lap	Time	S1	S2	S3
1	2:49.007		50.705	45.028	7	2:23.540	38.231	53.209	52.100
2	1:59.606	38.259	44.241	37.106	8	1:59.907	38.276	44.276	37.355
3	1:58.880	38.200	43.810	36.870	9	1:59.256	38.372	43.879	37.005
4	1:58.946	38.256	43.947	36.743	10	2:40.713	45.459	1:00.215	
5	2:39.944	47.670	57.017		11	2:58.514	1:29.850	50.083	38.581
6	5:01.784	3:30.314	53.075	38.395	12	1:59.460	38.272	44.081	37.107

14 José J.RODRIGUES , MAN / PRT

Theoretische Bestzeit: 2:00.34

Lap	Time	S1	S2	S3	Lap	Time	S1	S2	S3
1	2:53.101		50.837	43.448	8	2:13.771	43.293	50.307	40.171
2	2:01.826	39.824	44.772	37.230	9	2:15.967	38.918	50.696	46.353
3	2:00.819	38.954	44.450	37.415	10	2:07.271	40.422	48.075	38.774
4	2:28.358	38.802	47.786		11	2:00.741	38.999	44.650	37.092
5	4:11.314	2:45.473	48.263	37.578	12	2:00.783	38.887	44.703	37.193
6	2:03.654	39.211	45.679	38.764	13	2:23.193	38.978	48.478	55.737
7	2:01.453	38.947	44.900	37.606					

15 Erwin KLEINAGELVOORT , SCANIA / NLD

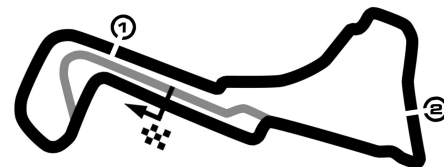
Theoretische Bestzeit: 2:02.98

Lap	Time	S1	S2	S3	Lap	Time	S1	S2	S3
1	3:40.271		56.852		7	2:04.467	39.675	46.729	38.063
2	4:06.486	2:39.421	47.613	39.452	8	2:04.814	39.706	46.744	38.364
3	2:24.223	39.753	46.894		9	2:06.149	39.807	47.687	38.655
4	4:30.646	3:04.187	47.440	39.019	10	2:02.987	39.395	45.610	37.982
5	2:07.034	40.214	46.633	40.187	11	2:04.738	40.495	46.075	38.168
6	2:04.919	39.846	46.345	38.728	12	2:03.741	39.489	45.969	38.283

22 Oliver JANES , FREIGHTLINER / GBR

Theoretische Bestzeit: 2:00.40

Lap	Time	S1	S2	S3	Lap	Time	S1	S2	S3
1	2:58.057		48.487	43.427	7	2:04.615	39.118	47.519	37.978



H. ESSERS Belgian Truck Grand Prix

Circuit Zolder, length 4000 m

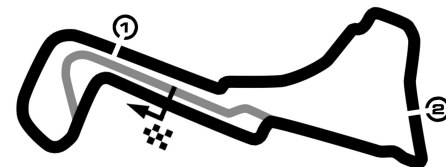
13. September - 15. September 2019

FIA European Truck Racing Championship

Lap Analysis free practice 1,

FIA-Visa.No.: 5ETRC- CZE 12.08.201

Lap	Time	S1	S2	S3	Lap	Time	S1	S2	S3
2	2:03.367	39.953	45.354	38.060	8	2:01.772	38.993	44.958	37.821
3	2:01.841	38.976	45.352	37.513	9	2:10.015	40.904	46.034	43.077
4	2:03.951	39.180	44.970	39.801	10	2:25.470	39.141	49.252	
5	2:35.073	45.962	49.835		11	3:31.395	2:09.078	44.649	37.668
6	5:02.610	3:36.044	48.135	38.431	12	2:00.406	38.859	44.292	37.255



H. ESSERS Belgian Truck Grand Prix

Circuit Zolder, length 4000 m

13. September - 15. September 2019

FIA European Truck Racing Championship

Lap Analysis free practice 1,

FIA-Visa.No.: 5ETRC-CZE 12.08.201

23 Antonio ALBACETE , MAN / ESP

Theoretische Bestzeit: 1:57.61

Lap	Time	S1	S2	S3	Lap	Time	S1	S2	S3
1	2:42.228		49.174	41.997	7	1:58.707	38.326	43.743	36.638
2	1:59.201	38.395	44.165	36.641	8	2:53.232	49.245	1:13.051	50.936
3	1:58.747	38.320	43.845	36.582	9	1:58.147	38.120	43.400	36.627
4	2:12.821	38.368	43.792		10	3:04.782	52.614	1:23.413	48.755
5	4:32.672	2:43.872	1:02.962	45.838	11	1:57.612	37.863	43.277	36.472
6	2:21.789	38.311	43.534	59.944	12	3:01.445	52.189	1:12.521	56.735

24 Fabio CITIGNOLA , MERCEDES BENZ / DEU

Theoretische Bestzeit: 2:01.80

Lap	Time	S1	S2	S3	Lap	Time	S1	S2	S3
1	3:27.015		56.766	43.389	7	2:03.587	39.694	45.703	38.190
2	2:10.025	42.347	49.049	38.629	8	2:01.989	39.155	45.061	37.773
3	2:05.989	39.754	46.337	39.898	9	2:02.745	39.561	45.122	38.062
4	2:06.418	40.178	47.024	39.216	10	2:02.721	39.633	44.881	38.207
5	2:04.567	39.909	46.583	38.075	11	2:39.750	40.286	51.416	
6	2:02.897	39.440	45.539	37.918					

30 Sascha LENZ , MAN / DEU

Theoretische Bestzeit: 1:58.69

Lap	Time	S1	S2	S3	Lap	Time	S1	S2	S3
1	3:23.613		56.148	43.115	8	2:17.438	38.878	44.222	
2	2:08.508	44.174	47.267	37.067	9	3:10.532	1:49.031	44.184	37.317
3	2:00.649	38.315	45.173	37.161	10	2:00.111	38.362	44.939	36.810
4	2:23.795	38.341	44.187		11	1:58.990	38.470	44.033	36.487
5	4:33.602	3:12.541	44.657	36.404	12	1:59.127	38.393	43.978	36.756
6	1:59.711	38.470	44.373	36.868	13	2:20.240	39.442	47.723	53.075
7	1:59.508	38.340	44.047	37.121					

37 Terry GIBBON , MAN / GBR

Theoretische Bestzeit: 2:00.78

Lap	Time	S1	S2	S3	Lap	Time	S1	S2	S3
1	2:49.450		52.837		7	2:03.239	39.841	45.589	37.809
2	2:54.684	1:27.870	47.992	38.822	8	2:01.669	39.145	44.857	37.667
3	2:04.009	39.996	46.085	37.928	9	2:02.149	39.253	45.215	37.681
4	2:13.535	39.160	51.026	43.349	10	2:00.781	38.734	44.830	37.217
5	2:03.591	39.762	45.873	37.956	11	2:01.414	39.278	44.914	37.222
6	2:28.701	51.353	59.920	37.428	12	2:39.714	39.118	54.915	

38 José Eduardo Teixeir J.E.RODRIGUES , MAN / PRT

Theoretische Bestzeit: 2:02.48

Lap	Time	S1	S2	S3	Lap	Time	S1	S2	S3
1	3:17.168		54.701	41.313	6	4:32.140	3:06.976	47.023	38.141
2	2:04.599	40.697	45.861	38.041	7	2:03.851	40.109	45.367	38.375
3	2:06.056	40.605	47.324	38.127	8	2:02.489	39.552	45.151	37.786
4	2:03.681	39.954	45.590	38.137	9	2:25.856	39.683	45.855	
5	2:35.481	39.988	51.689						

44 Stephanie HALM , IVECO / DEU

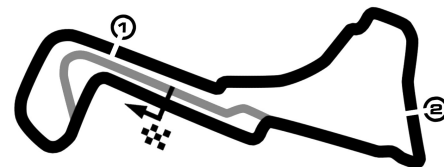
Theoretische Bestzeit: 1:58.72

Lap	Time	S1	S2	S3	Lap	Time	S1	S2	S3
1	2:51.466		51.402	43.130	8	1:58.834	38.332	43.898	36.604
2	2:00.484	38.717	44.793	36.974	9	1:59.243	38.249	44.114	36.880
3	1:59.727	38.274	44.044	37.409	10	2:23.021	44.863	57.179	40.979
4	2:50.234	38.635	1:06.059		11	2:14.562	39.337	56.142	39.083
5	3:46.692	2:01.761	59.624	45.307	12	2:01.415	38.224	44.095	39.096
6	1:59.655	38.379	44.441	36.835	13	2:00.080	38.488	44.204	37.388
7	1:59.031	38.428	43.944	36.659	14	2:39.063	58.312	54.422	46.329

55 Adam LACKO , FREIGHTLINER / CZE

Theoretische Bestzeit: 1:57.55

Lap	Time	S1	S2	S3	Lap	Time	S1	S2	S3
1	2:46.263		50.426	44.126	7	1:59.969	38.495	44.888	36.586
2	1:59.616	38.992	43.839	36.785	8	2:14.246	38.369	44.954	50.923
3	1:58.937	38.535	43.790	36.612	9	1:57.733	38.012	43.440	36.281
4	2:26.858	40.340	52.402		10	2:30.381	48.314	56.251	45.816



H. ESSERS Belgian Truck Grand Prix

Circuit Zolder, length 4000 m

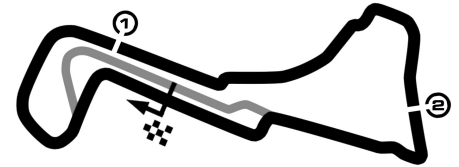
13. September - 15. September 2019

FIA European Truck Racing Championship

Lap Analysis free practice 1,

FIA-Visa.No.: 5ETRC- CZE 12.08.201

Lap	Time	S1	S2	S3	Lap	Time	S1	S2	S3
5	5:35.371	4:14.739	43.992	36.640	11	1:57.588	37.896	43.374	36.318
6	1:59.720	38.617	44.256	36.847	12	2:36.052	46.697	1:00.070	49.285



H. ESSERS Belgian Truck Grand Prix

Circuit Zolder, length 4000 m

13. September - 15. September 2019

FIA European Truck Racing Championship

Lap Analysis free practice 1,

FIA-Visa.No.: 5ETRC- CZE 12.08.201

64 Luis RECUENCO , MAN / ESP

Theoretische Bestzeit: 2:00.31

Lap	Time	S1	S2	S3	Lap	Time	S1	S2	S3
1	35.128				8	2:02.128	38.933	45.789	37.406
2	2:52.581	1:12.799	56.605	43.177	9	2:09.274	38.723	46.034	44.517
3	2:06.594	40.977	48.011	37.606	10	2:10.437	38.613	44.883	46.941
4	2:00.489	38.787	44.386	37.316	11	2:40.339	39.287	49.978	
5	2:00.836	38.760	44.605	37.471	12	4:17.526	2:52.902	45.437	39.187
6	2:40.339	44.407	1:00.804		13	2:35.118	52.312	53.275	49.531
7	4:38.380	3:14.380	46.233	37.767					

69 David JENKINS , MAN / GBR

Theoretische Bestzeit: 2:00.55

Lap	Time	S1	S2	S3	Lap	Time	S1	S2	S3
1	2:55.037		53.283	44.029	8	2:01.153	39.473	44.882	36.798
2	2:03.872	39.825	45.417	38.630	9	2:02.033	39.858	44.544	37.631
3	2:01.925	39.591	44.765	37.569	10	2:14.756	45.219	51.812	37.725
4	2:04.385	39.439	46.250	38.696	11	2:01.151	39.237	45.117	36.797
5	2:01.929	39.444	45.002	37.483	12	2:01.705	39.213	44.987	37.505
6	2:10.243	39.438	45.823	44.982	13	2:24.665	43.908	48.596	
7	2:16.662	46.121	52.480	38.061	14	2:27.353	1:00.878	45.611	40.864

77 Rene REINERT , IVECO / DEU

Theoretische Bestzeit: 1:58.51

Lap	Time	S1	S2	S3	Lap	Time	S1	S2	S3
1	3:15.176		56.030	41.541	8	1:59.113	38.303	43.884	36.926
2	1:59.392	38.383	44.106	36.903	9	2:18.040	44.046	54.069	39.925
3	2:24.705	43.041	55.213	46.451	10	2:07.660	43.151	46.717	37.792
4	2:05.664	41.783	46.139	37.742	11	1:59.161	38.348	43.854	36.959
5	2:04.891	38.502	48.035	38.354	12	2:10.845	44.358	47.415	39.072
6	1:59.112	38.195	43.916	37.001	13	2:06.051	38.297	48.825	38.929
7	2:21.367	44.810	54.928	41.629	14	1:58.633	38.317	43.520	36.796